















































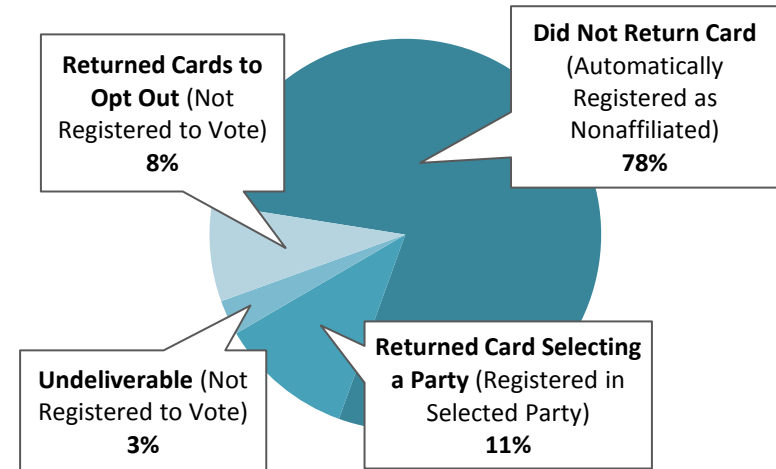


## Oregon Motor Voter Cumulative Program Statistics Through April 30, 2017

Elections Division Oregon  
Secretary of State

### Total OMV Mailers Sent

DMV Qualified Transactions Retrieved by SoS	1,679,474
Total DMV records matching a voter	1,251,993
<i>Percentage matching a voter</i>	74.55%
Total Number of OMV Mailers Sent	380,990



### Total Matured\* OMV Mailers

Total Business Days of Matured Mailers	317
Total Matured Mailers Sent	366,803
<i>Undeliverable</i>	10,615
<i>Returned Cards to Opt Out</i>	29,428
Total New Voters Forwarded to County	326,760
<i>New Voters Registered as Nonaffiliated</i>	286,136
<i>Returned Cards to Select a Party</i>	40,624

### Total Cards Returned 70,052

Opt Out	29,428
Party Selection	40,624
Democratic Party	18,115
Independent Party	2,966
Republican Party	13,410
Nonaffiliated	4,786
Constitution Party	118
Libertarian Party	638
Pacific Green Party	286
Progressive Party	55
Working Families Party	117
Other	133

\* Under Oregon Motor Voter (OMV), the Secretary of State sends a mailer to potential new voters identified from data retrieved from the Oregon DMV. The mailer allows the potential new voters 21 days to decide to opt out, select a political party, or become registered automatically as a nonaffiliated voter. "Matured OMV Mailers" are those where the 21 day period to return the card has expired giving the individual the full 21 days to make their decision. Cards returned after the 21 day period are also honored and the individual's wishes are followed when the Secretary of State receives the card.



## Oregon Motor Voter Cumulative Program Statistics Through April 30, 2017

Elections Division  
Oregon Secretary of State  
[www.OregonMotorVoter.gov](http://www.OregonMotorVoter.gov)

County	Automatically Registered as		Total New OMV Voters	Status	
	Nonaffiliated Voter	Party Selection		Opt Out	Undeliverable
Baker	1,108	137	1,245	175	37
Benton	4,207	818	5,025	352	167
Clackamas	27,317	3,760	31,077	2,721	802
Clatsop	3,164	441	3,605	316	167
Columbia	4,428	465	4,893	493	133
Coos	6,209	826	7,035	786	236
Crook	1,856	216	2,072	274	79
Curry	2,458	462	2,920	368	110
Deschutes	13,839	2,619	16,458	1,519	562
Douglas	9,783	1,209	10,992	1,383	436
Gilliam	102	25	127	10	3
Grant	460	70	530	71	21
Harney	429	75	504	71	17
Hood River	1,551	199	1,750	142	55
Jackson	17,215	2,467	19,682	2,012	638
Jefferson	1,858	168	2,026	208	56
Josephine	7,814	1,006	8,820	980	291
Klamath	5,996	797	6,793	729	221
Lake	657	100	757	88	43
Lane	26,098	3,718	29,816	2,819	1,086
Lincoln	4,382	713	5,095	562	238
Linn	9,900	1,230	11,130	1,264	319
Malheur	2,566	199	2,765	217	105
Marion	25,394	2,722	28,116	2,305	775
Morrow	887	90	977	72	26
Multnomah	45,618	7,681	53,299	3,686	1,804
Polk	5,548	754	6,302	583	201
Sherman	123	12	135	19	8
Tillamook	2,336	327	2,663	248	79
Umatilla	6,478	600	7,078	563	218
Union	1,694	225	1,919	191	67
Wallowa	452	95	547	49	21
Wasco	2,153	221	2,374	245	88
Washington	34,832	5,254	40,086	3,197	1,268
Wheeler	79	9	88	10	0
Yamhill	7,145	914	8,059	700	238
<b>Total</b>	<b>286,136</b>	<b>40,624</b>	<b>326,760</b>	<b>29,428</b>	<b>10,615</b>



## Oregon Motor Voter Cumulative Program Statistics Through April 30, 2017

Elections Division  
Oregon Secretary of State  
[www.OregonMotorVoter.gov](http://www.OregonMotorVoter.gov)

County	Democrat	Independent	Republican	Nonaffiliated	Constitution	Libertarian	Pacific Green	Progressive	Working Families	Other	Total
Baker	31	8	86	1,117	1	0	1	0	1	0	1,245
Benton	432	45	210	4,304	1	18	10	0	2	3	5,025
Clackamas	1,585	288	1,353	27,742	12	53	17	2	10	15	31,077
Clatsop	178	41	136	3,234	2	7	4	0	1	2	3,605
Columbia	156	47	193	4,479	0	11	1	1	1	4	4,893
Coos	218	90	357	6,331	8	18	8	1	3	1	7,035
Crook	39	12	126	1,886	2	5	2	0	0	0	2,072
Curry	154	27	213	2,516	1	4	4	0	1	0	2,920
Deschutes	1,037	212	994	14,132	3	52	8	8	7	5	16,458
Douglas	297	109	607	9,959	2	6	1	3	3	5	10,992
Gilliam	4	2	14	105	0	1	0	0	1	0	127
Grant	13	5	39	469	0	2	1	0	1	0	530
Harney	14	8	45	435	1	1	0	0	0	0	504
Hood River	93	16	52	1,577	0	6	4	0	1	1	1,750
Jackson	932	193	970	17,484	7	44	27	5	8	12	19,682
Jefferson	38	22	82	1,876	1	3	3	0	0	1	2,026
Josephine	310	86	476	7,924	4	8	7	0	3	2	8,820
Klamath	163	81	415	6,099	2	18	4	0	9	2	6,793
Lake	11	8	67	668	1	2	0	0	0	0	757
Lane	1,754	253	1,167	26,509	11	63	35	4	10	10	29,816
Lincoln	312	54	231	4,479	1	7	6	1	3	1	5,095
Linn	362	124	527	10,082	6	18	7	1	1	2	11,130
Malheur	39	12	107	2,598	3	4	0	2	0	0	2,765
Marion	1,024	225	1,036	25,732	15	39	13	5	11	16	28,116
Morrow	22	11	37	901	1	3	0	0	1	1	977
Multnomah	5,212	379	1,063	46,414	10	97	67	12	20	25	53,299
Polk	278	63	309	5,630	1	10	3	1	2	5	6,302
Sherman	1	1	9	124	0	0	0	0	0	0	135
Tillamook	115	28	134	2,378	0	3	4	0	0	1	2,663
Umatilla	151	50	281	6,567	6	13	2	1	4	3	7,078
Union	60	15	125	1,716	1	1	0	0	1	0	1,919
Wallowa	26	9	45	466	0	0	1	0	0	0	547
Wasco	72	23	88	2,182	2	2	4	1	0	0	2,374
Washington	2,644	367	1,452	35,452	7	100	34	6	9	15	40,086
Wheeler	1	0	7	80	0	0	0	0	0	0	88
Yamhill	337	52	357	7,275	6	19	8	1	3	1	8,059
<b>Total</b>	<b>18,115</b>	<b>2,966</b>	<b>13,410</b>	<b>290,922</b>	<b>118</b>	<b>638</b>	<b>286</b>	<b>55</b>	<b>117</b>	<b>133</b>	<b>326,760</b>



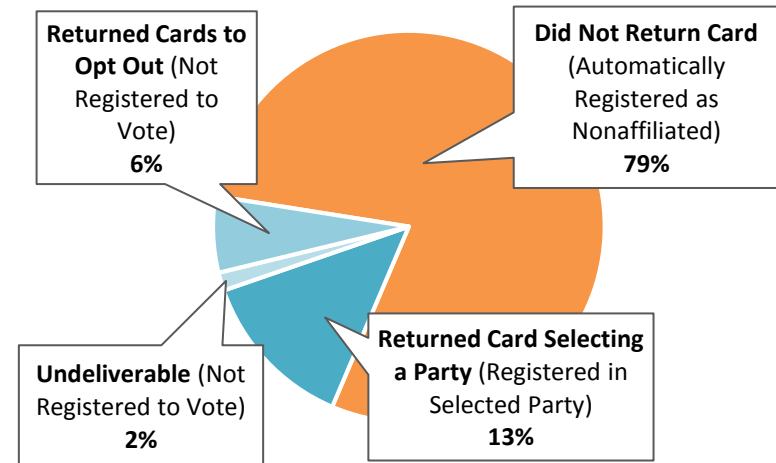


## Oregon Motor Voter Phase 1 Program Statistics Through May 31, 2017

Elections Division  
Oregon Secretary of State  
[www.OregonMotorVoter.gov](http://www.OregonMotorVoter.gov)

### Total OMV Mailers Sent

DMV Qualified Transactions Retrieved by SoS	888,242
Total DMV records matching a voter	589,712
<i>Percentage matching a voter</i>	66.39%
Total Number of OMV Mailers Sent	248,827
Daily Average of Mailers Sent	703



### Total Matured\* OMV Mailers

Total Business Days of Matured Mailers	339
Total Matured Mailers Sent	234,144
<i>Undeliverable</i>	3,523
<i>Returned Cards to Opt Out</i>	14,716
Total New Voters Forwarded to County	215,905
<i>New Voters Registered as Nonaffiliated</i>	184,748
<i>Returned Cards to Select a Party</i>	31,157

### Total Cards Returned

<b>Total Cards Returned</b>	<b>45,873</b>
Opt Out	14,716
Party Selection	31,157
Democratic Party	14,937
Independent Party	2,140
Republican Party	9,418
Nonaffiliated	3,573
Constitution Party	82
Libertarian Party	506
Pacific Green Party	253
Progressive Party	52
Working Families Party	92
Other	104

\* Under Oregon Motor Voter (OMV), the Secretary of State sends a mailer to potential new voters identified from data retrieved from the Oregon DMV. The mailer allows the potential new voters 21 days to decide to opt out, select a political party, or become registered automatically as a nonaffiliated voter. "Matured OMV Mailers" are those where the 21 day period to return the card has expired giving the individual the full 21 days to make their decision. Cards returned after the 21 day period are also honored and the individual's wishes are followed when the Secretary of State receives the card.



## Oregon Motor Voter Phase 1 Program Statistics Through May 31, 2017

Elections Division  
Oregon Secretary of State  
[www.OregonMotorVoter.gov](http://www.OregonMotorVoter.gov)

County	Automatically Registered as		Total New OMV Voters	Opt Out	Undeliverable
	Nonaffiliated Voter	Party Selection			
Baker	644	103	747	87	12
Benton	2,777	664	3,441	203	49
Clackamas	15,801	2,587	18,388	1,323	233
Clatsop	2,151	365	2,516	162	52
Columbia	2,587	280	2,867	245	44
Coos	3,935	609	4,544	415	66
Crook	1,132	151	1,283	138	27
Curry	1,630	392	2,022	198	36
Deschutes	9,073	2,167	11,240	733	172
Douglas	6,197	910	7,107	679	126
Gilliam	67	17	84	4	1
Grant	269	43	312	38	7
Harney	251	39	290	39	5
Hood River	938	163	1,101	76	11
Jackson	11,550	1,896	13,446	1,002	260
Jefferson	1,222	104	1,326	122	17
Josephine	5,459	799	6,258	483	113
Klamath	3,866	587	4,453	391	77
Lake	373	67	440	38	10
Lane	17,387	2,919	20,306	1,375	401
Lincoln	3,024	606	3,630	307	72
Linn	6,147	842	6,989	627	101
Malheur	1,606	130	1,736	113	32
Marion	16,185	1,909	18,094	1,188	282
Morrow	538	57	595	29	6
Multnomah	32,259	6,644	38,903	1,862	648
Polk	3,491	561	4,052	296	65
Sherman	73	6	79	15	2
Tillamook	1,395	227	1,622	140	17
Umatilla	3,887	385	4,272	272	71
Union	1,015	163	1,178	97	17
Wallowa	279	71	350	23	6
Wasco	1,341	159	1,500	136	28
Washington	21,845	3,900	25,745	1,513	373
Wheeler	56	5	61	5	0
Yamhill	4,298	630	4,928	342	84
<b>Total</b>	<b>184,748</b>	<b>31,157</b>	<b>215,905</b>	<b>14,716</b>	<b>3,523</b>



# Oregon Motor Voter

## Phase 1 Program Statistics Through May 31, 2017

**Elections Division**  
Oregon Secretary of State  
[www.OregonMotorVoter.gov](http://www.OregonMotorVoter.gov)

County	Democrat	Independent	Republican	Nonaffiliated	Constitution	Libertarian	Pacific Green	Progressive	Working Families	Other	Total
Baker	21	6	65	652	1	0	1	0	1	0	747
Benton	384	35	142	2,850	1	15	9	0	2	3	3,441
Clackamas	1,152	192	877	16,080	8	42	15	2	7	13	18,388
Clatsop	154	32	111	2,204	2	7	3	0	1	2	2,516
Columbia	96	25	118	2,618	0	5	1	1	1	2	2,867
Coos	176	62	251	4,025	4	15	7	1	2	1	4,544
Crook	35	10	81	1,153	0	4	0	0	0	0	1,283
Curry	138	26	176	1,673	0	6	2	0	1	0	2,022
Deschutes	914	154	786	9,315	3	44	6	8	7	3	11,240
Douglas	241	85	440	6,321	1	7	1	3	3	5	7,107
Gilliam	5	0	8	69	0	1	0	0	1	0	84
Grant	10	3	21	276	0	1	0	0	1	0	312
Harney	9	3	24	254	0	0	0	0	0	0	290
Hood River	80	8	43	958	0	7	3	0	1	1	1,101
Jackson	774	146	683	11,760	4	36	25	5	6	7	13,446
Jefferson	28	13	52	1,232	0	0	1	0	0	0	1,326
Josephine	251	75	377	5,536	2	6	6	0	3	2	6,258
Klamath	129	56	296	3,944	2	16	5	0	3	2	4,453
Lake	9	8	40	379	1	2	0	0	1	0	440
Lane	1,468	190	817	17,719	10	48	36	4	6	8	20,306
Lincoln	273	42	192	3,106	1	6	6	0	3	1	3,630
Linn	280	78	345	6,263	3	12	5	1	0	2	6,989
Malheur	23	11	70	1,625	2	3	0	2	0	0	1,736
Marion	771	161	666	16,421	11	26	12	5	9	12	18,094
Morrow	14	8	23	546	1	2	0	0	1	0	595
Multnomah	4,669	306	817	32,905	7	82	66	12	17	22	38,903
Polk	225	44	209	3,556	1	6	3	2	2	4	4,052
Sherman	1	1	3	74	0	0	0	0	0	0	79
Tillamook	85	21	83	1,428	0	2	3	0	0	0	1,622
Umatilla	92	34	171	3,951	4	13	1	0	3	3	4,272
Union	50	10	83	1,033	1	1	0	0	0	0	1,178
Wallowa	23	8	27	291	0	0	1	0	0	0	350
Wasco	54	14	61	1,365	1	2	2	1	0	0	1,500
Washington	2,053	241	1,019	22,303	6	74	27	4	7	11	25,745
Wheeler	0	0	4	57	0	0	0	0	0	0	61
Yamhill	250	32	237	4,379	5	15	6	1	3	0	4,928
<b>Total</b>	<b>14,937</b>	<b>2,140</b>	<b>9,418</b>	<b>188,321</b>	<b>82</b>	<b>506</b>	<b>253</b>	<b>52</b>	<b>92</b>	<b>104</b>	<b>215,905</b>

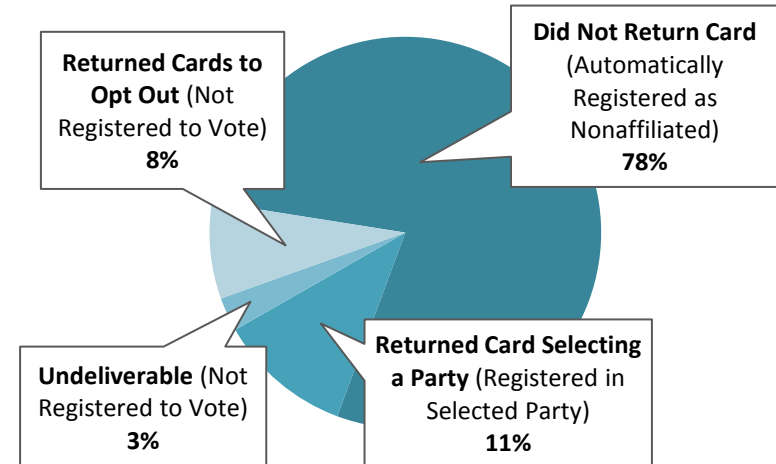


## Oregon Motor Voter Cumulative Program Statistics Through May 31, 2017

Elections Division  
Oregon Secretary of State  
[www.OregonMotorVoter.gov](http://www.OregonMotorVoter.gov)

### Total OMV Mailers Sent

DMV Qualified Transactions Retrieved by SoS	1,733,248
Total DMV records matching a voter	1,287,541
<i>Percentage matching a voter</i>	74.28%
Total Number of OMV Mailers Sent	394,282



### Total Matured\* OMV Mailers

Total Business Days of Matured Mailers	339
Total Matured Mailers Sent	379,822
<i>Undeliverable</i>	10,641
<i>Returned Cards to Opt Out</i>	30,233
Total New Voters Forwarded to County	338,948
<i>New Voters Registered as Nonaffiliated</i>	296,834
<i>Returned Cards to Select a Party</i>	42,114

### Total Cards Returned 72,347

Opt Out	30,233
Party Selection	42,114
Democratic Party	18,756
Independent Party	3,103
Republican Party	13,900
Nonaffiliated	4,951
Constitution Party	120
Libertarian Party	667
Pacific Green Party	296
Progressive Party	59
Working Families Party	122
Other	140

\* Under Oregon Motor Voter (OMV), the Secretary of State sends a mailer to potential new voters identified from data retrieved from the Oregon DMV. The mailer allows the potential new voters 21 days to decide to opt out, select a political party, or become registered automatically as a nonaffiliated voter. "Matured OMV Mailers" are those where the 21 day period to return the card has expired giving the individual the full 21 days to make their decision. Cards returned after the 21 day period are also honored and the individual's wishes are followed when the Secretary of State receives the card.



## Oregon Motor Voter Cumulative Program Statistics Through May 31, 2017

Elections Division  
Oregon Secretary of State  
[www.OregonMotorVoter.gov](http://www.OregonMotorVoter.gov)

County	Automatically Registered as		Total New OMV Voters	Status	
	Nonaffiliated Voter	Party Selection		Opt Out	Undeliverable
Baker	1,152	138	<b>1,290</b>	179	37
Benton	4,374	854	<b>5,228</b>	366	167
Clackamas	28,162	3,873	<b>32,035</b>	2,788	803
Clatsop	3,294	462	<b>3,756</b>	325	167
Columbia	4,560	474	<b>5,034</b>	505	133
Coos	6,440	851	<b>7,291</b>	810	236
Crook	1,911	228	<b>2,139</b>	281	81
Curry	2,561	479	<b>3,040</b>	379	110
Deschutes	14,348	2,731	<b>17,079</b>	1,558	565
Douglas	10,103	1,252	<b>11,355</b>	1,418	437
Gilliam	110	26	<b>136</b>	10	3
Grant	471	70	<b>541</b>	75	21
Harney	445	77	<b>522</b>	72	17
Hood River	1,619	210	<b>1,829</b>	144	55
Jackson	17,935	2,550	<b>20,485</b>	2,077	639
Jefferson	1,938	176	<b>2,114</b>	218	57
Josephine	8,139	1,055	<b>9,194</b>	1,005	292
Klamath	6,239	828	<b>7,067</b>	751	221
Lake	676	105	<b>781</b>	91	44
Lane	27,091	3,855	<b>30,946</b>	2,901	1,092
Lincoln	4,551	736	<b>5,287</b>	576	238
Linn	10,228	1,278	<b>11,506</b>	1,299	319
Malheur	2,662	207	<b>2,869</b>	226	105
Marion	26,274	2,823	<b>29,097</b>	2,358	779
Morrow	923	93	<b>1,016</b>	72	26
Multnomah	47,517	7,980	<b>55,497</b>	3,777	1,808
Polk	5,762	786	<b>6,548</b>	598	202
Sherman	128	12	<b>140</b>	21	8
Tillamook	2,402	334	<b>2,736</b>	257	79
Umatilla	6,694	623	<b>7,317</b>	583	218
Union	1,749	232	<b>1,981</b>	197	67
Wallowa	465	98	<b>563</b>	50	21
Wasco	2,245	230	<b>2,475</b>	251	88
Washington	36,189	5,441	<b>41,630</b>	3,284	1,268
Wheeler	86	9	<b>95</b>	10	0
Yamhill	7,391	938	<b>8,329</b>	721	238
<b>Total</b>	<b>296,834</b>	<b>42,114</b>	<b>338,948</b>	<b>30,233</b>	<b>10,641</b>



## Oregon Motor Voter Cumulative Program Statistics Through May 31, 2017

Elections Division  
Oregon Secretary of State  
[www.OregonMotorVoter.gov](http://www.OregonMotorVoter.gov)

County	Democrat	Independent	Republican	Nonaffiliated	Constitution	Libertarian	Pacific Green	Progressive	Working Families	Other	Total
Baker	31	8	87	1,161	1	0	1	0	1	0	1,290
Benton	459	46	216	4,471	1	18	11	0	2	4	5,228
Clackamas	1,631	299	1,396	28,596	12	56	17	2	10	16	32,035
Clatsop	184	42	147	3,367	2	7	4	0	1	2	3,756
Columbia	160	48	196	4,611	0	12	1	1	1	4	5,034
Coos	224	95	367	6,566	8	18	8	1	3	1	7,291
Crook	43	12	132	1,943	2	5	2	0	0	0	2,139
Curry	160	30	218	2,620	1	6	4	0	1	0	3,040
Deschutes	1,078	218	1,036	14,657	4	56	8	8	7	7	17,079
Douglas	311	113	625	10,283	2	9	1	3	3	5	11,355
Gilliam	5	2	14	113	0	1	0	0	1	0	136
Grant	13	5	39	480	0	2	1	0	1	0	541
Harney	15	8	46	451	1	1	0	0	0	0	522
Hood River	99	16	54	1,647	0	7	4	0	1	1	1,829
Jackson	955	199	1,011	18,215	7	45	27	5	8	13	20,485
Jefferson	43	23	84	1,956	1	3	3	0	0	1	2,114
Josephine	317	93	508	8,250	4	9	8	0	3	2	9,194
Klamath	172	82	430	6,346	2	19	5	0	9	2	7,067
Lake	11	10	68	687	1	3	0	0	1	0	781
Lane	1,812	265	1,211	27,522	11	64	37	4	10	10	30,946
Lincoln	319	56	237	4,654	1	8	6	1	4	1	5,287
Linn	379	129	548	10,414	6	19	7	1	1	2	11,506
Malheur	40	15	111	2,694	3	4	0	2	0	0	2,869
Marion	1,063	238	1,072	26,623	15	39	13	6	11	17	29,097
Morrow	22	13	38	937	1	3	0	0	1	1	1,016
Multnomah	5,408	403	1,096	48,345	10	102	72	14	22	25	55,497
Polk	291	63	323	5,847	1	11	3	2	2	5	6,548
Sherman	1	1	9	129	0	0	0	0	0	0	140
Tillamook	117	29	138	2,444	0	3	4	0	0	1	2,736
Umatilla	153	53	290	6,790	6	14	2	1	4	4	7,317
Union	61	16	129	1,772	1	1	0	0	1	0	1,981
Wallowa	26	10	47	479	0	0	1	0	0	0	563
Wasco	73	24	93	2,275	2	3	4	1	0	0	2,475
Washington	2,735	387	1,506	36,831	7	100	34	6	9	15	41,630
Wheeler	1	0	7	87	0	0	0	0	0	0	95
Yamhill	344	52	371	7,522	7	19	8	1	4	1	8,329
<b>Total</b>	<b>18,756</b>	<b>3,103</b>	<b>13,900</b>	<b>301,785</b>	<b>120</b>	<b>667</b>	<b>296</b>	<b>59</b>	<b>122</b>	<b>140</b>	<b>338,948</b>

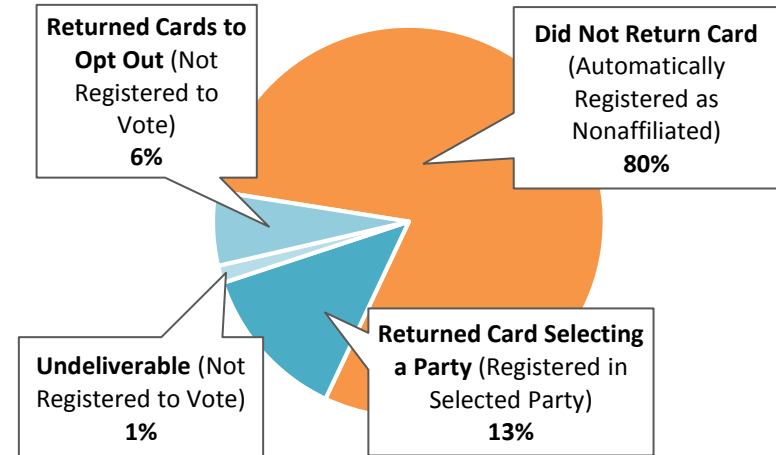


## Oregon Motor Voter Phase 1 Program Statistics Through June 30, 2017

Elections Division  
Oregon Secretary of State  
[www.OregonMotorVoter.gov](http://www.OregonMotorVoter.gov)

### Total OMV Mailers Sent

DMV Qualified Transactions Retrieved by SoS	943,289
Total DMV records matching a voter	625,808
<i>Percentage matching a voter</i>	66.34%
Total Number of OMV Mailers Sent	263,020
Daily Average of Mailers Sent	700



### Total Matured\* OMV Mailers

Total Business Days of Matured Mailers	361
Total Matured Mailers Sent	253,059
<i>Undeliverable</i>	3,653
<i>Returned Cards to Opt Out</i>	15,506
Total New Voters Forwarded to County	233,900
<i>New Voters Registered as Nonaffiliated</i>	201,174
<i>Returned Cards to Select a Party</i>	32,726

### Total Cards Returned

<b>Total Cards Returned</b>	<b>48,232</b>
Opt Out	15,506
Party Selection	32,726
Democratic Party	15,671
Independent Party	2,265
Republican Party	9,900
Nonaffiliated	3,730
Constitution Party	87
Libertarian Party	543
Pacific Green Party	268
Progressive Party	54
Working Families Party	99
Other	109

\* Under Oregon Motor Voter (OMV), the Secretary of State sends a mailer to potential new voters identified from data retrieved from the Oregon DMV. The mailer allows the potential new voters 21 days to decide to opt out, select a political party, or become registered automatically as a nonaffiliated voter. "Matured OMV Mailers" are those where the 21 day period to return the card has expired giving the individual the full 21 days to make their decision. Cards returned after the 21 day period are also honored and the individual's wishes are followed when the Secretary of State receives the card.



## Oregon Motor Voter Phase 1 Program Statistics Through June 30, 2017

Elections Division  
Oregon Secretary of State  
[www.OregonMotorVoter.gov](http://www.OregonMotorVoter.gov)

County	Automatically Registered as		Total New OMV Voters	Opt Out	Undeliverable
	Nonaffiliated Voter	Party Selection			
Baker	701	107	808	90	12
Benton	3,048	695	3,743	212	51
Clackamas	17,173	2,722	19,895	1,396	249
Clatsop	2,336	393	2,729	172	58
Columbia	2,787	293	3,080	254	44
Coos	4,298	635	4,933	444	70
Crook	1,218	159	1,377	147	29
Curry	1,799	415	2,214	209	37
Deschutes	10,064	2,291	12,355	783	178
Douglas	6,808	955	7,763	712	132
Gilliam	77	18	95	4	1
Grant	297	43	340	41	7
Harney	281	44	325	41	5
Hood River	1,038	178	1,216	77	14
Jackson	12,585	1,997	14,582	1,059	270
Jefferson	1,305	111	1,416	126	19
Josephine	6,037	846	6,883	508	115
Klamath	4,254	618	4,872	416	78
Lake	417	69	486	41	11
Lane	18,881	3,059	21,940	1,440	408
Lincoln	3,279	634	3,913	327	72
Linn	6,624	890	7,514	655	105
Malheur	1,733	136	1,869	119	32
Marion	17,385	2,007	19,392	1,245	289
Morrow	579	59	638	30	7
Multnomah	35,123	6,953	42,076	1,980	677
Polk	3,804	598	4,402	314	68
Sherman	83	6	89	16	2
Tillamook	1,514	233	1,747	145	20
Umatilla	4,175	405	4,580	289	74
Union	1,103	170	1,273	104	16
Wallowa	302	74	376	24	6
Wasco	1,438	167	1,605	139	28
Washington	23,936	4,078	28,014	1,583	384
Wheeler	63	5	68	5	0
Yamhill	4,629	663	5,292	359	85
<b>Total</b>	<b>201,174</b>	<b>32,726</b>	<b>233,900</b>	<b>15,506</b>	<b>3,653</b>





## Oregon Motor Voter Phase 1 Program Statistics Through June 30, 2017

Elections Division  
Oregon Secretary of State  
[www.OregonMotorVoter.gov](http://www.OregonMotorVoter.gov)

County	Democrat	Independent	Republican	Nonaffiliated	Constitution	Libertarian	Pacific Green	Progressive	Working Families	Other	Total
Baker	22	6	66	710	1	0	1	0	1	1	808
Benton	404	38	146	3,121	1	19	9	0	2	3	3,743
Clackamas	1,215	202	918	17,464	9	46	18	2	7	14	19,895
Clatsop	171	35	116	2,392	2	7	3	0	1	2	2,729
Columbia	100	25	125	2,820	0	5	1	1	1	2	3,080
Coos	185	63	263	4,392	4	15	7	1	2	1	4,933
Crook	36	12	86	1,239	0	4	0	0	0	0	1,377
Curry	141	28	191	1,843	0	7	2	0	1	1	2,214
Deschutes	958	168	838	10,318	3	46	6	8	7	3	12,355
Douglas	256	94	452	6,936	1	8	4	3	4	5	7,763
Gilliam	5	0	9	79	0	1	0	0	1	0	95
Grant	10	3	21	304	0	1	0	0	1	0	340
Harney	9	3	28	284	0	1	0	0	0	0	325
Hood River	90	9	44	1,060	0	7	3	1	1	1	1,216
Jackson	826	151	713	12,805	5	37	26	5	7	7	14,582
Jefferson	28	15	54	1,316	0	2	1	0	0	0	1,416
Josephine	266	77	400	6,118	2	8	6	0	3	3	6,883
Klamath	142	59	309	4,334	2	16	5	0	3	2	4,872
Lake	9	9	41	423	1	2	0	0	1	0	486
Lane	1,530	204	853	19,234	11	50	39	4	7	8	21,940
Lincoln	288	43	200	3,364	1	7	6	0	3	1	3,913
Linn	294	82	368	6,746	3	12	6	1	0	2	7,514
Malheur	25	12	73	1,752	2	3	0	2	0	0	1,869
Marion	806	168	708	17,632	11	28	13	5	9	12	19,392
Morrow	15	8	24	587	1	2	0	0	1	0	638
Multnomah	4,890	318	857	35,796	7	86	69	13	18	22	42,076
Polk	236	51	225	3,872	1	6	3	2	2	4	4,402
Sherman	1	1	3	84	0	0	0	0	0	0	89
Tillamook	89	23	83	1,547	0	2	3	0	0	0	1,747
Umatilla	94	35	185	4,241	4	13	1	0	3	4	4,580
Union	51	11	87	1,121	1	2	0	0	0	0	1,273
Wallowa	23	8	30	314	0	0	1	0	0	0	376
Wasco	58	15	63	1,463	1	2	2	1	0	0	1,605
Washington	2,141	249	1,068	24,416	8	82	27	4	8	11	28,014
Wheeler	0	0	4	64	0	0	0	0	0	0	68
Yamhill	257	40	249	4,713	5	16	6	1	5	0	5,292
<b>Total</b>	<b>15,671</b>	<b>2,265</b>	<b>9,900</b>	<b>204,904</b>	<b>87</b>	<b>543</b>	<b>268</b>	<b>54</b>	<b>99</b>	<b>109</b>	<b>233,900</b>

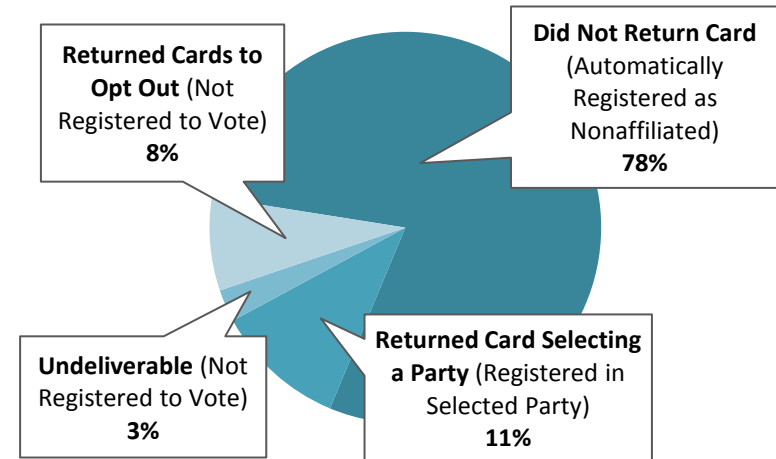


## Oregon Motor Voter Cumulative Program Statistics Through June 30, 2017

Elections Division  
Oregon Secretary of State  
[www.OregonMotorVoter.gov](http://www.OregonMotorVoter.gov)

### Total OMV Mailers Sent

DMV Qualified Transactions Retrieved by SoS	1,788,295
Total DMV records matching a voter	1,323,637
<i>Percentage matching a voter</i>	74.02%
Total Number of OMV Mailers Sent	408,475



### Total Matured\* OMV Mailers

Total Business Days of Matured Mailers	361
Total Matured Mailers Sent	402,986
<i>Undeliverable</i>	10,772
<i>Returned Cards to Opt Out</i>	31,029
Total New Voters Forwarded to County	361,185
<i>New Voters Registered as Nonaffiliated</i>	317,501
<i>Returned Cards to Select a Party</i>	43,684

### Total Cards Returned 74,713

Opt Out	31,029
Party Selection	43,684
Democratic Party	19,491
Independent Party	3,227
Republican Party	14,383
Nonaffiliated	5,108
Constitution Party	125
Libertarian Party	704
Pacific Green Party	311
Progressive Party	61
Working Families Party	129
Other	145

\* Under Oregon Motor Voter (OMV), the Secretary of State sends a mailer to potential new voters identified from data retrieved from the Oregon DMV. The mailer allows the potential new voters 21 days to decide to opt out, select a political party, or become registered automatically as a nonaffiliated voter. "Matured OMV Mailers" are those where the 21 day period to return the card has expired giving the individual the full 21 days to make their decision. Cards returned after the 21 day period are also honored and the individual's wishes are followed when the Secretary of State receives the card.



## Oregon Motor Voter Cumulative Program Statistics Through June 30, 2017

Elections Division  
Oregon Secretary of State  
[www.OregonMotorVoter.gov](http://www.OregonMotorVoter.gov)

County	Automatically Registered as		Total New OMV Voters	Status	
	Nonaffiliated Voter	Party Selection		Opt Out	Undeliverable
Baker	1,231	142	<b>1,373</b>	182	38
Benton	4,706	885	<b>5,591</b>	375	169
Clackamas	30,027	4,008	<b>34,035</b>	2,862	819
Clatsop	3,521	490	<b>4,011</b>	335	173
Columbia	4,829	488	<b>5,317</b>	514	133
Coos	6,896	876	<b>7,772</b>	839	240
Crook	2,039	236	<b>2,275</b>	290	83
Curry	2,781	502	<b>3,283</b>	390	111
Deschutes	15,616	2,855	<b>18,471</b>	1,607	571
Douglas	10,871	1,297	<b>12,168</b>	1,452	443
Gilliam	123	27	<b>150</b>	10	3
Grant	514	70	<b>584</b>	78	21
Harney	487	82	<b>569</b>	74	17
Hood River	1,738	225	<b>1,963</b>	145	58
Jackson	19,250	2,651	<b>21,901</b>	2,134	649
Jefferson	2,053	183	<b>2,236</b>	222	59
Josephine	8,840	1,102	<b>9,942</b>	1,030	294
Klamath	6,713	859	<b>7,572</b>	776	222
Lake	733	107	<b>840</b>	94	45
Lane	28,947	3,995	<b>32,942</b>	2,967	1,098
Lincoln	4,852	764	<b>5,616</b>	596	238
Linn	10,853	1,326	<b>12,179</b>	1,327	323
Malheur	2,839	213	<b>3,052</b>	232	105
Marion	27,789	2,922	<b>30,711</b>	2,417	786
Morrow	974	95	<b>1,069</b>	73	27
Multnomah	50,849	8,289	<b>59,138</b>	3,895	1,838
Polk	6,158	823	<b>6,981</b>	616	205
Sherman	140	12	<b>152</b>	22	8
Tillamook	2,555	340	<b>2,895</b>	262	82
Umatilla	7,070	642	<b>7,712</b>	600	221
Union	1,865	239	<b>2,104</b>	204	66
Wallowa	500	101	<b>601</b>	51	21
Wasco	2,368	238	<b>2,606</b>	254	88
Washington	38,844	5,620	<b>44,464</b>	3,356	1,279
Wheeler	95	9	<b>104</b>	10	0
Yamhill	7,835	971	<b>8,806</b>	738	239
<b>Total</b>	<b>317,501</b>	<b>43,684</b>	<b>361,185</b>	<b>31,029</b>	<b>10,772</b>



## Oregon Motor Voter Cumulative Program Statistics Through June 30, 2017

Elections Division  
Oregon Secretary of State  
[www.OregonMotorVoter.gov](http://www.OregonMotorVoter.gov)

County	Democrat	Independent	Republican	Nonaffiliated	Constitution	Libertarian	Pacific Green	Progressive	Working Families	Other	Total
Baker	32	8	88	1,241	1	0	1	0	1	1	1,373
Benton	479	49	220	4,803	1	22	11	0	2	4	5,591
Clackamas	1,694	309	1,437	30,473	13	60	20	2	10	17	34,035
Clatsop	201	45	152	3,597	2	7	4	0	1	2	4,011
Columbia	165	48	203	4,882	0	12	1	1	1	4	5,317
Coos	233	95	379	7,026	8	18	8	1	3	1	7,772
Crook	44	14	137	2,071	2	5	2	0	0	0	2,275
Curry	163	32	233	2,841	1	7	4	0	1	1	3,283
Deschutes	1,122	232	1,088	15,937	4	58	8	8	7	7	18,471
Douglas	326	122	637	11,055	2	10	4	3	4	5	12,168
Gilliam	5	2	15	126	0	1	0	0	1	0	150
Grant	13	5	39	523	0	2	1	0	1	0	584
Harney	15	8	50	493	1	2	0	0	0	0	569
Hood River	109	17	55	1,768	0	7	4	1	1	1	1,963
Jackson	1,007	204	1,041	19,540	8	46	28	5	9	13	21,901
Jefferson	43	25	86	2,072	1	5	3	0	0	1	2,236
Josephine	332	95	531	8,955	4	11	8	0	3	3	9,942
Klamath	185	85	443	6,822	2	19	5	0	9	2	7,572
Lake	11	11	69	744	1	3	0	0	1	0	840
Lane	1,874	279	1,247	29,399	12	66	40	4	11	10	32,942
Lincoln	334	57	245	4,958	1	9	6	1	4	1	5,616
Linn	393	133	571	11,045	6	19	8	1	1	2	12,179
Malheur	42	16	114	2,871	3	4	0	2	0	0	3,052
Marion	1,098	245	1,115	28,149	15	41	14	6	11	17	30,711
Morrow	23	13	39	988	1	3	0	0	1	1	1,069
Multnomah	5,629	415	1,136	51,704	10	106	75	15	23	25	59,138
Polk	302	70	339	6,246	1	11	3	2	2	5	6,981
Sherman	1	1	9	141	0	0	0	0	0	0	152
Tillamook	121	31	138	2,597	0	3	4	0	0	1	2,895
Umatilla	155	54	303	7,168	6	14	2	1	4	5	7,712
Union	62	17	133	1,888	1	2	0	0	1	0	2,104
Wallowa	26	10	50	514	0	0	1	0	0	0	601
Wasco	77	25	95	2,399	2	3	4	1	0	0	2,606
Washington	2,823	395	1,556	39,508	9	108	34	6	10	15	44,464
Wheeler	1	0	7	96	0	0	0	0	0	0	104
Yamhill	351	60	383	7,969	7	20	8	1	6	1	8,806
<b>Total</b>	<b>19,491</b>	<b>3,227</b>	<b>14,383</b>	<b>322,609</b>	<b>125</b>	<b>704</b>	<b>311</b>	<b>61</b>	<b>129</b>	<b>145</b>	<b>361,185</b>

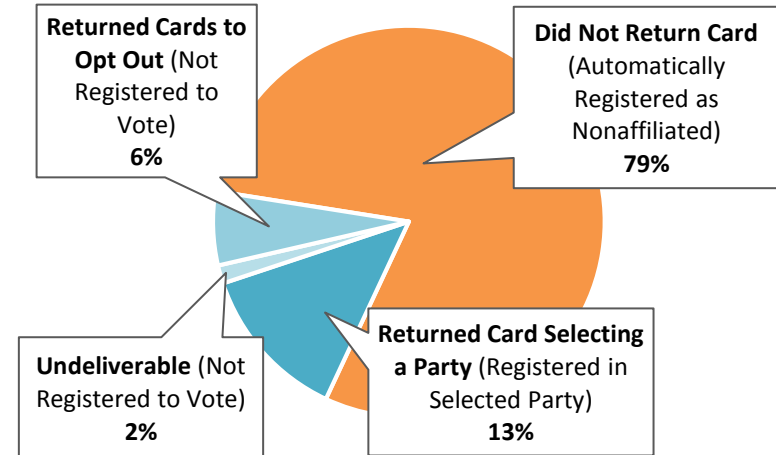


## Oregon Motor Voter Phase 1 Program Statistics Through July 31, 2017

Elections Division  
Oregon Secretary of State  
[www.OregonMotorVoter.gov](http://www.OregonMotorVoter.gov)

### Total OMV Mailers Sent

DMV Qualified Transactions Retrieved by SoS	995,070
Total DMV records matching a voter	660,752
<i>Percentage matching a voter</i>	66.40%
Total Number of OMV Mailers Sent	277,517
Daily Average of Mailers Sent	701



### Total Matured\* OMV Mailers

Total Business Days of Matured Mailers	381
Total Matured Mailers Sent	267,210
<i>Undeliverable</i>	4,027
<i>Returned Cards to Opt Out</i>	16,299
Total New Voters Forwarded to County	246,884
<i>New Voters Registered as Nonaffiliated</i>	212,333
<i>Returned Cards to Select a Party</i>	34,551

### Total Cards Returned

<b>Total Cards Returned</b>	<b>50,850</b>
Opt Out	16,299
Party Selection	34,551
Democratic Party	16,592
Independent Party	2,414
Republican Party	10,396
Nonaffiliated	3,920
Constitution Party	88
Libertarian Party	580
Pacific Green Party	287
Progressive Party	59
Working Families Party	103
Other	112

\* Under Oregon Motor Voter (OMV), the Secretary of State sends a mailer to potential new voters identified from data retrieved from the Oregon DMV. The mailer allows the potential new voters 21 days to decide to opt out, select a political party, or become registered automatically as a nonaffiliated voter. "Matured OMV Mailers" are those where the 21 day period to return the card has expired giving the individual the full 21 days to make their decision. Cards returned after the 21 day period are also honored and the individual's wishes are followed when the Secretary of State receives the card.



## Oregon Motor Voter Phase 1 Program Statistics Through July 31, 2017

Elections Division  
Oregon Secretary of State  
[www.OregonMotorVoter.gov](http://www.OregonMotorVoter.gov)

County	Automatically Registered as		Total New OMV Voters	Opt Out	Undeliverable
	Nonaffiliated Voter	Party Selection			
Baker	748	117	865	94	13
Benton	3,246	732	3,978	226	58
Clackamas	18,097	2,895	20,992	1,462	282
Clatsop	2,472	412	2,884	180	69
Columbia	2,930	310	3,240	263	48
Coos	4,544	667	5,211	468	79
Crook	1,287	166	1,453	152	29
Curry	1,899	433	2,332	217	41
Deschutes	10,663	2,424	13,087	824	197
Douglas	7,161	1,002	8,163	750	152
Gilliam	80	18	98	4	1
Grant	313	45	358	42	7
Harney	298	45	343	41	6
Hood River	1,103	189	1,292	84	14
Jackson	13,227	2,100	15,327	1,121	292
Jefferson	1,375	117	1,492	130	23
Josephine	6,394	887	7,281	542	124
Klamath	4,490	655	5,145	435	84
Lake	429	72	501	42	13
Lane	19,830	3,220	23,050	1,520	436
Lincoln	3,462	684	4,146	343	81
Linn	6,987	937	7,924	685	120
Malheur	1,812	145	1,957	122	35
Marion	18,253	2,101	20,354	1,323	318
Morrow	605	60	665	34	7
Multnomah	37,146	7,347	44,493	2,061	739
Polk	4,041	630	4,671	331	74
Sherman	85	7	92	16	2
Tillamook	1,589	254	1,843	150	25
Umatilla	4,390	429	4,819	307	83
Union	1,181	178	1,359	108	19
Wallowa	317	76	393	25	8
Wasco	1,525	175	1,700	147	30
Washington	25,407	4,309	29,716	1,671	423
Wheeler	65	6	71	5	0
Yamhill	4,882	707	5,589	374	95
<b>Total</b>	<b>212,333</b>	<b>34,551</b>	<b>246,884</b>	<b>16,299</b>	<b>4,027</b>



## Oregon Motor Voter Phase 1 Program Statistics Through July 31, 2017

Elections Division  
Oregon Secretary of State  
[www.OregonMotorVoter.gov](http://www.OregonMotorVoter.gov)

County	Democrat	Independent	Republican	Nonaffiliated	Constitution	Libertarian	Pacific Green	Progressive	Working Families	Other	Total
Baker	22	8	72	759	1	0	1	0	1	1	865
Benton	428	41	152	3,322	1	19	10	0	2	3	3,978
Clackamas	1,294	219	971	18,405	9	51	19	2	8	14	20,992
Clatsop	185	35	118	2,531	2	7	3	0	1	2	2,884
Columbia	106	26	130	2,968	0	5	1	1	1	2	3,240
Coos	196	66	275	4,643	4	15	7	1	3	1	5,211
Crook	38	13	90	1,308	0	4	0	0	0	0	1,453
Curry	144	33	199	1,944	0	7	3	0	1	1	2,332
Deschutes	1,028	181	877	10,927	3	47	6	8	7	3	13,087
Douglas	268	95	477	7,296	1	9	4	3	4	6	8,163
Gilliam	5	0	9	82	0	1	0	0	1	0	98
Grant	10	4	21	320	0	2	0	0	1	0	358
Harney	9	3	28	301	0	2	0	0	0	0	343
Hood River	96	10	47	1,126	0	7	3	1	1	1	1,292
Jackson	863	160	754	13,458	6	39	26	6	8	7	15,327
Jefferson	28	17	56	1,388	0	2	1	0	0	0	1,492
Josephine	276	82	421	6,480	2	8	6	0	3	3	7,281
Klamath	150	64	327	4,575	2	17	5	0	3	2	5,145
Lake	10	10	42	435	1	2	0	0	1	0	501
Lane	1,612	214	898	20,199	11	52	44	4	7	9	23,050
Lincoln	321	47	207	3,553	1	7	6	0	3	1	4,146
Linn	303	94	384	7,115	3	13	7	2	0	3	7,924
Malheur	26	12	80	1,832	2	3	0	2	0	0	1,957
Marion	841	173	742	18,517	11	30	14	5	9	12	20,354
Morrow	16	8	24	613	1	2	0	0	1	0	665
Multnomah	5,194	334	892	37,845	7	92	73	15	19	22	44,493
Polk	249	55	234	4,110	1	11	3	2	2	4	4,671
Sherman	2	1	3	86	0	0	0	0	0	0	92
Tillamook	99	25	90	1,623	0	2	4	0	0	0	1,843
Umatilla	105	39	193	4,457	4	13	1	0	3	4	4,819
Union	53	11	92	1,200	1	2	0	0	0	0	1,359
Wallowa	23	8	31	330	0	0	1	0	0	0	393
Wasco	59	17	66	1,552	1	2	2	1	0	0	1,700
Washington	2,257	267	1,125	25,915	8	89	31	5	8	11	29,716
Wheeler	0	0	5	66	0	0	0	0	0	0	71
Yamhill	276	42	264	4,972	5	18	6	1	5	0	5,589
<b>Total</b>	<b>16,592</b>	<b>2,414</b>	<b>10,396</b>	<b>216,253</b>	<b>88</b>	<b>580</b>	<b>287</b>	<b>59</b>	<b>103</b>	<b>112</b>	<b>246,884</b>

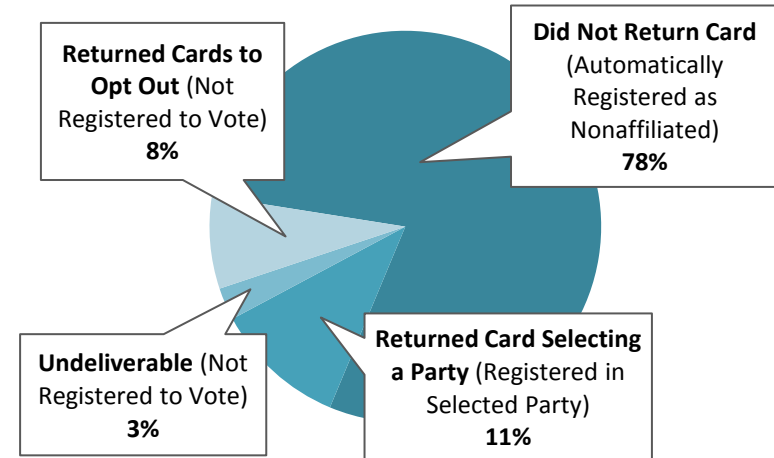


## Oregon Motor Voter Cumulative Program Statistics Through July 31, 2017

Elections Division  
Oregon Secretary of State  
[www.OregonMotorVoter.gov](http://www.OregonMotorVoter.gov)

### Total OMV Mailers Sent

DMV Qualified Transactions Retrieved by SoS	1,840,076
Total DMV records matching a voter	1,358,581
<i>Percentage matching a voter</i>	73.83%
Total Number of OMV Mailers Sent	422,972



### Total Matured\* OMV Mailers

Total Business Days of Matured Mailers	381
Total Matured Mailers Sent	417,141
<i>Undeliverable</i>	11,146
<i>Returned Cards to Opt Out</i>	31,822
Total New Voters Forwarded to County	374,173
<i>New Voters Registered as Nonaffiliated</i>	328,660
<i>Returned Cards to Select a Party</i>	45,513

### Total Cards Returned 77,335

Opt Out	31,822
Party Selection	45,513
Democratic Party	20,414
Independent Party	3,376
Republican Party	14,881
Nonaffiliated	5,298
Constitution Party	126
Libertarian Party	741
Pacific Green Party	330
Progressive Party	66
Working Families Party	133
Other	148

\* Under Oregon Motor Voter (OMV), the Secretary of State sends a mailer to potential new voters identified from data retrieved from the Oregon DMV. The mailer allows the potential new voters 21 days to decide to opt out, select a political party, or become registered automatically as a nonaffiliated voter. "Matured OMV Mailers" are those where the 21 day period to return the card has expired giving the individual the full 21 days to make their decision. Cards returned after the 21 day period are also honored and the individual's wishes are followed when the Secretary of State receives the card.





## Oregon Motor Voter Cumulative Program Statistics Through July 31, 2017

Elections Division  
Oregon Secretary of State  
[www.OregonMotorVoter.gov](http://www.OregonMotorVoter.gov)

County	Automatically Registered as		Total New OMV Voters	Status	
	Nonaffiliated Voter	Party Selection		Opt Out	Undeliverable
Baker	1,278	152	1,430	186	39
Benton	4,904	922	5,826	389	176
Clackamas	30,951	4,181	35,132	2,928	852
Clatsop	3,657	509	4,166	343	184
Columbia	4,972	505	5,477	523	137
Coos	7,142	908	8,050	863	249
Crook	2,108	243	2,351	295	83
Curry	2,881	520	3,401	398	115
Deschutes	16,215	2,988	19,203	1,648	590
Douglas	11,224	1,344	12,568	1,490	463
Gilliam	126	27	153	10	3
Grant	530	72	602	79	21
Harney	504	83	587	74	18
Hood River	1,803	236	2,039	152	58
Jackson	19,892	2,755	22,647	2,196	671
Jefferson	2,123	189	2,312	226	63
Josephine	9,197	1,143	10,340	1,064	303
Klamath	6,949	896	7,845	795	228
Lake	745	110	855	95	47
Lane	29,896	4,157	34,053	3,047	1,126
Lincoln	5,035	814	5,849	612	247
Linn	11,216	1,373	12,589	1,357	338
Malheur	2,918	223	3,141	235	108
Marion	28,657	3,016	31,673	2,495	815
Morrow	1,000	96	1,096	77	27
Multnomah	52,872	8,683	61,555	3,976	1,900
Polk	6,395	855	7,250	633	211
Sherman	142	13	155	22	8
Tillamook	2,630	361	2,991	267	87
Umatilla	7,285	666	7,951	618	230
Union	1,943	247	2,190	208	69
Wallowa	515	103	618	52	23
Wasco	2,455	246	2,701	262	90
Washington	40,315	5,852	46,167	3,444	1,318
Wheeler	97	10	107	10	0
Yamhill	8,088	1,015	9,103	753	249
<b>Total</b>	<b>328,660</b>	<b>45,513</b>	<b>374,173</b>	<b>31,822</b>	<b>11,146</b>



## Oregon Motor Voter Cumulative Program Statistics Through July 31, 2017

Elections Division  
Oregon Secretary of State  
[www.OregonMotorVoter.gov](http://www.OregonMotorVoter.gov)

County	Democrat	Independent	Republican	Nonaffiliated	Constitution	Libertarian	Pacific Green	Progressive	Working Families	Other	Total
Baker	32	10	94	1,290	1	0	1	0	1	1	1,430
Benton	503	52	226	5,004	1	22	12	0	2	4	5,826
Clackamas	1,773	326	1,490	31,414	13	65	21	2	11	17	35,132
Clatsop	215	45	154	3,736	2	7	4	0	1	2	4,166
Columbia	171	49	208	5,030	0	12	1	1	1	4	5,477
Coos	244	98	391	7,277	8	18	8	1	4	1	8,050
Crook	46	15	141	2,140	2	5	2	0	0	0	2,351
Curry	166	37	241	2,942	1	7	5	0	1	1	3,401
Deschutes	1,192	245	1,127	16,546	4	59	8	8	7	7	19,203
Douglas	338	123	662	11,415	2	11	4	3	4	6	12,568
Gilliam	5	2	15	129	0	1	0	0	1	0	153
Grant	13	6	39	539	0	3	1	0	1	0	602
Harney	15	8	50	510	1	3	0	0	0	0	587
Hood River	115	18	58	1,834	0	7	4	1	1	1	2,039
Jackson	1,044	213	1,083	20,193	9	48	28	6	10	13	22,647
Jefferson	43	27	88	2,144	1	5	3	0	0	1	2,312
Josephine	342	100	552	9,317	4	11	8	0	3	3	10,340
Klamath	193	90	461	7,063	2	20	5	0	9	2	7,845
Lake	12	12	70	756	1	3	0	0	1	0	855
Lane	1,957	289	1,292	30,364	12	68	45	4	11	11	34,053
Lincoln	367	61	252	5,147	1	9	6	1	4	1	5,849
Linn	402	145	587	11,414	6	20	9	2	1	3	12,589
Malheur	43	16	122	2,951	3	4	0	2	0	0	3,141
Marion	1,133	250	1,149	29,034	15	43	15	6	11	17	31,673
Morrow	24	13	39	1,014	1	3	0	0	1	1	1,096
Multnomah	5,933	431	1,171	53,753	10	112	79	17	24	25	61,555
Polk	315	74	348	6,484	1	16	3	2	2	5	7,250
Sherman	2	1	9	143	0	0	0	0	0	0	155
Tillamook	131	33	145	2,673	0	3	5	0	0	1	2,991
Umatilla	166	58	311	7,384	6	14	2	1	4	5	7,951
Union	64	17	138	1,967	1	2	0	0	1	0	2,190
Wallowa	26	10	51	530	0	0	1	0	0	0	618
Wasco	78	27	98	2,488	2	3	4	1	0	0	2,701
Washington	2,940	413	1,613	41,007	9	115	38	7	10	15	46,167
Wheeler	1	0	8	98	0	0	0	0	0	0	107
Yamhill	370	62	398	8,228	7	22	8	1	6	1	9,103
<b>Total</b>	<b>20,414</b>	<b>3,376</b>	<b>14,881</b>	<b>333,958</b>	<b>126</b>	<b>741</b>	<b>330</b>	<b>66</b>	<b>133</b>	<b>148</b>	<b>374,173</b>

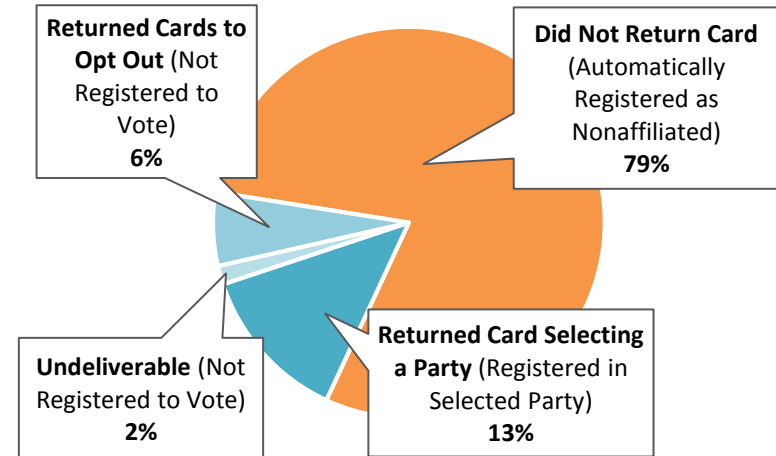


## Oregon Motor Voter Phase 1 Program Statistics Through August 31, 2017

Elections Division  
Oregon Secretary of State  
[www.OregonMotorVoter.gov](http://www.OregonMotorVoter.gov)

### Total OMV Mailers Sent

DMV Qualified Transactions Retrieved by SoS	1,051,507
Total DMV records matching a voter	698,471
<i>Percentage matching a voter</i>	66.43%
Total Number of OMV Mailers Sent	293,519
Daily Average of Mailers Sent	701



### Total Matured\* OMV Mailers

Total Business Days of Matured Mailers	404
Total Matured Mailers Sent	284,334
<i>Undeliverable</i>	4,378
<i>Returned Cards to Opt Out</i>	17,233
Total New Voters Forwarded to County	262,723
<i>New Voters Registered as Nonaffiliated</i>	225,821
<i>Returned Cards to Select a Party</i>	36,902

### Total Cards Returned

<b>Total Cards Returned</b>	<b>54,135</b>
Opt Out	17,233
Party Selection	36,902
Democratic Party	17,745
Independent Party	2,597
Republican Party	11,066
Nonaffiliated	4,165
Constitution Party	94
Libertarian Party	631
Pacific Green Party	310
Progressive Party	68
Working Families Party	107
Other	119

\* Under Oregon Motor Voter (OMV), the Secretary of State sends a mailer to potential new voters identified from data retrieved from the Oregon DMV. The mailer allows the potential new voters 21 days to decide to opt out, select a political party, or become registered automatically as a nonaffiliated voter. "Matured OMV Mailers" are those where the 21 day period to return the card has expired giving the individual the full 21 days to make their decision. Cards returned after the 21 day period are also honored and the individual's wishes are followed when the Secretary of State receives the card.



# Oregon Motor Voter Phase 1 Program Statistics Through August 31, 2017

Elections Division  
Oregon Secretary of State  
[www.OregonMotorVoter.gov](http://www.OregonMotorVoter.gov)

County	Automatically Registered as		Total New OMV Voters	Opt Out	Undeliverable
	Nonaffiliated Voter	Party Selection			
Baker	784	122	906	97	15
Benton	3,473	794	4,267	235	66
Clackamas	19,221	3,110	22,331	1,540	301
Clatsop	2,634	431	3,065	192	74
Columbia	3,104	324	3,428	274	54
Coos	4,824	702	5,526	496	85
Crook	1,361	180	1,541	162	30
Curry	2,012	455	2,467	231	46
Deschutes	11,391	2,590	13,981	867	213
Douglas	7,563	1,067	8,630	790	160
Gilliam	88	18	106	4	1
Grant	334	47	381	43	8
Harney	317	46	363	42	8
Hood River	1,166	213	1,379	88	14
Jackson	14,020	2,235	16,255	1,178	311
Jefferson	1,439	128	1,567	134	23
Josephine	6,786	933	7,719	574	142
Klamath	4,787	694	5,481	470	89
Lake	457	77	534	45	13
Lane	21,096	3,445	24,541	1,604	485
Lincoln	3,666	722	4,388	363	92
Linn	7,406	995	8,401	731	126
Malheur	1,925	158	2,083	130	38
Marion	19,281	2,254	21,535	1,388	349
Morrow	636	63	699	38	7
Multnomah	39,705	7,839	47,544	2,179	811
Polk	4,300	667	4,967	350	77
Sherman	90	7	97	16	3
Tillamook	1,684	268	1,952	154	30
Umatilla	4,633	465	5,098	322	90
Union	1,267	188	1,455	112	20
Wallowa	345	79	424	28	10
Wasco	1,622	191	1,813	154	33
Washington	27,163	4,632	31,795	1,799	454
Wheeler	67	7	74	7	0
Yamhill	5,174	756	5,930	396	100
<b>Total</b>	<b>225,821</b>	<b>36,902</b>	<b>262,723</b>	<b>17,233</b>	<b>4,378</b>



## Oregon Motor Voter Phase 1 Program Statistics Through August 31, 2017

Elections Division  
Oregon Secretary of State  
[www.OregonMotorVoter.gov](http://www.OregonMotorVoter.gov)

County	Democrat	Independent	Republican	Nonaffiliated	Constitution	Libertarian	Pacific Green	Progressive	Working Families	Other	Total
Baker	23	8	75	796	1	0	1	0	1	1	906
Benton	463	45	168	3,553	2	21	10	0	2	3	4,267
Clackamas	1,397	240	1,033	19,546	10	59	20	3	8	15	22,331
Clatsop	190	36	123	2,697	3	9	4	0	1	2	3,065
Columbia	111	28	134	3,145	0	5	1	1	1	2	3,428
Coos	204	70	291	4,930	4	15	7	1	3	1	5,526
Crook	43	17	94	1,383	0	4	0	0	0	0	1,541
Curry	147	38	209	2,060	0	8	3	0	1	1	2,467
Deschutes	1,106	193	937	11,667	3	50	7	8	7	3	13,981
Douglas	284	104	511	7,704	1	9	4	3	4	6	8,630
Gilliam	5	0	9	90	0	1	0	0	1	0	106
Grant	10	4	23	341	0	2	0	0	1	0	381
Harney	10	3	28	320	0	2	0	0	0	0	363
Hood River	106	11	56	1,191	0	7	4	1	1	2	1,379
Jackson	924	170	799	14,267	6	41	26	6	9	7	16,255
Jefferson	32	17	62	1,452	0	3	1	0	0	0	1,567
Josephine	294	85	437	6,879	2	9	6	0	3	4	7,719
Klamath	157	66	351	4,876	2	17	6	1	3	2	5,481
Lake	13	10	43	463	1	2	0	0	1	1	534
Lane	1,703	231	977	21,488	11	60	48	6	7	10	24,541
Lincoln	343	50	215	3,762	1	7	6	0	3	1	4,388
Linn	323	102	403	7,542	3	14	8	2	1	3	8,401
Malheur	28	14	87	1,946	3	3	0	2	0	0	2,083
Marion	916	185	779	19,567	12	32	16	5	9	14	21,535
Morrow	17	9	24	645	1	2	0	0	1	0	699
Multnomah	5,542	360	956	40,442	7	99	79	17	20	22	47,544
Polk	264	57	244	4,377	1	12	3	3	2	4	4,967
Sherman	2	1	3	91	0	0	0	0	0	0	97
Tillamook	103	27	92	1,724	0	2	4	0	0	0	1,952
Umatilla	113	41	215	4,702	4	15	1	0	3	4	5,098
Union	55	11	96	1,290	1	2	0	0	0	0	1,455
Wallowa	25	8	31	358	0	1	1	0	0	0	424
Wasco	66	20	71	1,650	1	2	2	1	0	0	1,813
Washington	2,428	291	1,202	27,705	8	98	36	7	9	11	31,795
Wheeler	0	0	6	68	0	0	0	0	0	0	74
Yamhill	298	45	282	5,269	6	18	6	1	5	0	5,930
<b>Total</b>	<b>17,745</b>	<b>2,597</b>	<b>11,066</b>	<b>229,986</b>	<b>94</b>	<b>631</b>	<b>310</b>	<b>68</b>	<b>107</b>	<b>119</b>	<b>262,723</b>

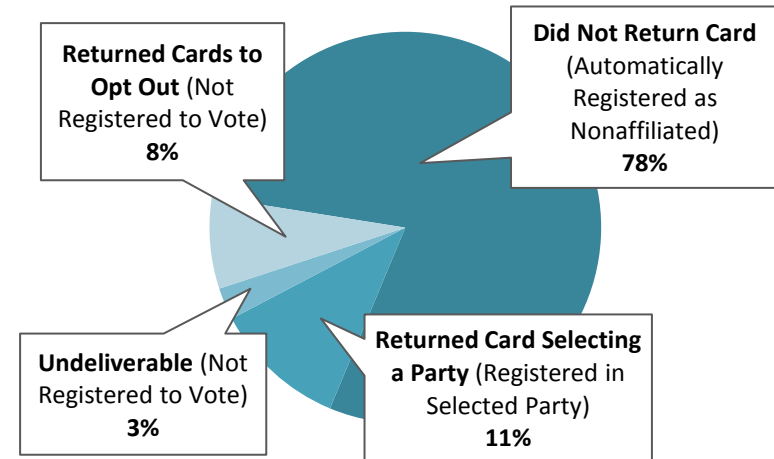


## Oregon Motor Voter Cumulative Program Statistics Through August 31, 2017

Elections Division  
Oregon Secretary of State  
[www.OregonMotorVoter.gov](http://www.OregonMotorVoter.gov)

### Total OMV Mailers Sent

DMV Qualified Transactions Retrieved by SoS	1,896,513
Total DMV records matching a voter	1,396,300
<i>Percentage matching a voter</i>	73.62%
Total Number of OMV Mailers Sent	438,974



### Total Matured\* OMV Mailers

Total Business Days of Matured Mailers	404
Total Matured Mailers Sent	434,268
<i>Undeliverable</i>	11,498
<i>Returned Cards to Opt Out</i>	32,756
Total New Voters Forwarded to County	390,014
<i>New Voters Registered as Nonaffiliated</i>	342,148
<i>Returned Cards to Select a Party</i>	47,866

### Total Cards Returned 80,622

Opt Out	32,756
Party Selection	47,866
Democratic Party	21,568
Independent Party	3,559
Republican Party	15,552
Nonaffiliated	5,543
Constitution Party	132
Libertarian Party	792
Pacific Green Party	353
Progressive Party	75
Working Families Party	137
Other	155

\* Under Oregon Motor Voter (OMV), the Secretary of State sends a mailer to potential new voters identified from data retrieved from the Oregon DMV. The mailer allows the potential new voters 21 days to decide to opt out, select a political party, or become registered automatically as a nonaffiliated voter. "Matured OMV Mailers" are those where the 21 day period to return the card has expired giving the individual the full 21 days to make their decision. Cards returned after the 21 day period are also honored and the individual's wishes are followed when the Secretary of State receives the card.



## Oregon Motor Voter Cumulative Program Statistics Through August 31, 2017

Elections Division  
Oregon Secretary of State  
[www.OregonMotorVoter.gov](http://www.OregonMotorVoter.gov)

County	Automatically Registered as		Total New OMV Voters	Status	
	Nonaffiliated Voter	Party Selection		Opt Out	Undeliverable
Baker	1,314	157	1,471	189	41
Benton	5,131	984	6,115	398	184
Clackamas	32,075	4,396	36,471	3,006	871
Clatsop	3,819	528	4,347	355	189
Columbia	5,146	519	5,665	534	143
Coos	7,422	943	8,365	891	255
Crook	2,182	257	2,439	305	84
Curry	2,994	542	3,536	412	120
Deschutes	16,943	3,154	20,097	1,691	606
Douglas	11,626	1,409	13,035	1,530	471
Gilliam	134	27	161	10	3
Grant	551	74	625	80	22
Harney	523	84	607	75	20
Hood River	1,866	260	2,126	156	58
Jackson	20,685	2,890	23,575	2,253	690
Jefferson	2,187	200	2,387	230	63
Josephine	9,589	1,189	10,778	1,096	321
Klamath	7,246	935	8,181	830	234
Lake	773	115	888	98	47
Lane	31,162	4,382	35,544	3,131	1,175
Lincoln	5,239	852	6,091	632	258
Linn	11,635	1,431	13,066	1,403	344
Malheur	3,031	236	3,267	243	111
Marion	29,685	3,169	32,854	2,560	846
Morrow	1,031	99	1,130	81	27
Multnomah	55,431	9,175	64,606	4,094	1,972
Polk	6,654	892	7,546	652	214
Sherman	147	13	160	22	9
Tillamook	2,725	375	3,100	271	92
Umatilla	7,528	702	8,230	633	237
Union	2,029	258	2,287	212	70
Wallowa	543	106	649	55	25
Wasco	2,552	262	2,814	269	93
Washington	42,071	6,176	48,247	3,572	1,349
Wheeler	99	11	110	12	0
Yamhill	8,380	1,064	9,444	775	254
<b>Total</b>	<b>342,148</b>	<b>47,866</b>	<b>390,014</b>	<b>32,756</b>	<b>11,498</b>



# Oregon Motor Voter Cumulative Program Statistics Through August 31, 2017

Elections Division  
Oregon Secretary of State  
[www.OregonMotorVoter.gov](http://www.OregonMotorVoter.gov)

County	Democrat	Independent	Republican	Nonaffiliated	Constitution	Libertarian	Pacific Green	Progressive	Working Families	Other	Total
Baker	33	10	97	1,327	1	0	1	0	1	1	1,471
Benton	538	56	242	5,235	2	24	12	0	2	4	6,115
Clackamas	1,876	347	1,552	32,555	14	73	22	3	11	18	36,471
Clatsop	220	46	159	3,902	3	9	5	0	1	2	4,347
Columbia	176	51	212	5,207	0	12	1	1	1	4	5,665
Coos	252	102	407	7,564	8	18	8	1	4	1	8,365
Crook	51	19	145	2,215	2	5	2	0	0	0	2,439
Curry	169	42	251	3,058	1	8	5	0	1	1	3,536
Deschutes	1,270	257	1,187	17,286	4	62	9	8	7	7	20,097
Douglas	354	132	696	11,823	2	11	4	3	4	6	13,035
Gilliam	5	2	15	137	0	1	0	0	1	0	161
Grant	13	6	41	560	0	3	1	0	1	0	625
Harney	16	8	50	529	1	3	0	0	0	0	607
Hood River	125	19	67	1,899	0	7	5	1	1	2	2,126
Jackson	1,105	223	1,128	21,002	9	50	28	6	11	13	23,575
Jefferson	47	27	94	2,208	1	6	3	0	0	1	2,387
Josephine	360	103	568	9,716	4	12	8	0	3	4	10,778
Klamath	200	92	485	7,364	2	20	6	1	9	2	8,181
Lake	15	12	71	784	1	3	0	0	1	1	888
Lane	2,048	306	1,371	31,653	12	76	49	6	11	12	35,544
Lincoln	389	64	260	5,356	1	9	6	1	4	1	6,091
Linn	422	153	606	11,841	6	21	10	2	2	3	13,066
Malheur	45	18	129	3,065	4	4	0	2	0	0	3,267
Marion	1,208	262	1,186	30,084	16	45	17	6	11	19	32,854
Morrow	25	14	39	1,046	1	3	0	0	1	1	1,130
Multnomah	6,281	457	1,235	56,350	10	119	85	19	25	25	64,606
Polk	330	76	358	6,751	1	17	3	3	2	5	7,546
Sherman	2	1	9	148	0	0	0	0	0	0	160
Tillamook	135	35	147	2,774	0	3	5	0	0	1	3,100
Umatilla	174	60	333	7,629	6	16	2	1	4	5	8,230
Union	66	17	143	2,057	1	2	0	0	1	0	2,287
Wallowa	28	10	51	558	0	1	1	0	0	0	649
Wasco	85	30	103	2,586	2	3	4	1	0	0	2,814
Washington	3,112	437	1,690	42,797	9	124	43	9	11	15	48,247
Wheeler	1	0	9	100	0	0	0	0	0	0	110
Yamhill	392	65	416	8,525	8	22	8	1	6	1	9,444
<b>Total</b>	<b>21,568</b>	<b>3,559</b>	<b>15,552</b>	<b>347,691</b>	<b>132</b>	<b>792</b>	<b>353</b>	<b>75</b>	<b>137</b>	<b>155</b>	<b>390,014</b>