

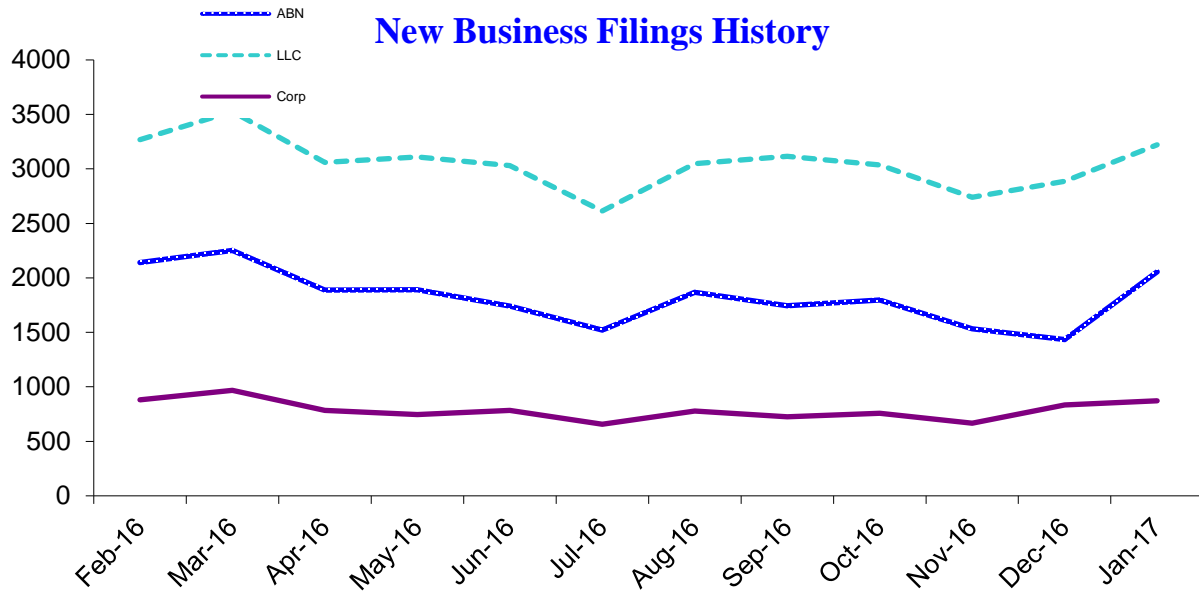


Business Report

Monthly update from Oregon's Secretary of State Dennis Richardson

New Business Applications

Business Type	Latest Month	Previous Month	12 Months Ago	Change Year Ago
Assumed Business Names	2,057	1,434	1,976	4.1%
Limited Liability Companies	3,221	2,888	3,106	3.7%
New Corporations (Domestic & Foreign: Business, Nonprofit, Professional)	871	835	877	-0.7%
Business Registry Total	6,149	5,157	5,959	3.2%



Active Business Filings

Business Type	Latest Month	Previous Month	12 Months Ago	Change Year Ago
Assumed Business Names	128,384	127,973	128,734	-0.3%
Limited Liability Companies	175,921	174,277	158,895	10.7%
Oregon Corporations	116,110	115,898	114,997	1.0%
Other	3,053	3,044	3,076	-0.7%
Business Registry Total	423,468	421,192	405,702	4.4%

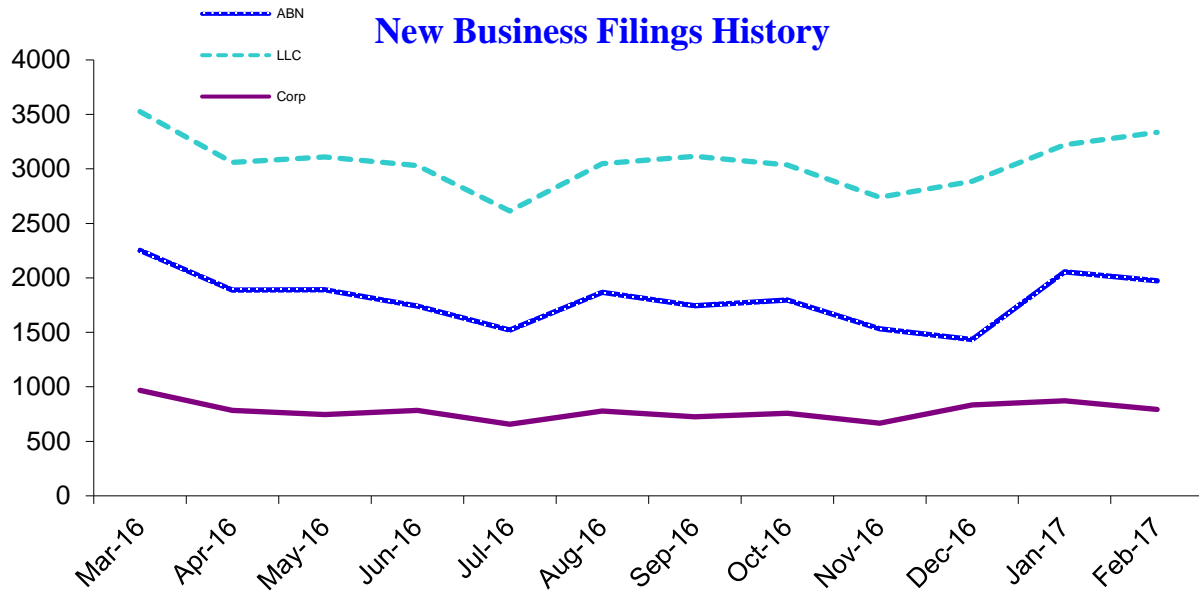


Business Report

Monthly update from Oregon's Secretary of State Dennis Richardson

New Business Applications

Business Type	Latest Month	Previous Month	12 Months Ago	Change Year Ago
Assumed Business Names	1,974	2,057	2,141	-7.8%
Limited Liability Companies	3,336	3,221	3,267	2.1%
New Corporations (Domestic & Foreign: Business, Nonprofit, Professional)	793	871	882	-10.1%
Business Registry Total	6,103	6,149	6,290	-3.0%



Active Business Filings

Business Type	Latest Month	Previous Month	12 Months Ago	Change Year Ago
Assumed Business Names	128,119	128,384	129,560	-1.1%
Limited Liability Companies	177,689	175,921	162,881	9.1%
Oregon Corporations	116,206	116,110	115,433	0.7%
Other	3,041	3,053	3,063	-0.7%
Business Registry Total	425,055	423,468	410,937	3.4%

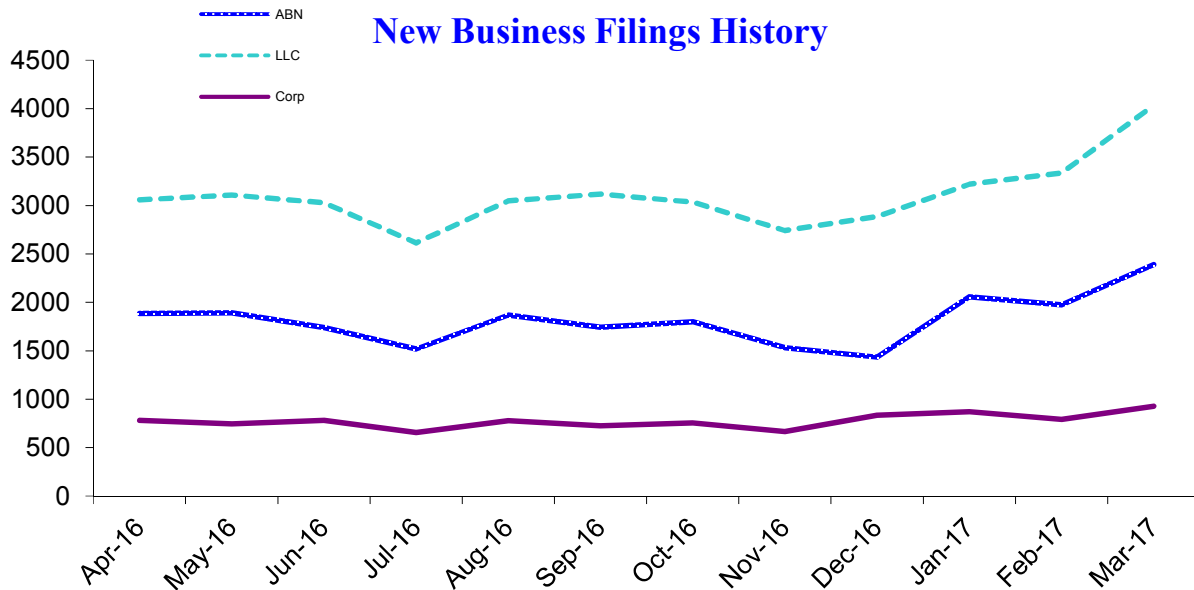


Business Report

Monthly update from Oregon's Secretary of State Dennis Richardson

New Business Applications

Business Type	Latest Month	Previous Month	12 Months Ago	Change Year Ago
Assumed Business Names	2,390	1,974	2,252	6.1%
Limited Liability Companies	4,035	3,336	3,526	14.4%
New Corporations (Domestic & Foreign: Business, Nonprofit, Professional)	928	793	968	-4.1%
Business Registry Total	7,353	6,103	6,746	9.0%



Active Business Filings

Business Type	Latest Month	Previous Month	12 Months Ago	Change Year Ago
Assumed Business Names	128,264	128,119	129,360	-0.8%
Limited Liability Companies	179,656	177,689	164,332	9.3%
Oregon Corporations	116,630	116,206	115,544	0.9%
Other	3,037	3,041	3,054	-0.6%
Business Registry Total	427,587	425,055	412,290	3.7%

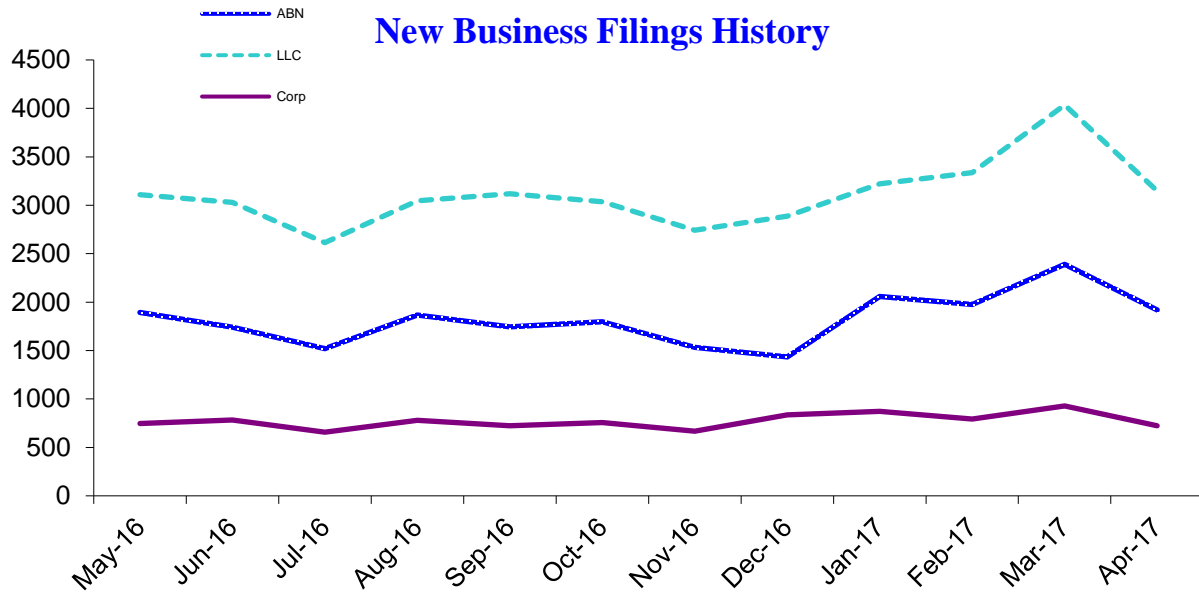


Business Report

Monthly update from Oregon's Secretary of State Dennis Richardson

New Business Applications

Business Type	Latest Month	Previous Month	12 Months Ago	Change Year Ago
Assumed Business Names	1,921	2,390	1,887	1.8%
Limited Liability Companies	3,148	4,035	3,059	2.9%
New Corporations (Domestic & Foreign: Business, Nonprofit, Professional)	724	928	783	-7.5%
Business Registry Total	5,793	7,353	5,729	1.1%



Active Business Filings

Business Type	Latest Month	Previous Month	12 Months Ago	Change Year Ago
Assumed Business Names	127,755	128,264	129,229	-1.1%
Limited Liability Companies	180,364	179,656	165,906	8.7%
Oregon Corporations	116,196	116,630	115,713	0.4%
Other	3,015	3,037	3,064	-1.6%
Business Registry Total	427,330	427,587	413,912	3.2%

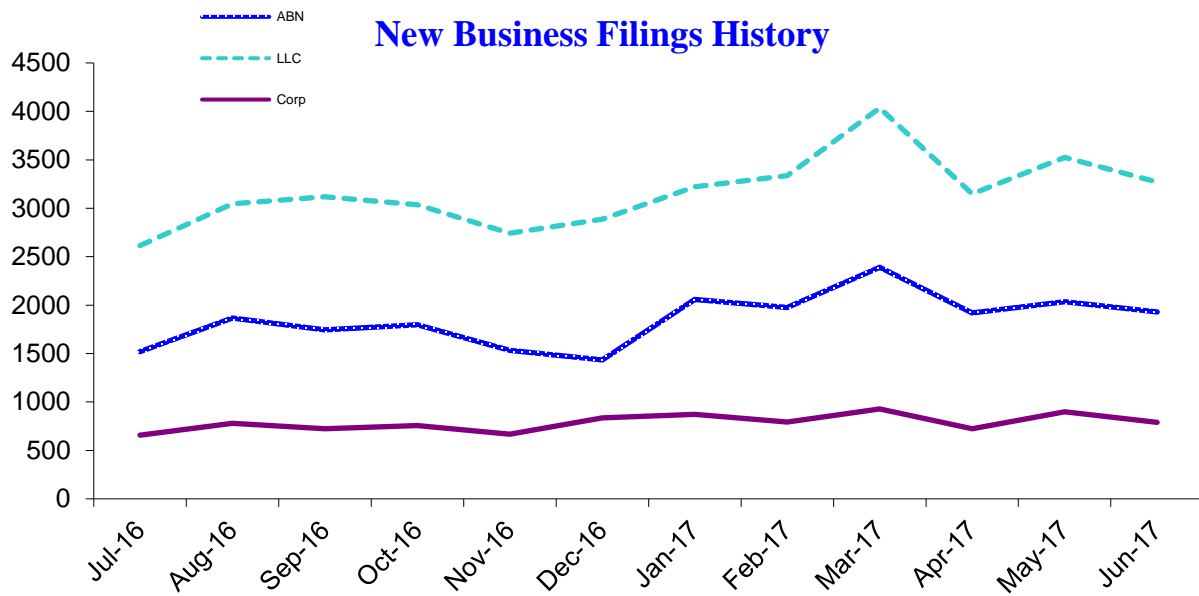


Business Report

Monthly update from Oregon's Secretary of State Dennis Richardson

New Business Applications

Business Type	Latest Month	Previous Month	12 Months Ago	Change Year Ago
Assumed Business Names	1,928	2,035	1,741	10.7%
Limited Liability Companies	3,271	3,524	3,029	8.0%
New Corporations (Domestic & Foreign: Business, Nonprofit, Professional)	788	897	783	0.6%
Business Registry Total	5,987	6,456	5,553	7.8%



Active Business Filings

Business Type	Latest Month	Previous Month	12 Months Ago	Change Year Ago
Assumed Business Names	127,885	127,755	129,257	-1.1%
Limited Liability Companies	181,640	180,364	167,088	8.7%
Oregon Corporations	116,376	116,196	115,730	0.6%
Other	3,020	3,015	3,080	-1.9%
Business Registry Total	428,921	427,330	415,155	3.3%

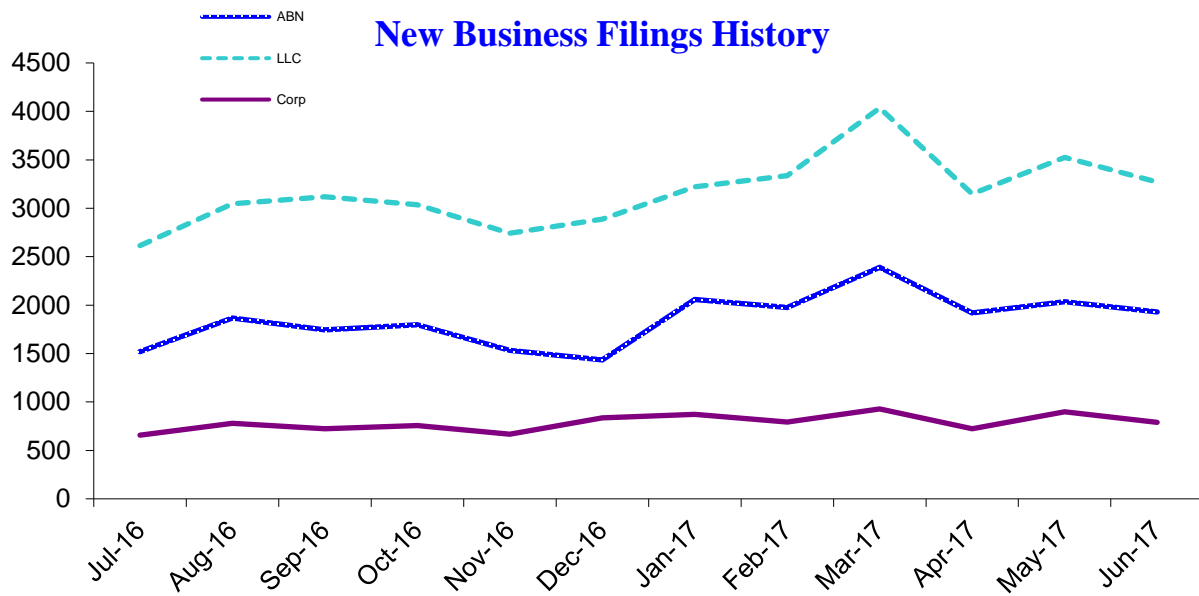


Business Report

Monthly update from Oregon's Secretary of State Dennis Richardson

New Business Applications

Business Type	Latest Month	Previous Month	12 Months Ago	Change Year Ago
Assumed Business Names	1,928	2,035	1,741	10.7%
Limited Liability Companies	3,271	3,524	3,029	8.0%
New Corporations (Domestic & Foreign: Business, Nonprofit, Professional)	788	897	783	0.6%
Business Registry Total	5,987	6,456	5,553	7.8%



Active Business Filings

Business Type	Latest Month	Previous Month	12 Months Ago	Change Year Ago
Assumed Business Names	127,544	127,885	128,720	-0.9%
Limited Liability Companies	182,646	181,640	167,851	8.8%
Oregon Corporations	116,265	116,376	115,610	0.6%
Other	3,016	3,020	3,077	-2.0%
Business Registry Total	429,471	428,921	415,258	3.4%

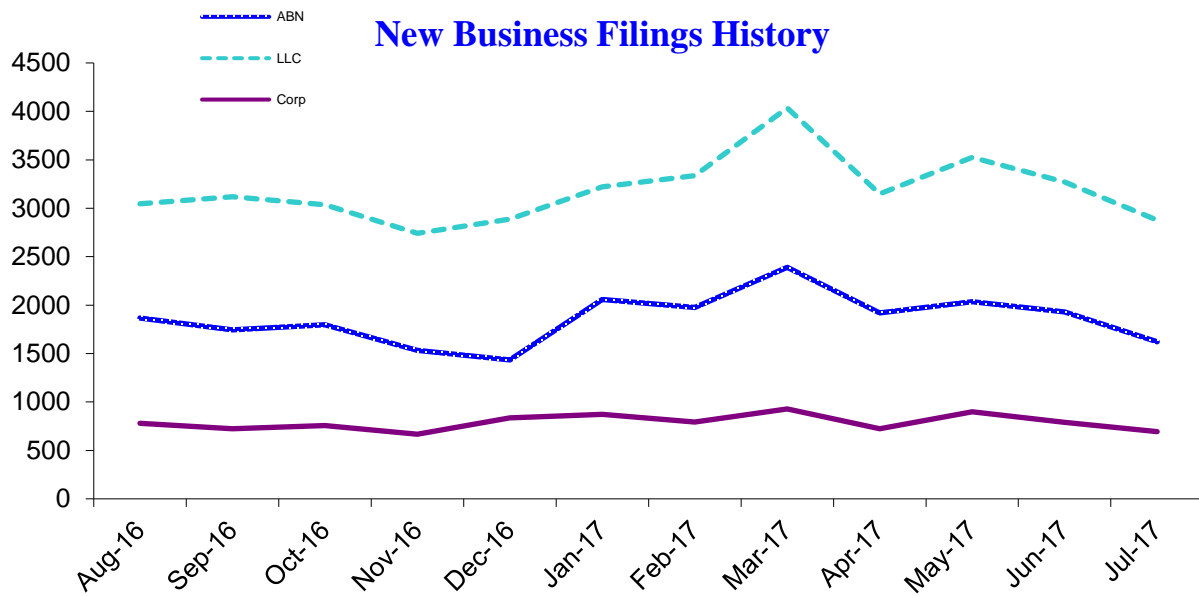


Business Report

Monthly update from Oregon's Secretary of State Dennis Richardson

New Business Applications

Business Type	Latest Month	Previous Month	12 Months Ago	Change Year Ago
Assumed Business Names	1,621	1,928	1,520	6.6%
Limited Liability Companies	2,878	3,271	2,614	10.1%
New Corporations (Domestic & Foreign: Business, Nonprofit, Professional)	694	788	657	5.6%
Business Registry Total	5,193	5,987	4,791	8.4%



Active Business Filings

Business Type	Latest Month	Previous Month	12 Months Ago	Change Year Ago
Assumed Business Names	127,326	127,544	128,463	-0.9%
Limited Liability Companies	183,218	182,646	168,787	8.5%
Oregon Corporations	116,275	116,265	115,663	0.5%
Other	3,020	3,016	3,077	-1.9%
Business Registry Total	429,839	429,471	415,990	3.3%

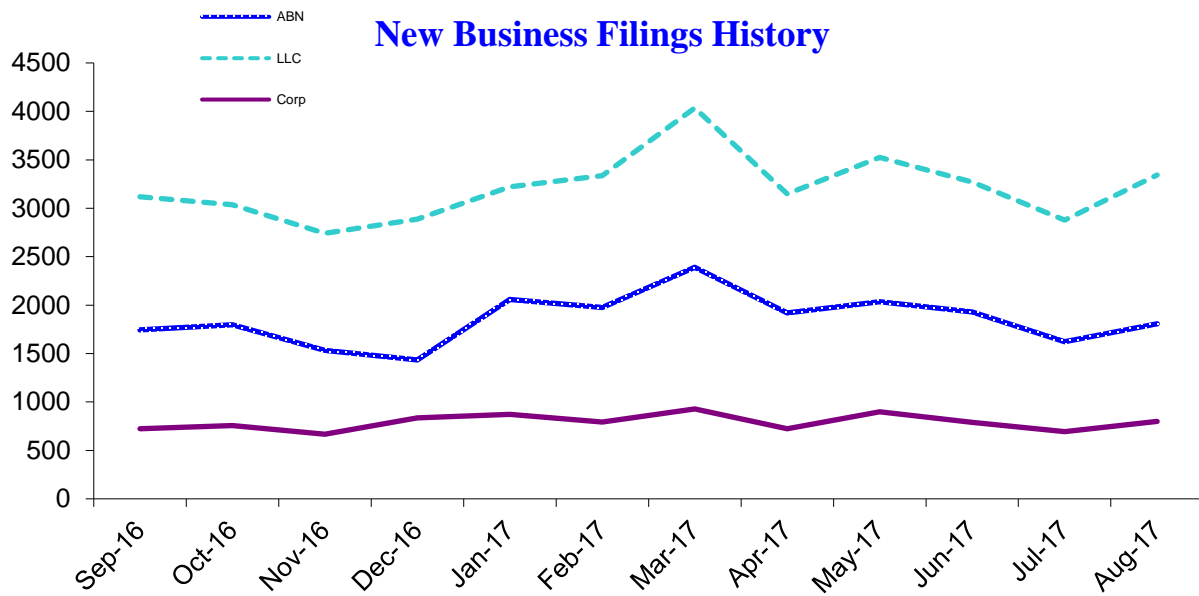


Business Report

Monthly update from Oregon's Secretary of State Dennis Richardson

New Business Applications

Business Type	Latest Month	Previous Month	12 Months Ago	Change Year Ago
Assumed Business Names	1,807	1,621	1,868	-3.3%
Limited Liability Companies	3,344	2,878	3,047	9.7%
New Corporations (Domestic & Foreign: Business, Nonprofit, Professional)	801	694	778	3.0%
Business Registry Total	5,952	5,193	5,693	4.5%



Active Business Filings

Business Type	Latest Month	Previous Month	12 Months Ago	Change Year Ago
Assumed Business Names	126,908	127,326	128,648	-1.4%
Limited Liability Companies	184,223	183,218	170,204	8.2%
Oregon Corporations	116,235	116,275	115,818	0.4%
Other	3,008	3,020	3,078	-2.3%
Business Registry Total	430,374	429,839	417,748	3.0%

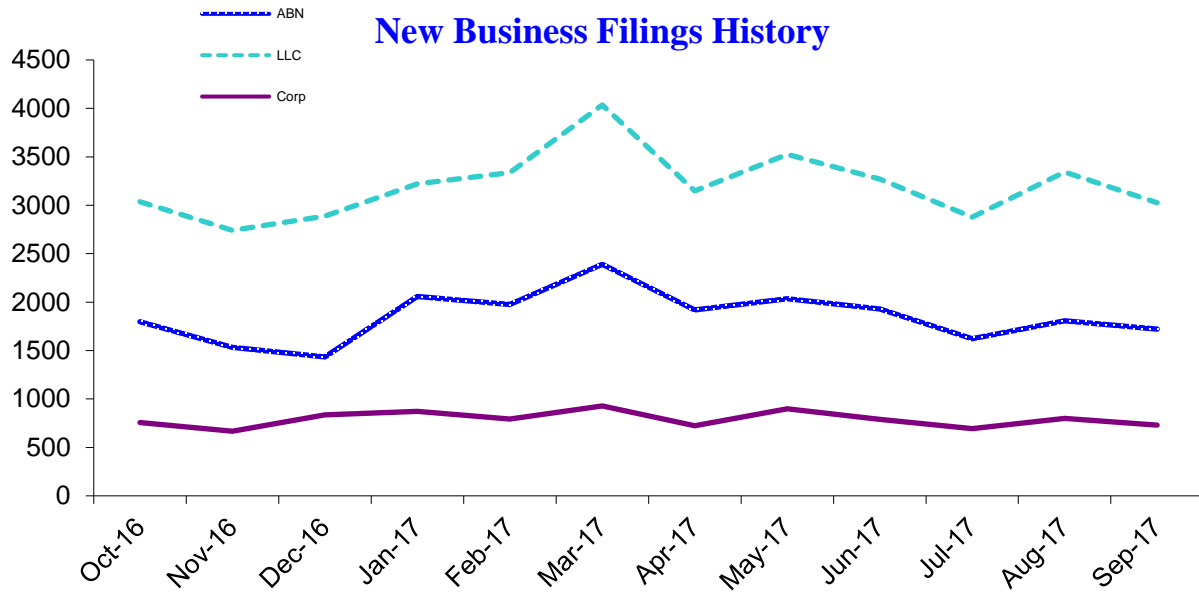


Business Report

Monthly update from Oregon's Secretary of State Dennis Richardson

New Business Applications

Business Type	Latest Month	Previous Month	12 Months Ago	Change Year Ago
Assumed Business Names	1,721	1,807	1,745	-1.4%
Limited Liability Companies	3,025	3,344	3,117	-3.0%
New Corporations (Domestic & Foreign: Business, Nonprofit, Professional)	729	801	725	0.6%
Business Registry Total	5,475	5,952	5,587	-2.0%



Active Business Filings

Business Type	Latest Month	Previous Month	12 Months Ago	Change Year Ago
Assumed Business Names	126,957	126,908	128,366	-1.1%
Limited Liability Companies	185,334	184,223	171,223	8.2%
Oregon Corporations	116,385	116,235	115,734	0.6%
Other	3,003	3,008	3,062	-1.9%
Business Registry Total	431,679	430,374	418,385	3.2%

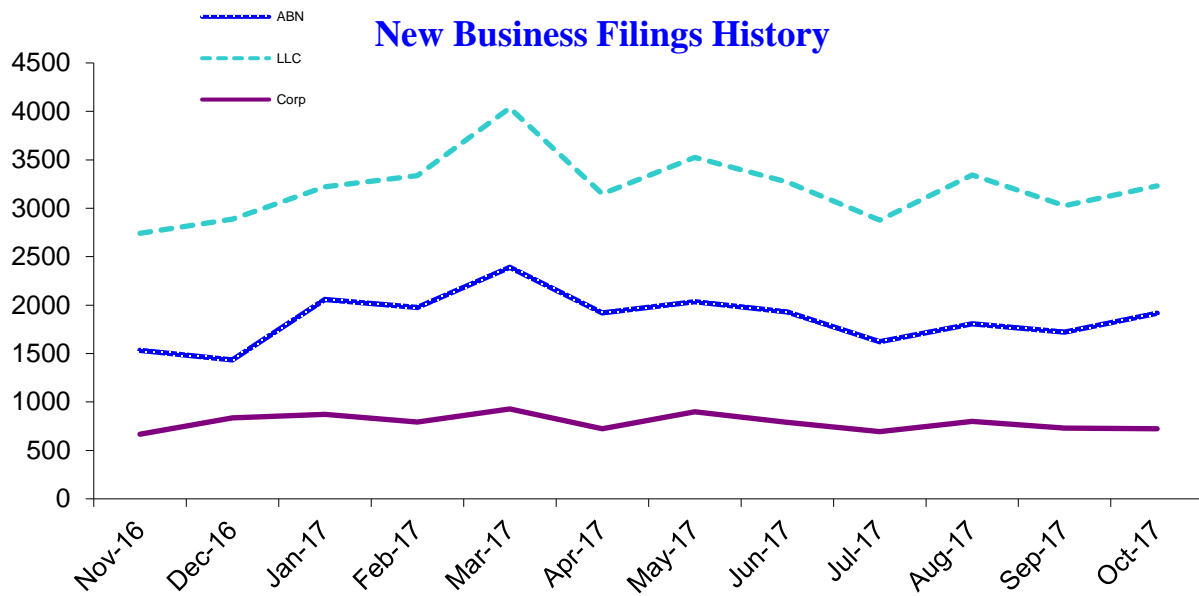


Business Report

Monthly update from Oregon's Secretary of State Dennis Richardson

New Business Applications

Business Type	Latest Month	Previous Month	12 Months Ago	Change Year Ago
Assumed Business Names	1,917	1,721	1,798	6.6%
Limited Liability Companies	3,231	3,025	3,035	6.5%
New Corporations (Domestic & Foreign: Business, Nonprofit, Professional)	725	729	757	-4.2%
Business Registry Total	5,873	5,475	5,590	5.1%



Active Business Filings

Business Type	Latest Month	Previous Month	12 Months Ago	Change Year Ago
Assumed Business Names	126,797	126,957	128,633	-1.4%
Limited Liability Companies	186,740	185,334	172,651	8.2%
Oregon Corporations	116,454	116,385	115,925	0.5%
Other	2,982	3,003	3,063	-2.6%
Business Registry Total	432,973	431,679	420,272	3.0%

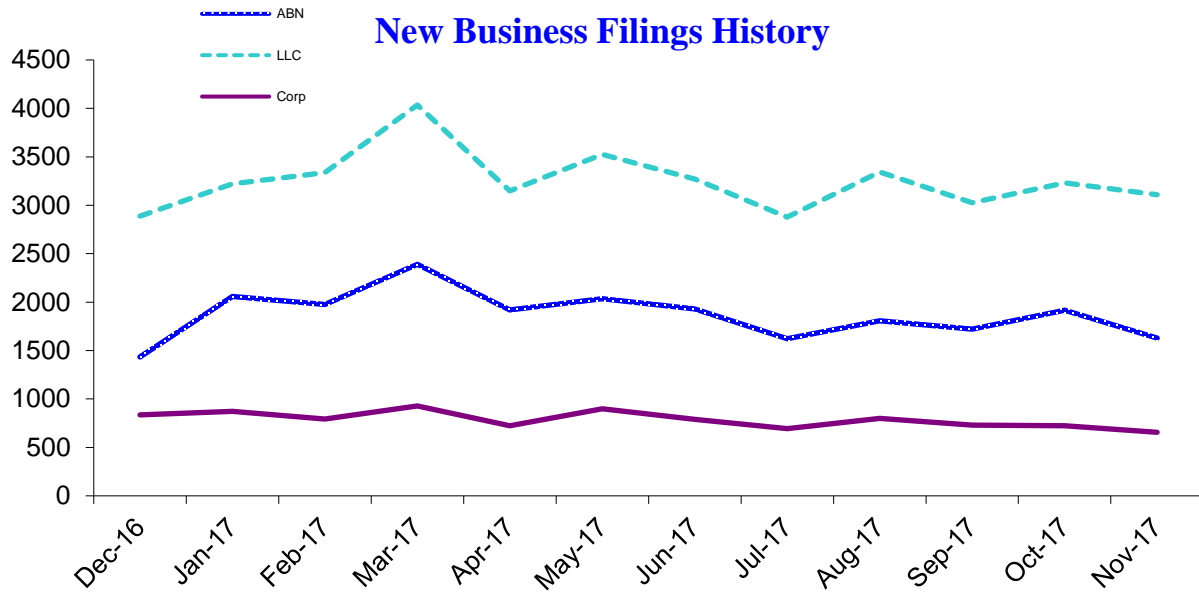


Business Report

Monthly update from Oregon's Secretary of State Dennis Richardson

New Business Applications

Business Type	Latest Month	Previous Month	12 Months Ago	Change Year Ago
Assumed Business Names	1,628	1,917	1,532	6.3%
Limited Liability Companies	3,110	3,231	2,741	13.5%
New Corporations (Domestic & Foreign: Business, Nonprofit, Professional)	656	725	667	-1.6%
Business Registry Total	5,394	5,873	4,940	9.2%



Active Business Filings

Business Type	Latest Month	Previous Month	12 Months Ago	Change Year Ago
Assumed Business Names	126,466	126,797	128,497	-1.6%
Limited Liability Companies	187,537	186,740	173,747	7.9%
Oregon Corporations	116,355	116,454	116,032	0.3%
Other	2,975	2,982	3,058	-2.7%
Business Registry Total	433,333	432,973	421,334	2.8%

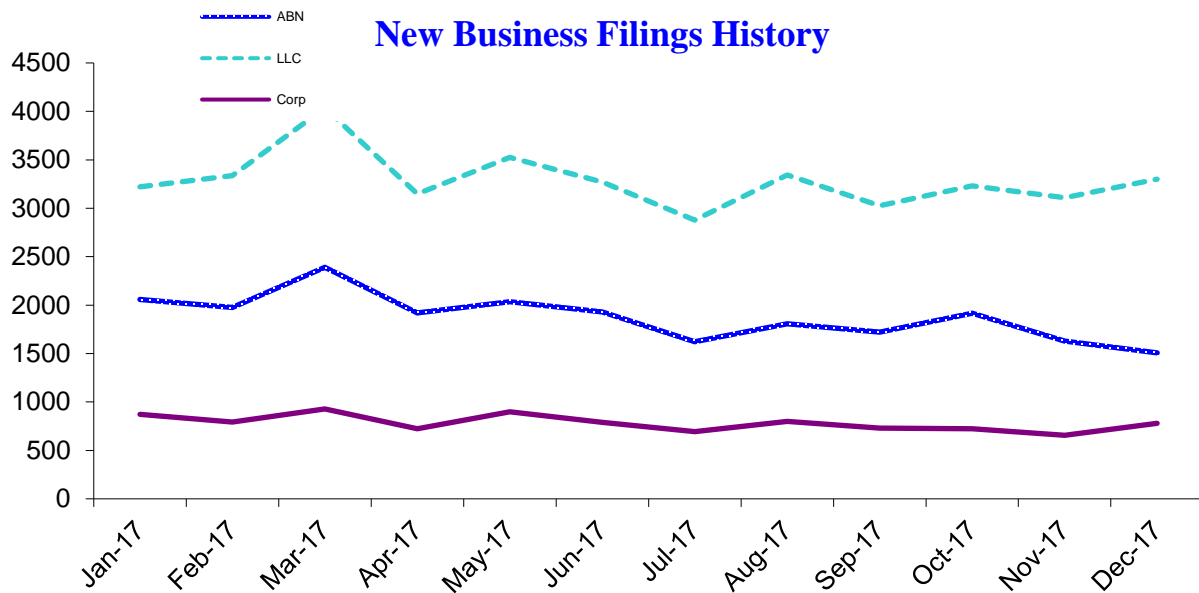


Business Report

Monthly update from Oregon's Secretary of State Dennis Richardson

New Business Applications

Business Type	Latest Month	Previous Month	12 Months Ago	Change Year Ago
Assumed Business Names	1,507	1,628	1,434	5.1%
Limited Liability Companies	3,301	3,110	2,888	14.3%
New Corporations (Domestic & Foreign: Business, Nonprofit, Professional)	778	656	835	-6.8%
Business Registry Total	5,586	5,394	5,157	8.3%



Active Business Filings

Business Type	Latest Month	Previous Month	12 Months Ago	Change Year Ago
Assumed Business Names	126,409	126,466	127,973	-1.2%
Limited Liability Companies	188,931	187,537	174,277	8.4%
Oregon Corporations	116,370	116,355	115,898	0.4%
Other	2,966	2,975	3,044	-2.6%
Business Registry Total	434,676	433,333	421,192	3.2%