

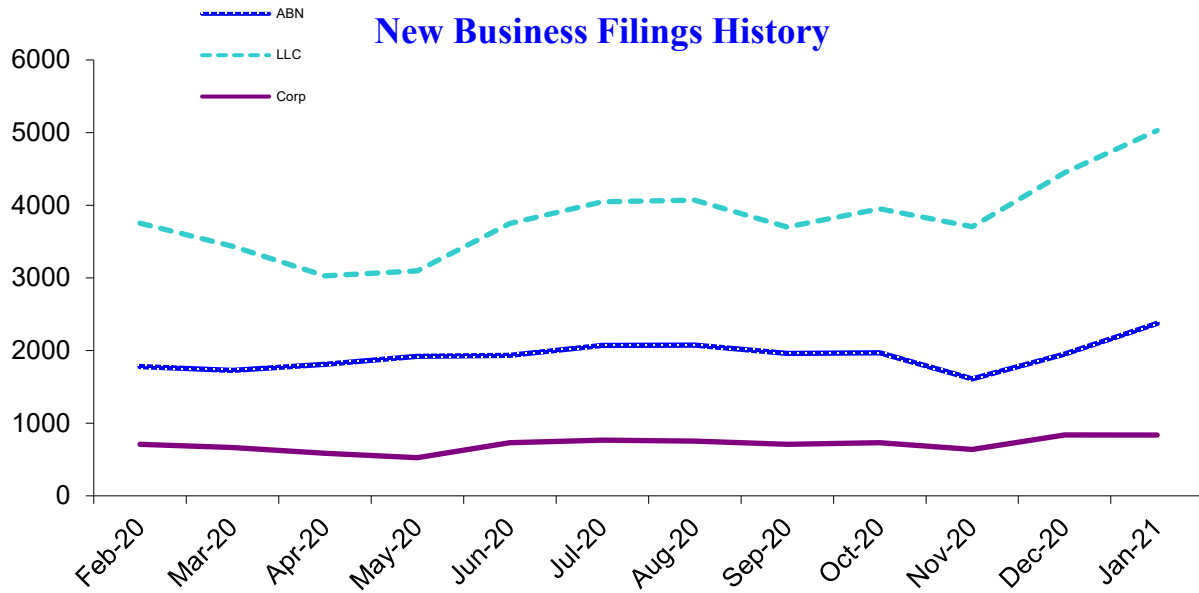


Business Report

Monthly update from Oregon's Secretary of State Shemia Fagan

New Business Applications

Business Type	Latest Month	Previous Month	12 Months Ago	Change Year Ago
Assumed Business Names	2,373	1,951	2,195	8.1%
Limited Liability Companies	5,028	4,448	4,201	19.7%
New Corporations (Domestic & Foreign: Business, Nonprofit, Professional)	835	838	829	0.7%
Business Registry Total	8,236	7,237	7,225	14.0%



Active Business Filings

Business Type	Latest Month	Previous Month	12 Months Ago	Change Year Ago
Assumed Business Names	129,335	128,349	128,031	1.0%
Limited Liability Companies	236,436	232,754	218,700	8.1%
Oregon Corporations	116,220	115,975	116,886	-0.6%
Other	2,808	2,804	2,877	-2.4%
Business Registry Total	484,799	479,882	466,494	3.9%



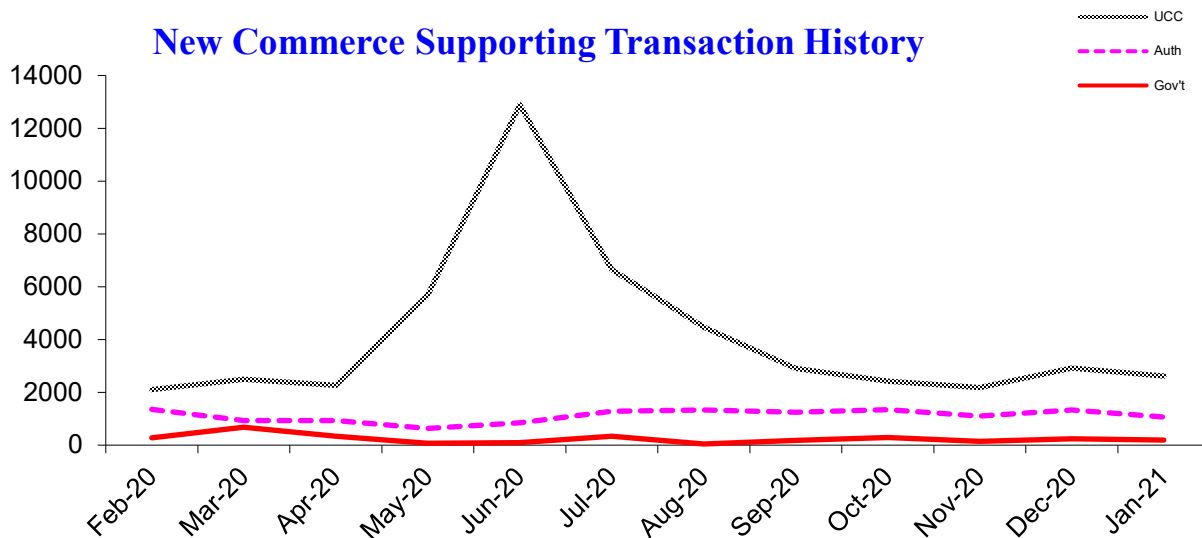
UCC & Notary Report

Monthly update from Oregon's Secretary of State Shemia Fagan

New Commerce Supporting Transactions

Filing Transaction Type	Latest Month	Previous Month	12 Months Ago	Change Year Ago
Uniform Commercial Code	2,612	2,915	2,571	1.6%
Agricultural Liens (EFS, ASL, Grain, Ag produce)	36	58	128	-71.9%
Government Liens (IRS, Revenue, Employment)	196	240	339	-42.2%
Secured Transactions	2,844	3,213	3,038	-6.4%
Notary Authentications for International Use	1,063	1,336	1,357	-21.7%

New Commerce Supporting Transaction History



Active Filings

Filing Transaction Type	Latest Month	Previous Month	12 Months Ago	Change Year Ago
Uniform Commercial Code	172,846	172,544	151,536	14.1%
Agricultural Liens (EFS, ASL, Grain, Ag produce)	3,944	4,026	4,168	-5.4%
Government Liens (IRS, Revenue, Employment)	15,842	17,062	19,072	-16.9%
Secured Transactions	192,632	193,632	174,776	10.2%
Commissioned Notaries Public	39,311	39,143	39,556	-0.6%
Active RON Notaries	131	124	--	--
Active IPEN Notaries	21	39	--	--

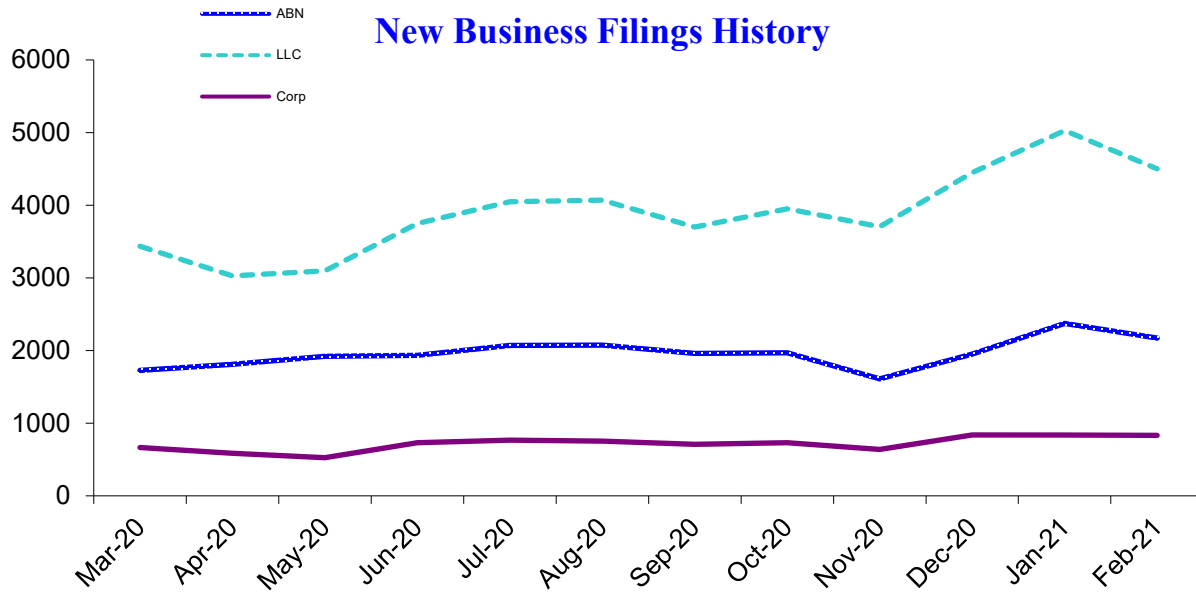


Business Report

Monthly update from Oregon's Secretary of State Shemia Fagan

New Business Applications

Business Type	Latest Month	Previous Month	12 Months Ago	Change Year Ago
Assumed Business Names	2,170	2,373	1,781	21.8%
Limited Liability Companies	4,502	5,028	3,751	20.0%
New Corporations (Domestic & Foreign: Business, Nonprofit, Professional)	831	835	710	17.0%
Business Registry Total	7,503	8,236	6,242	20.2%



Active Business Filings

Business Type	Latest Month	Previous Month	12 Months Ago	Change Year Ago
Assumed Business Names	129,820	129,335	128,179	1.3%
Limited Liability Companies	238,970	236,436	219,981	8.6%
Oregon Corporations	116,316	116,220	116,674	-0.3%
Other	2,796	2,808	2,869	-2.5%
Business Registry Total	487,902	484,799	467,703	4.3%



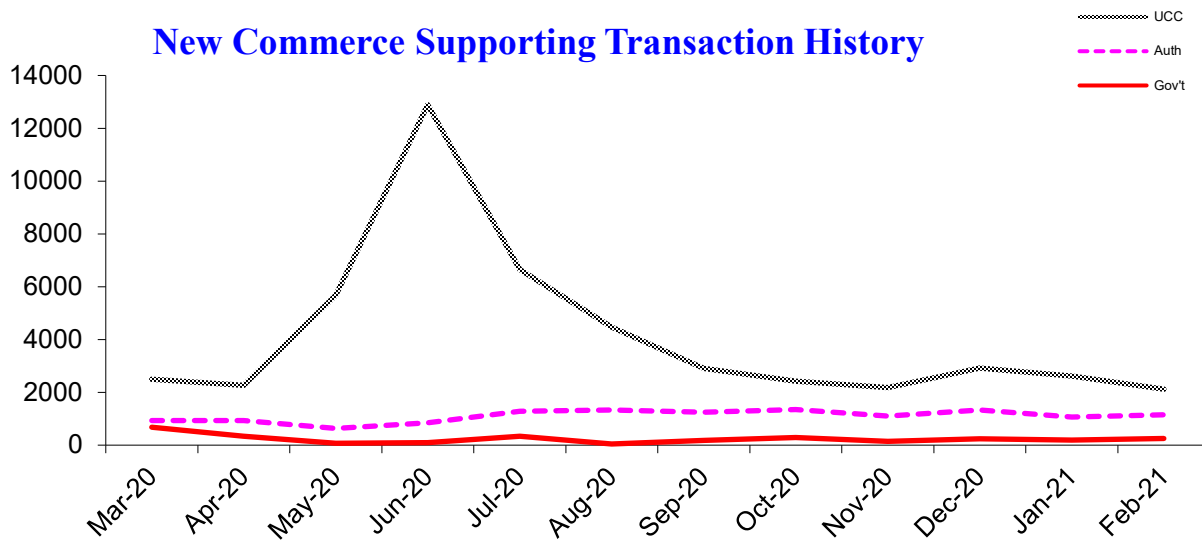
UCC & Notary Report

Monthly update from Oregon's Secretary of State Shemia Fagan

New Commerce Supporting Transactions

Filing Transaction Type	Latest Month	Previous Month	12 Months Ago	Change Year Ago
Uniform Commercial Code	2,119	2,612	2,103	0.8%
Agricultural Liens (EFS, ASL, Grain, Ag produce)	59	36	69	-14.5%
Government Liens (IRS, Revenue, Employment)	248	196	273	-9.2%
Secured Transactions	2,426	2,844	2,445	-0.8%
Notary Authentications for International Use	1,155	1,063	1,354	-14.7%

New Commerce Supporting Transaction History



Active Filings

Filing Transaction Type	Latest Month	Previous Month	12 Months Ago	Change Year Ago
Uniform Commercial Code	172,846	172,846	151,794	13.9%
Agricultural Liens (EFS, ASL, Grain, Ag produce)	3,944	3,944	3,160	24.8%
Government Liens (IRS, Revenue, Employment)	16,842	15,842	19,079	-11.7%
Secured Transactions	193,632	192,632	174,033	11.3%
Commissioned Notaries Public	39,162	39,311	39,539	-1.0%
Active RON Notaries	131	124	--	--
Active IPEN Notaries	21	39	--	--

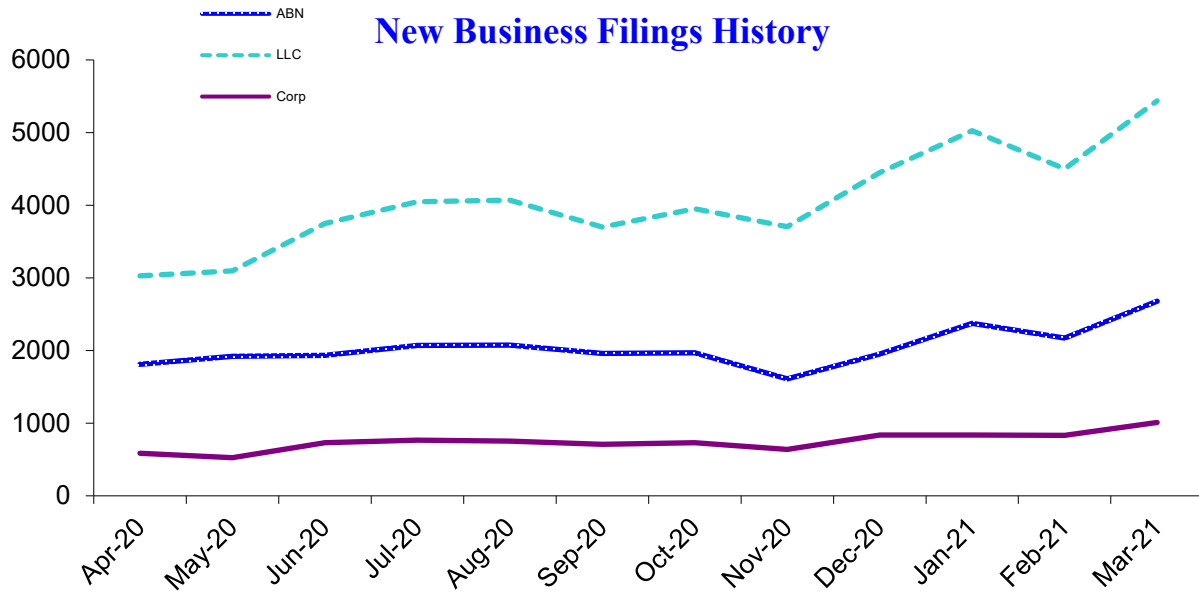


Business Report

Monthly update from Oregon's Secretary of State Shemia Fagan

New Business Applications

Business Type	Latest Month	Previous Month	12 Months Ago	Change Year Ago
Assumed Business Names	2,679	2,170	1,728	55.0%
Limited Liability Companies	5,437	4,502	3,437	58.2%
New Corporations (Domestic & Foreign: Business, Nonprofit, Professional)	1010	831	667	51.4%
Business Registry Total	9,126	7,503	5,832	56.5%



Active Business Filings

Business Type	Latest Month	Previous Month	12 Months Ago	Change Year Ago
Assumed Business Names	129,875	129,820	128,794	0.8%
Limited Liability Companies	240,968	238,970	221,582	8.7%
Oregon Corporations	116,257	116,316	116,671	-0.4%
Other	2,805	2,796	2,872	-2.3%
Business Registry Total	489,905	487,902	469,919	4.3%



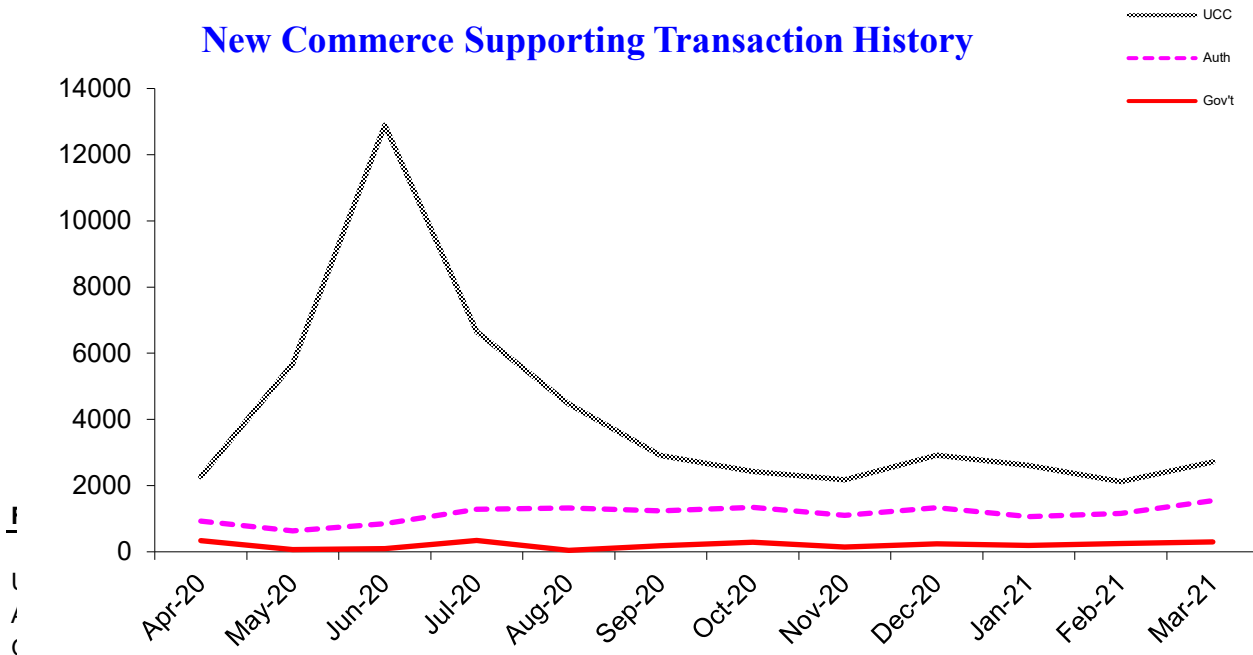
UCC & Notary Report

Monthly update from Oregon's Secretary of State Shemia Fagan

New Commerce Supporting Transactions

Filing Transaction Type	Latest Month	Previous Month	12 Months Ago	Change Year Ago
Uniform Commercial Code	2,713	2,119	2,494	8.8%
Agricultural Liens (EFS, ASL, Grain, Ag produce)	51	59	73	-30.1%
Government Liens (IRS, Revenue, Employment)	297	248	679	-56.3%
Secured Transactions	3,061	2,426	3,246	-5.7%
Notary Authentications for International Use	1,547	1,155	929	66.5%

New Commerce Supporting Transaction History



Commissioned Notaries Public	39,265	39,162	39,220	0.1%
Active RON Notaries	140	131	--	--
Active IPEN Notaries	39	21	--	--

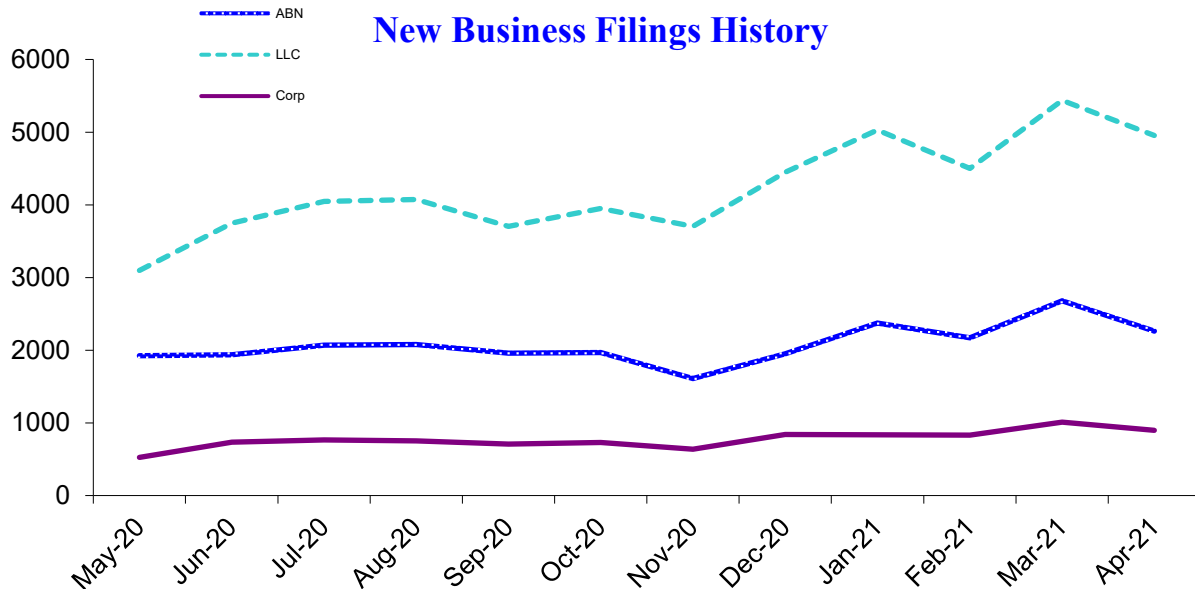


Business Report

Monthly update from Oregon's Secretary of State Shemia Fagan

New Business Applications

Business Type	Latest Month	Previous Month	12 Months Ago	Change Year Ago
Assumed Business Names	2,261	2,679	1,812	24.8%
Limited Liability Companies	4,956	5,437	3,028	63.7%
New Corporations (Domestic & Foreign: Business, Nonprofit, Professional)	899	1010	588	52.9%
Business Registry Total	8,116	9,126	5,428	49.5%



Active Business Filings

Business Type	Latest Month	Previous Month	12 Months Ago	Change Year Ago
Assumed Business Names	129,991	129,875	130,108	-0.1%
Limited Liability Companies	243,329	240,968	225,077	8.1%
Oregon Corporations	116,438	116,257	117,560	-1.0%
Other	2,821	2,805	2,887	-2.3%
Business Registry Total	492,579	489,905	475,632	3.6%

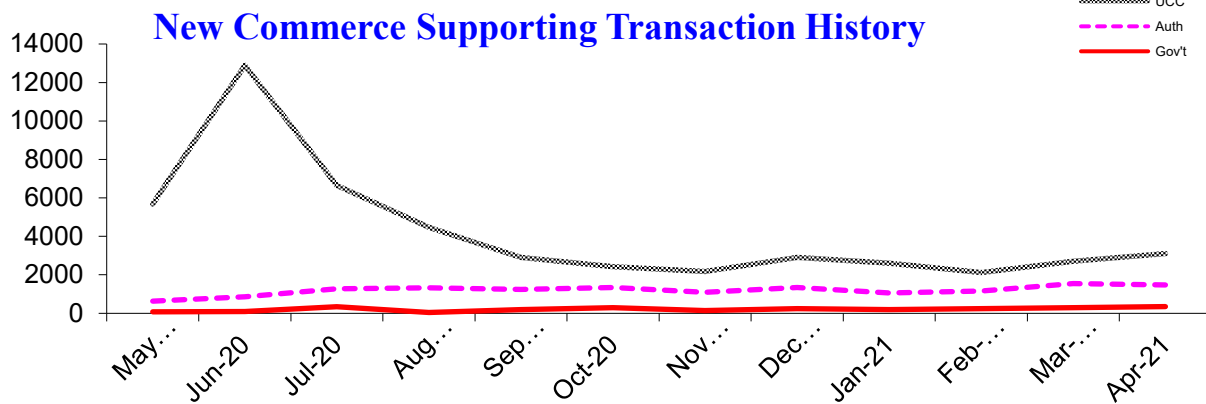


UCC & Notary Report

Monthly update from Oregon's Secretary of State Shemia Fagan

New Commerce Supporting Transactions

Filing Transaction Type	Latest Month	Previous Month	12 Months Ago	Change Year Ago
Uniform Commercial Code	3,109	2,713	2,270	37.0%
Agricultural Liens (EFS, ASL, Grain, Ag produce)	51	51	62	-17.7%
Government Liens (IRS, Revenue, Employment)	351	297	337	4.2%
Secured Transactions	3,511	3,061	2,669	31.5%
Notary Authentications for International Use	1,477	1,547	929	59.0%



Active Filings

Filing Transaction Type	Latest Month	Previous Month	12 Months Ago	Change Year Ago
Uniform Commercial Code	172,577	172,612	152,582	13.1%
Agricultural Liens (EFS, ASL, Grain, Ag produce)	3,888	3,902	4,139	-6.1%
Government Liens (IRS, Revenue, Employment)	16,297	16,474	18,926	-13.9%
Secured Transactions	192,762	192,988	175,647	9.7%
Commissioned Notaries Public	39,286	39,265	39,127	0.4%
Active RON Notaries	146	140	--	--
Active IPEN Notaries	21	39	--	--

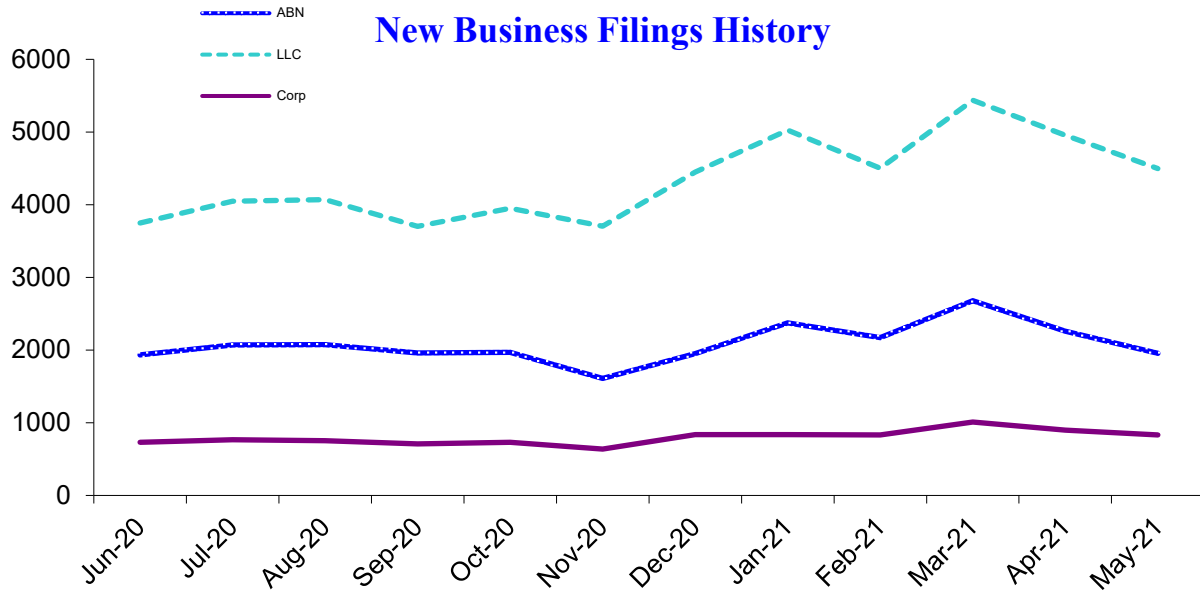


Business Report

Monthly update from Oregon's Secretary of State Shemia Fagan

New Business Applications

Business Type	Latest Month	Previous Month	12 Months Ago	Change Year Ago
Assumed Business Names	1,957	2,261	1,922	1.8%
Limited Liability Companies	4,499	4,956	3,097	45.3%
New Corporations (Domestic & Foreign: Business, Nonprofit, Professional)	832	899	525	58.5%
Business Registry Total	7,288	8,116	5,544	31.5%



Active Business Filings

Business Type	Latest Month	Previous Month	12 Months Ago	Change Year Ago
Assumed Business Names	129,949	129,991	127,669	1.8%
Limited Liability Companies	245,625	243,329	221,774	10.8%
Oregon Corporations	116,856	116,438	116,228	0.5%
Other	2,821	2,821	2,862	-1.4%
Business Registry Total	495,251	492,579	468,533	5.7%



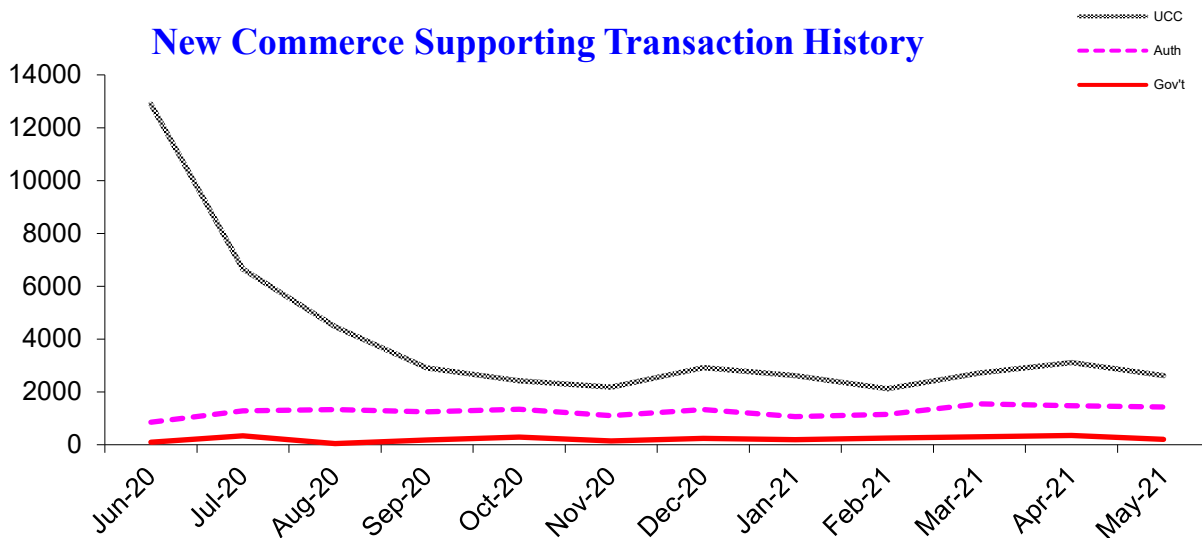
UCC & Notary Report

Monthly update from Oregon's Secretary of State Shemia Fagan

New Commerce Supporting Transactions

Filing Transaction Type	Latest Month	Previous Month	12 Months Ago	Change Year Ago
Uniform Commercial Code	2,612	3,109	5,685	-54.1%
Agricultural Liens (EFS, ASL, Grain, Ag produce)	30	51	51	-41.2%
Government Liens (IRS, Revenue, Employment)	206	351	70	194.3%
Secured Transactions	2,848	3,511	5,806	-50.9%
Notary Authentications for International Use	1,434	1,477	633	126.5%

New Commerce Supporting Transaction History



Active Filings

Filing Transaction Type	Latest Month	Previous Month	12 Months Ago	Change Year Ago
Uniform Commercial Code	172,901	172,577	152,582	13.3%
Agricultural Liens (EFS, ASL, Grain, Ag produce)	3,840	3,888	4,174	-8.0%
Government Liens (IRS, Revenue, Employment)	16,125	16,297	18,926	-14.8%
Secured Transactions	192,866	192,762	175,682	9.8%
Commissioned Notaries Public	39,276	39,286	39,098	0.5%
Active RON Notaries	149	146	--	--
Active IPEN Notaries	39	21	--	--

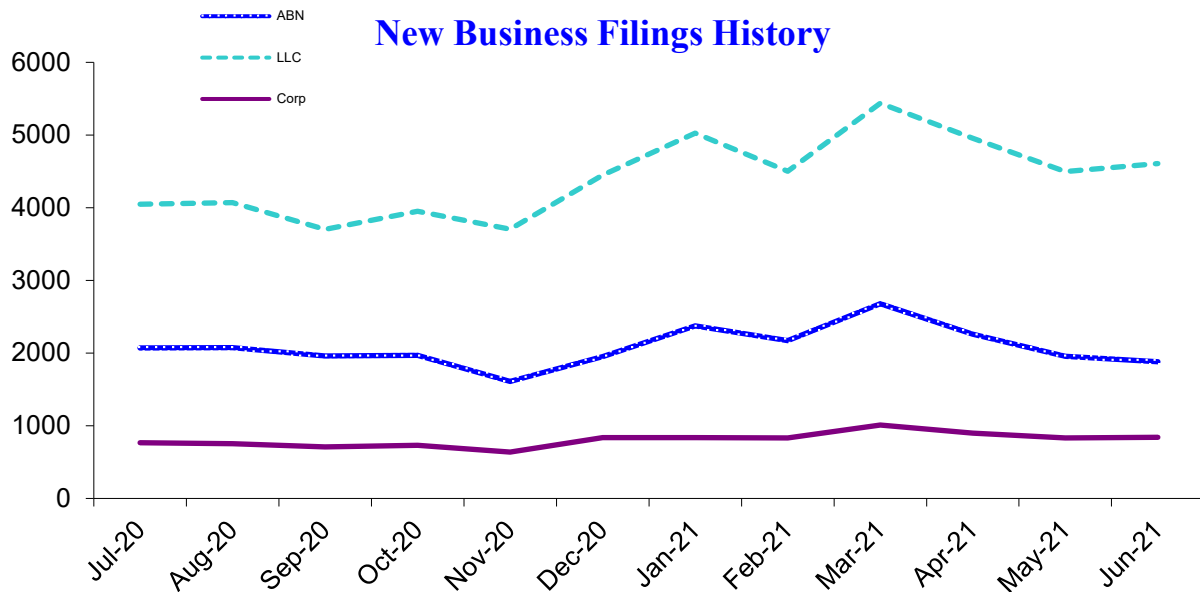


Business Report

Monthly update from Oregon's Secretary of State Shemia Fagan

New Business Applications

Business Type	Latest Month	Previous Month	12 Months Ago	Change Year Ago
Assumed Business Names	1,882	1,957	1,935	-2.7%
Limited Liability Companies	4,606	4,499	3,747	22.9%
New Corporations (Domestic & Foreign: Business, Nonprofit, Professional)	842	832	733	14.9%
Business Registry Total	7,330	7,288	6,415	14.3%



Active Business Filings

Business Type	Latest Month	Previous Month	12 Months Ago	Change Year Ago
Assumed Business Names	129,949	129,949	127,254	2.1%
Limited Liability Companies	245,625	245,625	222,592	10.3%
Oregon Corporations	98,687	116,856	116,027	-14.9%
Other	2,821	2,821	2,847	-0.9%
Business Registry Total	477,082	495,251	468,720	1.8%



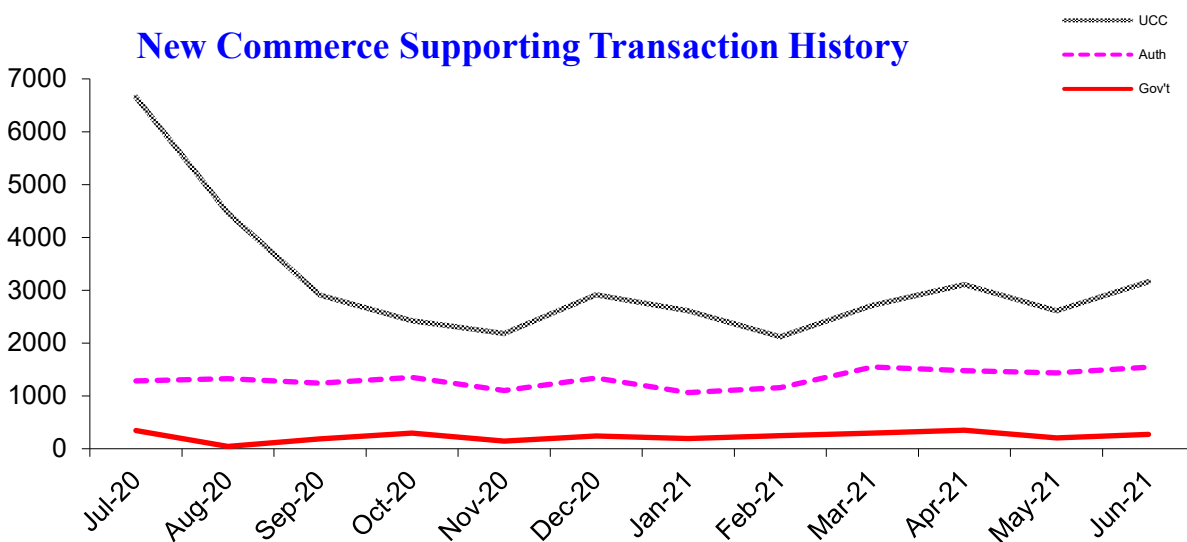
UCC & Notary Report

Monthly update from Oregon's Secretary of State Shemia Fagan

New Commerce Supporting Transactions

Filing Transaction Type	Latest Month	Previous Month	12 Months Ago	Change Year Ago
Uniform Commercial Code	3,164	2,612	12,889	-75.5%
Agricultural Liens (EFS, ASL, Grain, Ag produce)	45	30	47	-4.3%
Government Liens (IRS, Revenue, Employment)	272	206	93	192.5%
Secured Transactions	3,481	2,848	13,029	-73.3%
Notary Authentications for International Use	1,546	1,434	852	81.5%

New Commerce Supporting Transaction History



Active Filings

Filing Transaction Type	Latest Month	Previous Month	12 Months Ago	Change Year Ago
Uniform Commercial Code	172,901	172,901	165,193	4.7%
Agricultural Liens (EFS, ASL, Grain, Ag produce)	3,840	3,840	4,142	-7.3%
Government Liens (IRS, Revenue, Employment)	0	16,125	18,252	-100.0%
Secured Transactions	176,741	192,866	187,587	-5.8%
Commissioned Notaries Public	39,508	39,276	39,091	1.1%
Active RON Notaries	151	149	--	--
Active IPEN Notaries	19	39	--	--

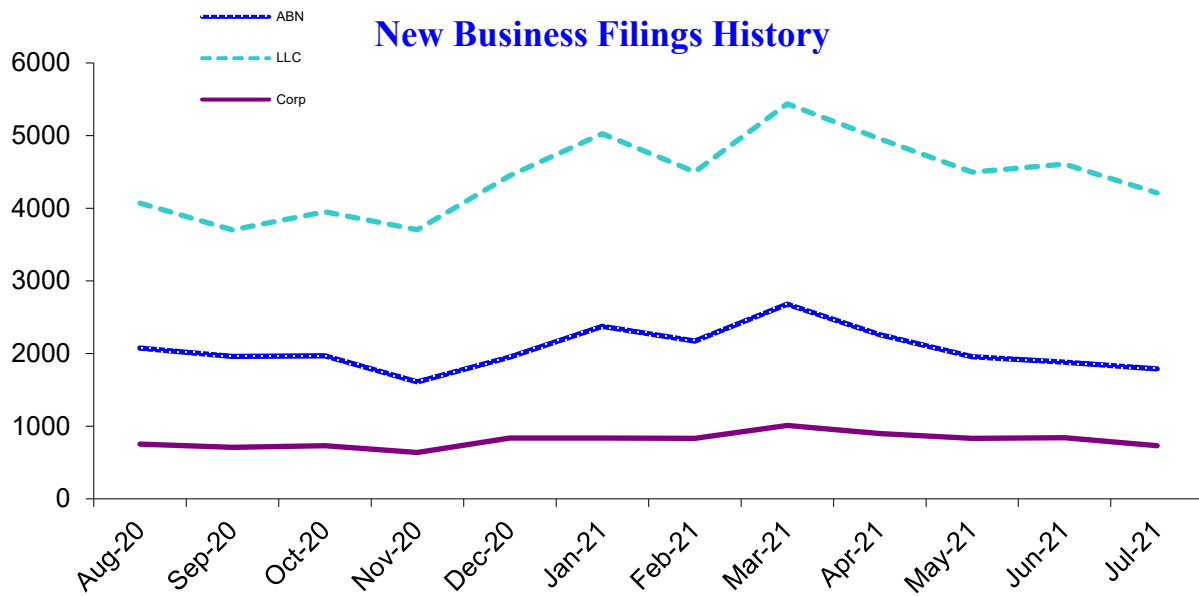


Business Report

Monthly update from Oregon's Secretary of State Shemia Fagan

New Business Applications

Business Type	Latest Month	Previous Month	12 Months Ago	Change Year Ago
Assumed Business Names	1,787	1,882	2,070	-13.7%
Limited Liability Companies	4,210	4,606	4,049	4.0%
New Corporations (Domestic & Foreign: Business, Nonprofit, Professional)	732	842	765	-4.3%
Business Registry Total	6,729	7,330	6,884	-2.3%



Active Business Filings

Business Type	Latest Month	Previous Month	12 Months Ago	Change Year Ago
Assumed Business Names	129,549	129,949	127,261	1.8%
Limited Liability Companies	249,211	245,625	223,684	11.4%
Oregon Corporations	116,768	98,687	115,935	0.7%
Other	2,844	2,821	2,834	0.4%
Business Registry Total	498,372	477,082	469,714	6.1%



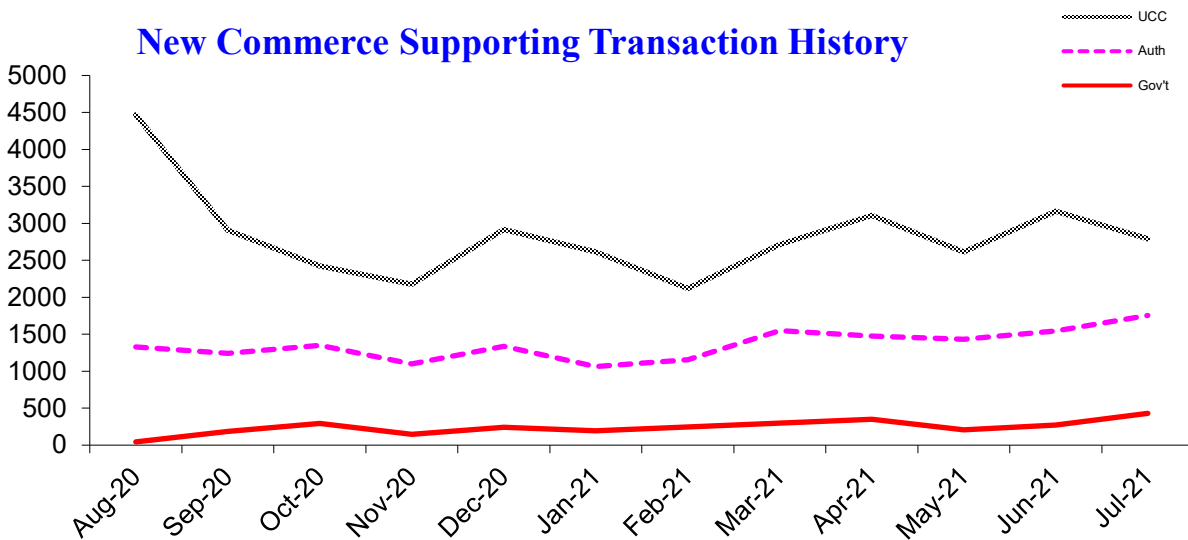
UCC & Notary Report

Monthly update from Oregon's Secretary of State Shemia Fagan

New Commerce Supporting Transactions

Filing Transaction Type	Latest Month	Previous Month	12 Months Ago	Change Year Ago
Uniform Commercial Code	2,790	3,164	6,656	-58.1%
Agricultural Liens (EFS, ASL, Grain, Ag produce)	35	45	48	-27.1%
Government Liens (IRS, Revenue, Employment)	430	272	343	25.4%
Secured Transactions	3,255	3,481	7,047	-53.8%
Notary Authentications for International Use	1,754	1,546	1,282	36.8%

New Commerce Supporting Transaction History



Active Filings

Filing Transaction Type	Latest Month	Previous Month	12 Months Ago	Change Year Ago
Uniform Commercial Code	173,898	172,901	169,446	2.6%
Agricultural Liens (EFS, ASL, Grain, Ag produce)	3,804	3,840	4,160	-8.6%
Government Liens (IRS, Revenue, Employment)	0	0	7,872	-100.0%
Secured Transactions	177,702	176,741	181,478	-2.1%
Commissioned Notaries Public	39,513	39,508	39,251	0.7%
Active RON Notaries	161	151	--	--
Active IPEN Notaries	43	19	--	--

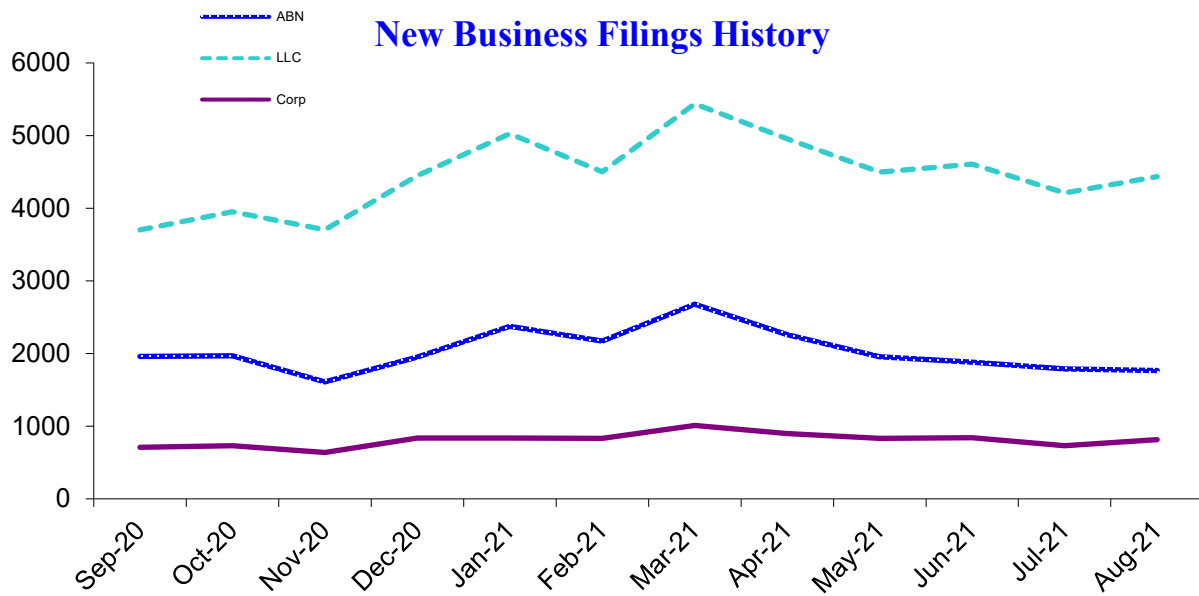


Business Report

Monthly update from Oregon's Secretary of State Shemia Fagan

New Business Applications

Business Type	Latest Month	Previous Month	12 Months Ago	Change Year Ago
Assumed Business Names	1,765	1,787	2,076	-15.0%
Limited Liability Companies	4,434	4,210	4,072	8.9%
New Corporations (Domestic & Foreign: Business, Nonprofit, Professional)	815	732	754	8.1%
Business Registry Total	7,014	6,729	6,902	1.6%



Active Business Filings

Business Type	Latest Month	Previous Month	12 Months Ago	Change Year Ago
Assumed Business Names	129,520	129,549	127,602	1.5%
Limited Liability Companies	251,363	249,211	225,249	11.6%
Oregon Corporations	117,114	116,768	115,996	1.0%
Other	2,813	2,844	2,830	-0.6%
Business Registry Total	500,810	498,372	471,677	6.2%



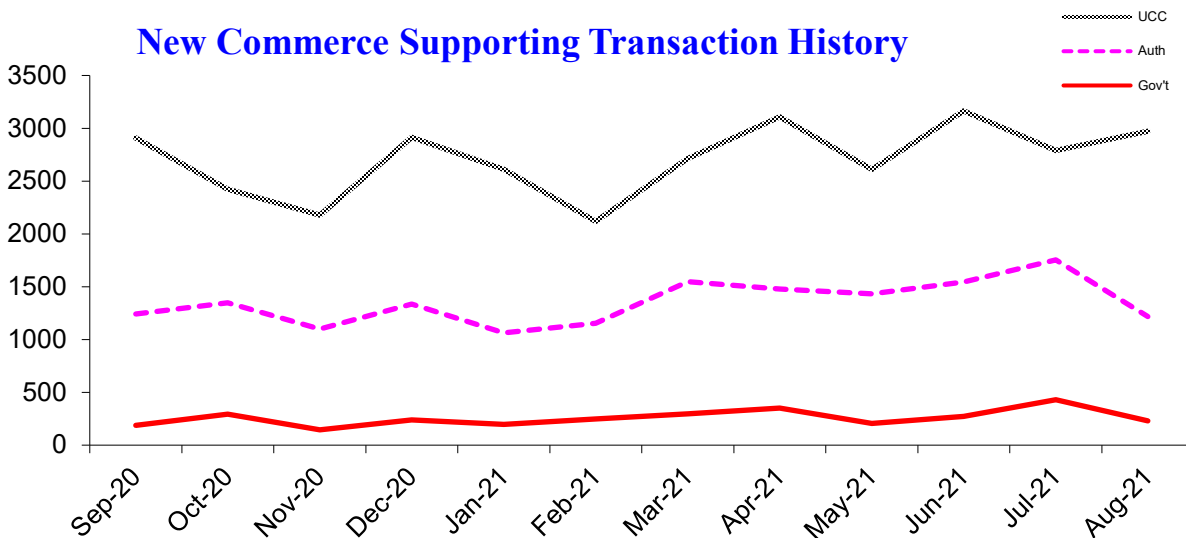
UCC & Notary Report

Monthly update from Oregon's Secretary of State Shemia Fagan

New Commerce Supporting Transactions

Filing Transaction Type	Latest Month	Previous Month	12 Months Ago	Change Year Ago
Uniform Commercial Code	2,972	2,790	4,466	-33.5%
Agricultural Liens (EFS, ASL, Grain, Ag produce)	51	35	59	-13.6%
Government Liens (IRS, Revenue, Employment)	231	430	44	425.0%
Secured Transactions	3,254	3,255	4,569	-28.8%
Notary Authentications for International Use	1,218	1,754	1,326	-8.1%

New Commerce Supporting Transaction History



Active Filings

Filing Transaction Type	Latest Month	Previous Month	12 Months Ago	Change Year Ago
Uniform Commercial Code	174,237	173,898	170,725	2.1%
Agricultural Liens (EFS, ASL, Grain, Ag produce)	2,776	3,804	4,125	-32.7%
Government Liens (IRS, Revenue, Employment)	0	0	17,691	-100.0%
Secured Transactions	177,013	177,702	192,541	-8.1%
Commissioned Notaries Public	39,595	39,513	39,186	1.0%
Active RON Notaries	192	161	--	--
Active IPEN Notaries	44	43	--	--

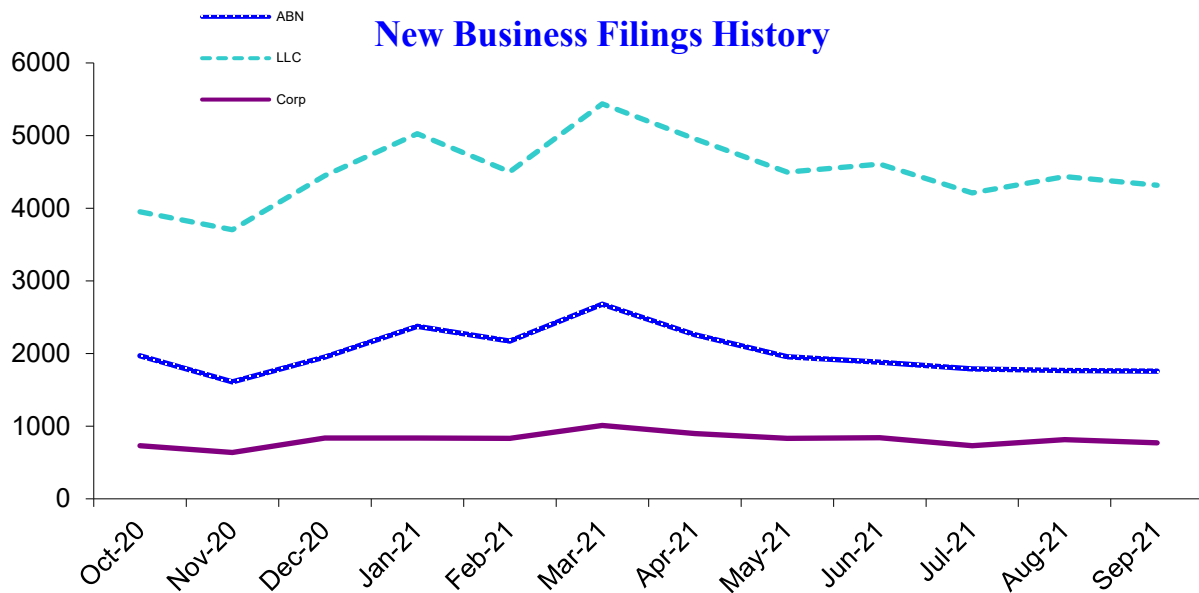


Business Report

Monthly update from Oregon's Secretary of State Shemia Fagan

New Business Applications

Business Type	Latest Month	Previous Month	12 Months Ago	Change Year Ago
Assumed Business Names	1,756	1,765	1,958	-10.3%
Limited Liability Companies	4,317	4,434	3,702	16.6%
New Corporations (Domestic & Foreign: Business, Nonprofit, Professional)	770	815	709	8.6%
Business Registry Total	6,843	7,014	6,369	7.4%



Active Business Filings

Business Type	Latest Month	Previous Month	12 Months Ago	Change Year Ago
Assumed Business Names	129,254	129,520	127,945	1.0%
Limited Liability Companies	252,478	251,363	226,953	11.2%
Oregon Corporations	117,001	117,114	116,512	0.4%
Other	2,844	2,813	2,839	0.2%
Business Registry Total	501,577	500,810	474,249	5.8%



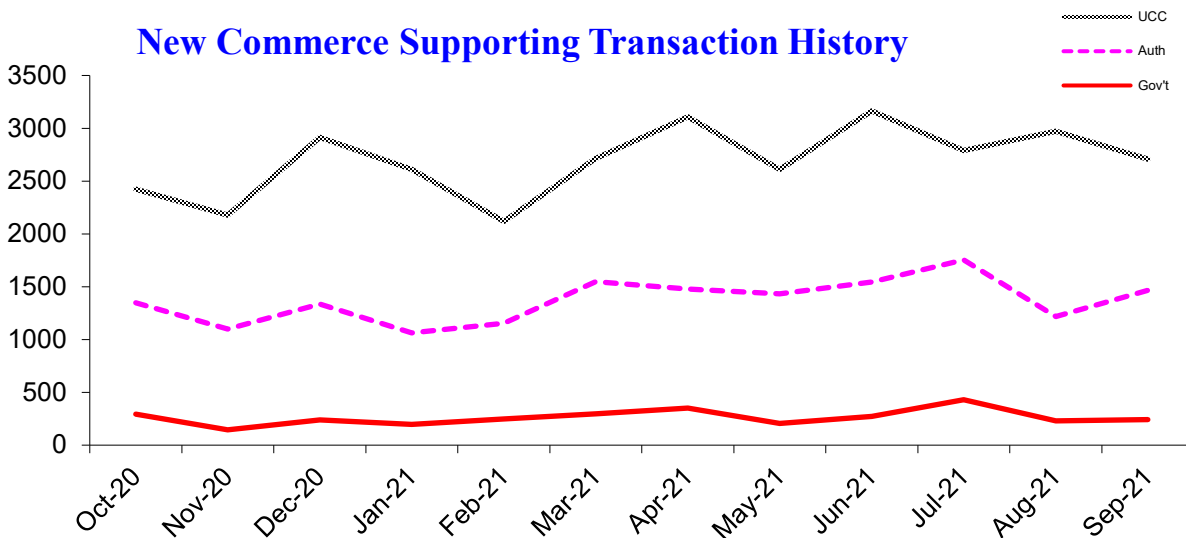
UCC & Notary Report

Monthly update from Oregon's Secretary of State Shemia Fagan

New Commerce Supporting Transactions

Filing Transaction Type	Latest Month	Previous Month	12 Months Ago	Change Year Ago
Uniform Commercial Code	2,709	2,972	2,908	-6.8%
Agricultural Liens (EFS, ASL, Grain, Ag produce)	44	51	51	-13.7%
Government Liens (IRS, Revenue, Employment)	243	231	186	30.6%
Secured Transactions	2,996	3,254	3,145	-4.7%
Notary Authentications for International Use	1,466	1,218	1,241	18.1%

New Commerce Supporting Transaction History



Active Filings

Filing Transaction Type	Latest Month	Previous Month	12 Months Ago	Change Year Ago
Uniform Commercial Code	174,237	174,237	171,481	1.6%
Agricultural Liens (EFS, ASL, Grain, Ag produce)	5,576	2,776	4,103	35.9%
Government Liens (IRS, Revenue, Employment)	15,465	15,465	17,462	-11.4%
Secured Transactions	195,278	192,478	193,046	1.2%
Commissioned Notaries Public	39,668	39,595	39,185	1.2%
Active RON Notaries	193	192	--	--
Active IPEN Notaries	28	44	--	--

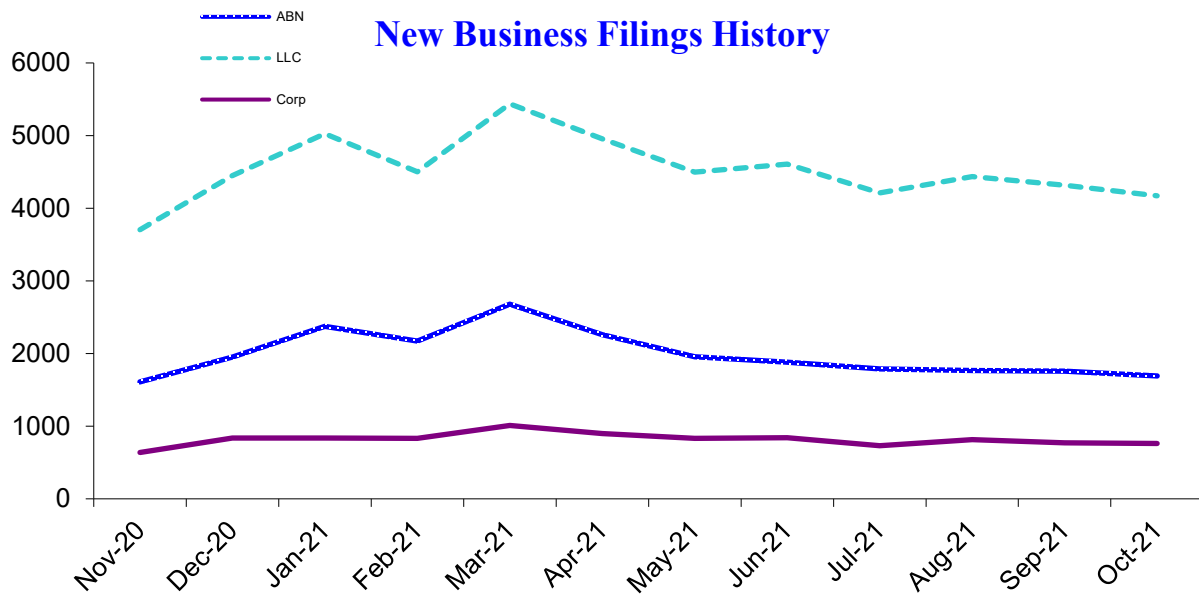


Business Report

Monthly update from Oregon's Secretary of State Shemia Fagan

New Business Applications

Business Type	Latest Month	Previous Month	12 Months Ago	Change Year Ago
Assumed Business Names	1,693	1,756	1,967	-13.9%
Limited Liability Companies	4,171	4,317	3,951	5.6%
New Corporations (Domestic & Foreign: Business, Nonprofit, Professional)	762	770	729	4.5%
Business Registry Total	6,626	6,843	6,647	-0.3%



Active Business Filings

Business Type	Latest Month	Previous Month	12 Months Ago	Change Year Ago
Assumed Business Names	129,520	129,254	128,190	1.0%
Limited Liability Companies	351,363	252,478	228,395	53.8%
Oregon Corporations	117,013	117,001	116,035	0.8%
Other	2,853	2,844	2,836	0.6%
Business Registry Total	600,749	501,577	475,456	26.4%



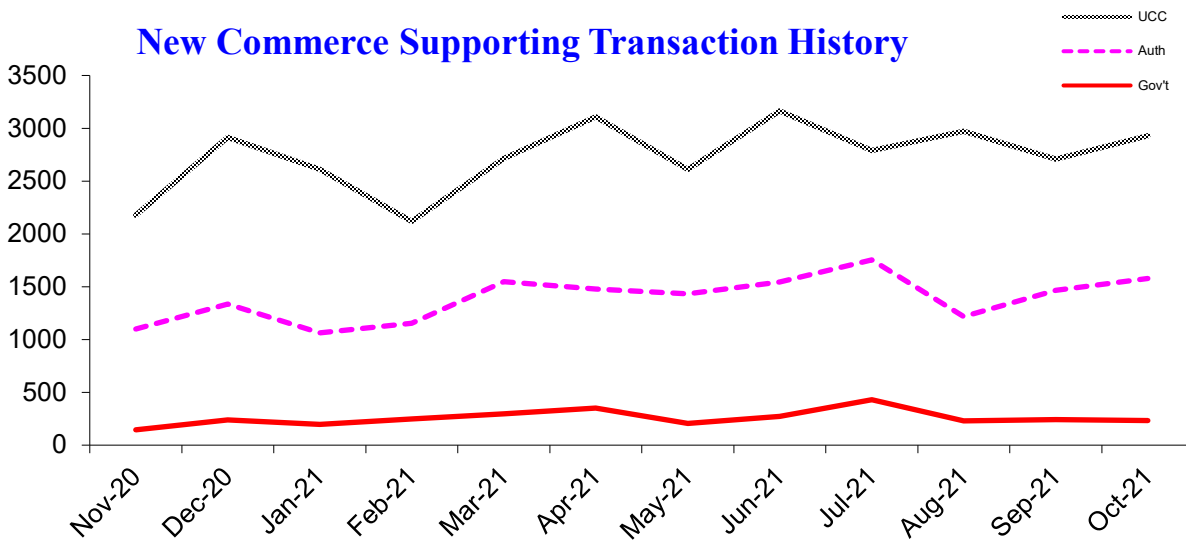
UCC & Notary Report

Monthly update from Oregon's Secretary of State Shemia Fagan

New Commerce Supporting Transactions

Filing Transaction Type	Latest Month	Previous Month	12 Months Ago	Change Year Ago
Uniform Commercial Code	2,930	2,709	2,424	20.9%
Agricultural Liens (EFS, ASL, Grain, Ag produce)	42	44	45	-6.7%
Government Liens (IRS, Revenue, Employment)	234	243	293	-20.1%
Secured Transactions	3,206	2,996	2,762	16.1%
Notary Authentications for International Use	1,579	1,466	1,348	17.1%

New Commerce Supporting Transaction History



Active Filings

Filing Transaction Type	Latest Month	Previous Month	12 Months Ago	Change Year Ago
Uniform Commercial Code	174,806	174,237	171,699	1.8%
Agricultural Liens (EFS, ASL, Grain, Ag produce)	3,742	5,576	4,077	-8.2%
Government Liens (IRS, Revenue, Employment)	15,196	15,465	17,294	-12.1%
Secured Transactions	193,744	195,278	193,070	0.3%
Commissioned Notaries Public	39,595	39,668	39,145	1.1%
Active RON Notaries	222	193	--	--
Active IPEN Notaries	30	28	--	--

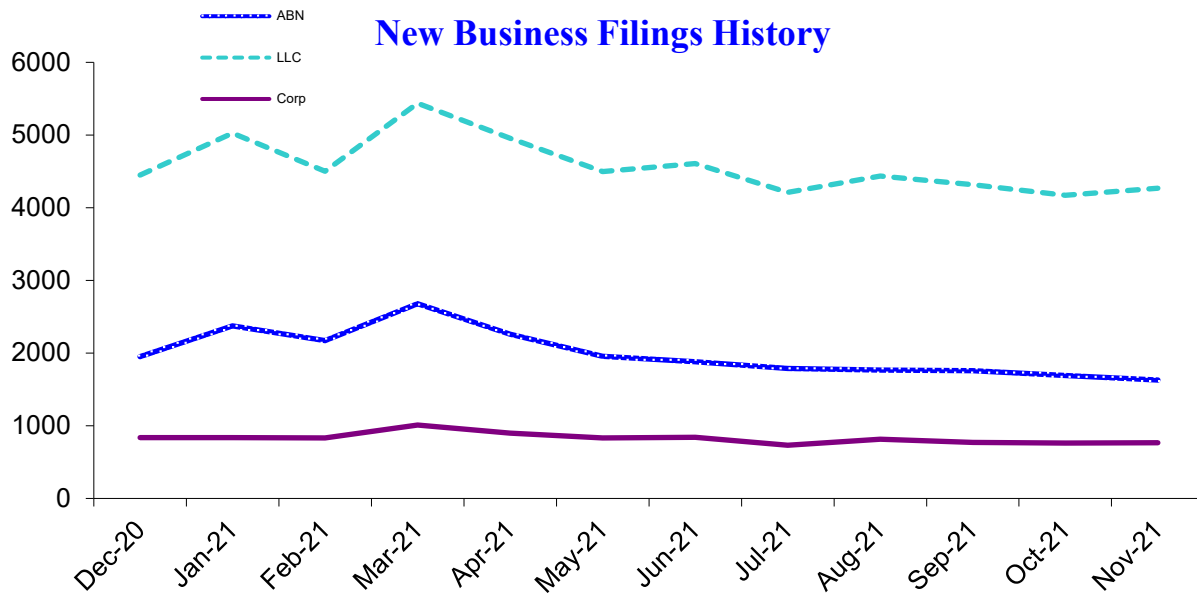


Business Report

Monthly update from Oregon's Secretary of State Shemia Fagan

New Business Applications

Business Type	Latest Month	Previous Month	12 Months Ago	Change Year Ago
Assumed Business Names	1,629	1,693	1,610	1.2%
Limited Liability Companies	4,269	4,171	3,704	15.3%
New Corporations (Domestic & Foreign: Business, Nonprofit, Professional)	766	762	638	20.1%
Business Registry Total	6,664	6,626	5,952	12.0%



Active Business Filings

Business Type	Latest Month	Previous Month	12 Months Ago	Change Year Ago
Assumed Business Names	128,884	129,520	128,207	0.5%
Limited Liability Companies	255,735	351,363	230,593	10.9%
Oregon Corporations	117,267	117,013	115,949	1.1%
Other	2,859	2,853	2,837	0.8%
Business Registry Total	504,745	600,749	477,586	5.7%



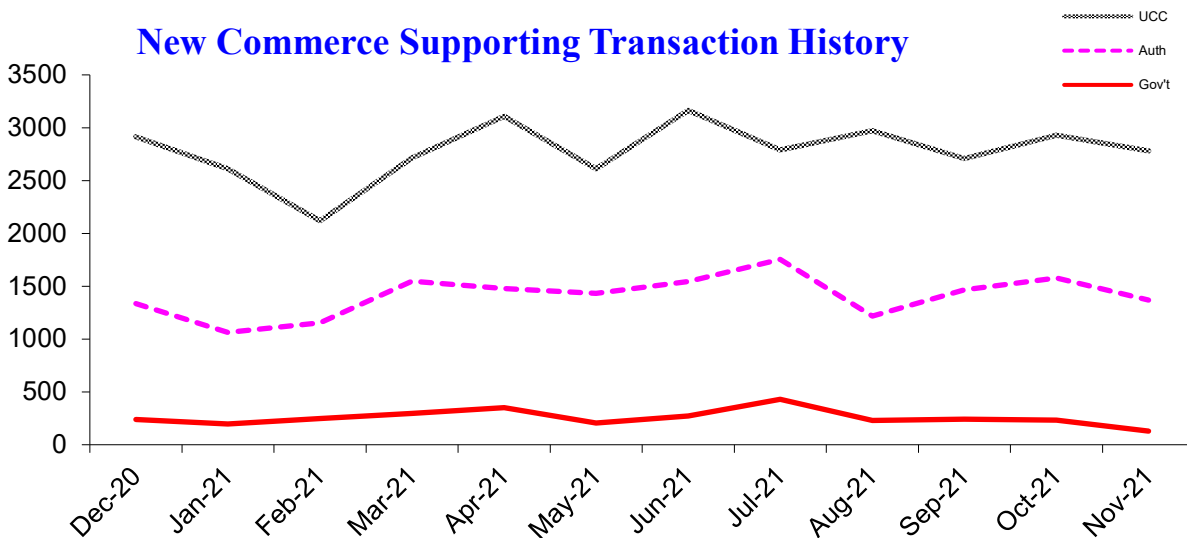
UCC & Notary Report

Monthly update from Oregon's Secretary of State Shemia Fagan

New Commerce Supporting Transactions

Filing Transaction Type	Latest Month	Previous Month	12 Months Ago	Change Year Ago
Uniform Commercial Code	2,782	2,930	2,178	27.7%
Agricultural Liens (EFS, ASL, Grain, Ag produce)	37	42	39	-5.1%
Government Liens (IRS, Revenue, Employment)	129	234	145	-11.0%
Secured Transactions	2,948	3,206	2,362	24.8%
Notary Authentications for International Use	1,369	1,579	1,099	24.6%

New Commerce Supporting Transaction History



Active Filings

Filing Transaction Type	Latest Month	Previous Month	12 Months Ago	Change Year Ago
Uniform Commercial Code	175,802	174,806	171,990	2.2%
Agricultural Liens (EFS, ASL, Grain, Ag produce)	3,674	3,742	4,068	-9.7%
Government Liens (IRS, Revenue, Employment)	14,945	15,196	17,236	-13.3%
Secured Transactions	194,421	193,744	193,294	0.6%
Commissioned Notaries Public	39,893	39,595	39,144	1.9%
Active RON Notaries	246	222	--	--
Active IPEN Notaries	33	30	--	--

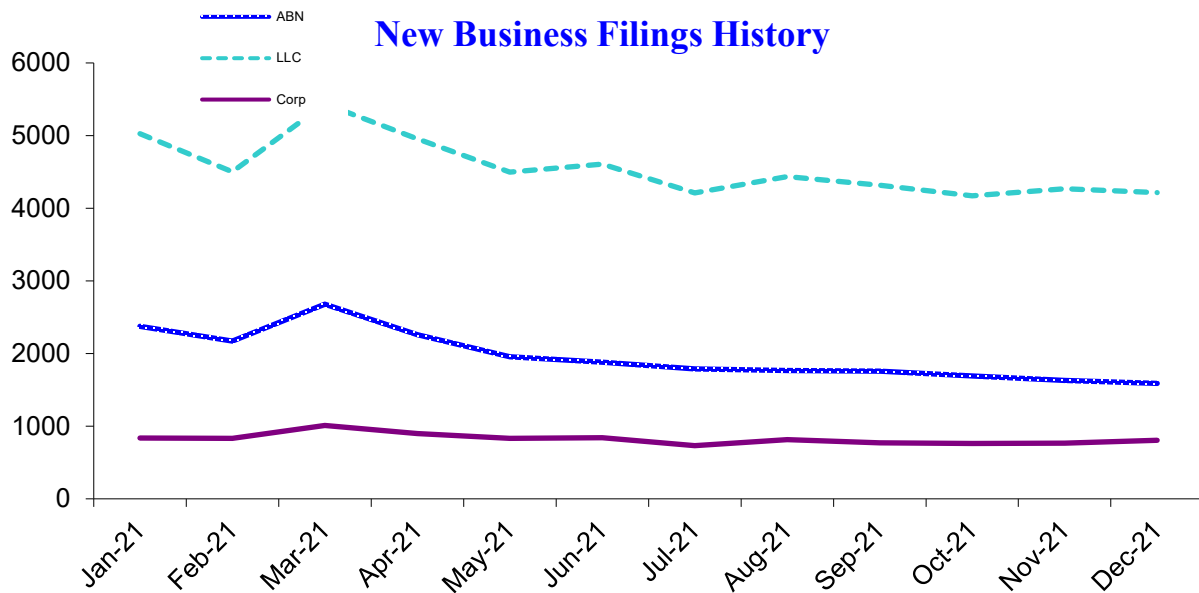


Business Report

Monthly update from Oregon's Secretary of State Shemia Fagan

New Business Applications

Business Type	Latest Month	Previous Month	12 Months Ago	Change Year Ago
Assumed Business Names	1,589	1,629	1,951	-18.6%
Limited Liability Companies	4,214	4,269	4,448	-5.3%
New Corporations (Domestic & Foreign: Business, Nonprofit, Professional)	805	766	838	-3.9%
Business Registry Total	6,608	6,664	7,237	-8.7%



Active Business Filings

Business Type	Latest Month	Previous Month	12 Months Ago	Change Year Ago
Assumed Business Names	128,358	128,884	128,349	0.0%
Limited Liability Companies	255,936	255,735	232,754	10.0%
Oregon Corporations	118,954	117,267	115,975	2.6%
Other	2,840	2,859	2,804	1.3%
Business Registry Total	506,088	504,745	479,882	5.5%



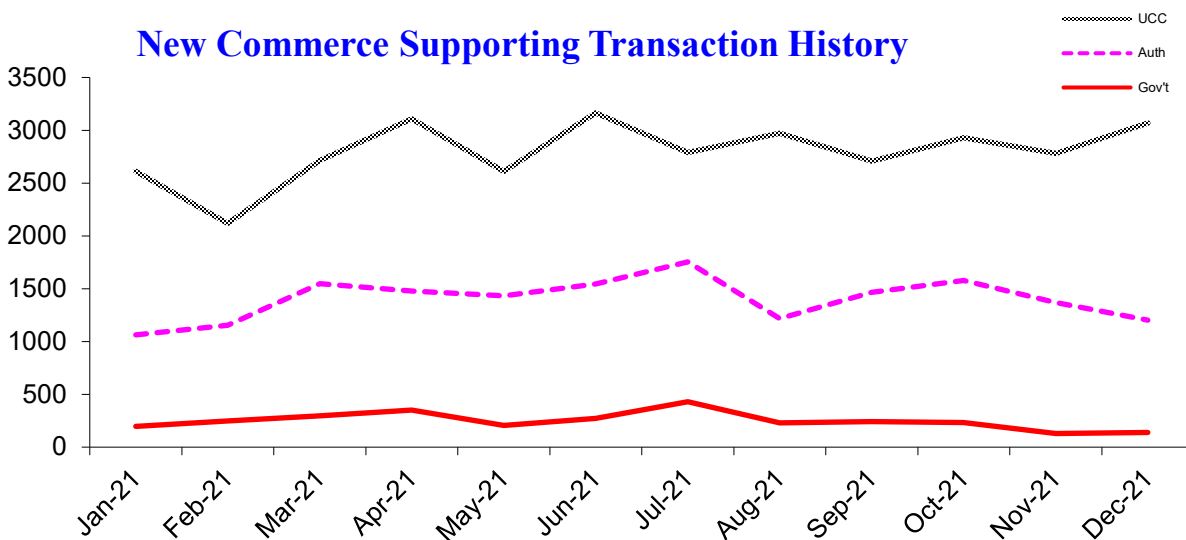
UCC & Notary Report

Monthly update from Oregon's Secretary of State Shemia Fagan

New Commerce Supporting Transactions

Filing Transaction Type	Latest Month	Previous Month	12 Months Ago	Change Year Ago
Uniform Commercial Code	3,070	2,782	2,915	5.3%
Agricultural Liens (EFS, ASL, Grain, Ag produce)	37	37	58	-36.2%
Government Liens (IRS, Revenue, Employment)	138	129	240	-42.5%
Secured Transactions	3,245	2,948	3,213	1.0%
Notary Authentications for International Use	1,201	1,369	1,336	-10.1%

New Commerce Supporting Transaction History



Active Filings

Filing Transaction Type	Latest Month	Previous Month	12 Months Ago	Change Year Ago
Uniform Commercial Code	176,137	175,802	172,544	2.1%
Agricultural Liens (EFS, ASL, Grain, Ag produce)	3,653	3,674	4,026	-9.3%
Government Liens (IRS, Revenue, Employment)	14,809	14,945	17,062	-13.2%
Secured Transactions	194,599	194,421	193,632	0.5%
Commissioned Notaries Public	39,862	39,893	39,143	1.8%
Active RON Notaries	257	246	--	--
Active IPEN Notaries	36	33	--	--