

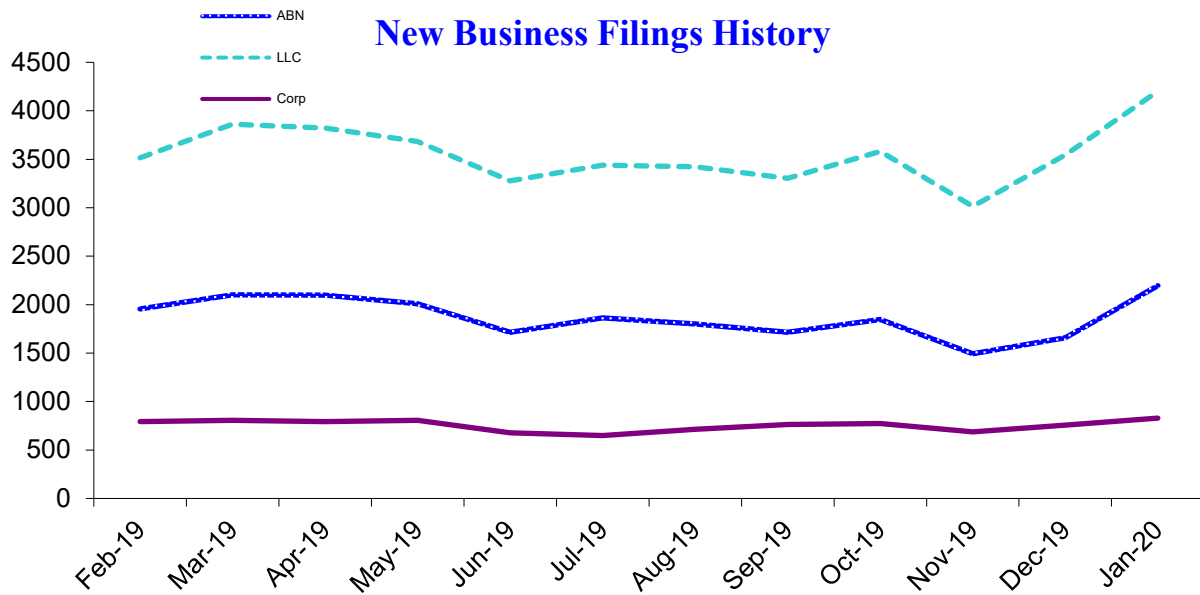


Business Report

Monthly update from Oregon's Secretary of State Bev Clarno

New Business Applications

Business Type	Latest Month	Previous Month	12 Months Ago	Change Year Ago
Assumed Business Names	2,195	1,659	2,334	-6.0%
Limited Liability Companies	4,201	3,545	4,238	-0.9%
New Corporations (Domestic & Foreign: Business, Nonprofit, Professional)	829	758	890	-6.9%
Business Registry Total	7,225	5,962	7,462	-3.2%



Active Business Filings

Business Type	Latest Month	Previous Month	12 Months Ago	Change Year Ago
Assumed Business Names	128,031	127,614	128,549	-0.4%
Limited Liability Companies	218,700	216,611	204,522	6.9%
Oregon Corporations	116,886	115,820	117,149	-0.2%
Other	2,877	2,892	2,954	-2.6%
Business Registry Total	466,494	462,937	453,174	2.9%



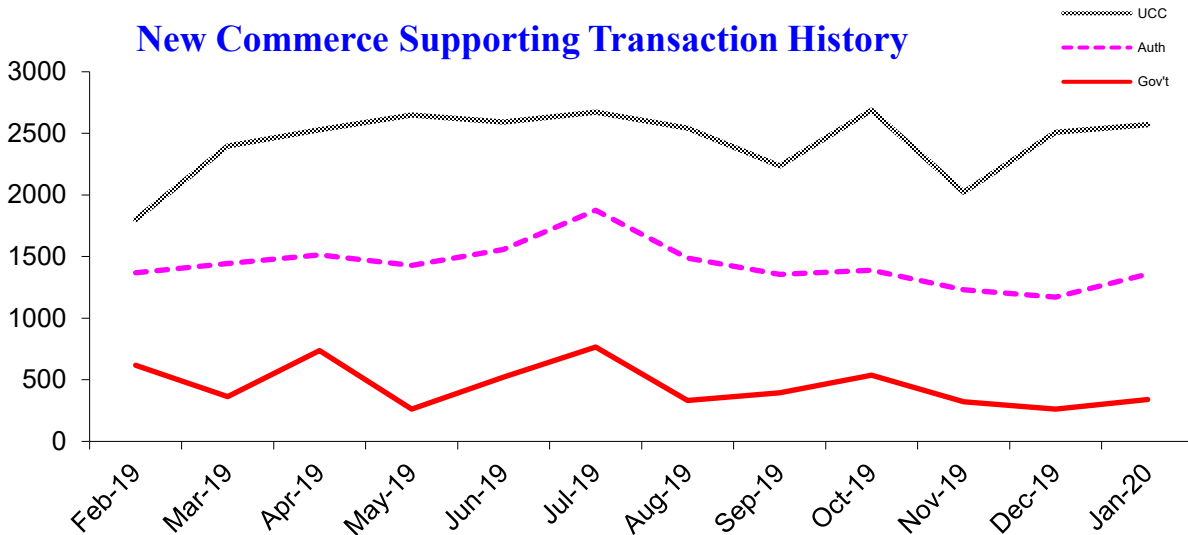
UCC & Notary Report

Monthly update from Oregon's Secretary of State Bev Clarno

New Commerce Supporting Transactions

Filing Transaction Type	Latest Month	Previous Month	12 Months Ago	Change Year Ago
Uniform Commercial Code	2,571	2,508	2,228	15.4%
Agricultural Liens (EFS, ASL, Grain, Ag produce)	128	92	45	184.4%
Government Liens (IRS, Revenue, Employment)	339	263	302	12.3%
Secured Transactions	3,038	2,863	2,575	18.0%
Notary Authentications for International Use	1,357	1,171	1,569	-13.5%

New Commerce Supporting Transaction History



Active Filings

Filing Transaction Type	Latest Month	Previous Month	12 Months Ago	Change Year Ago
Uniform Commercial Code	151,536	151,199	147,393	2.8%
Agricultural Liens (EFS, ASL, Grain, Ag produce)	4,168	4,103	4,129	0.9%
Government Liens (IRS, Revenue, Employment)	19,072	19,197	19,935	-4.3%
Secured Transactions	174,776	174,499	171,457	1.9%
Commissioned Notaries Public	39,556	39,593	39,543	0.0%

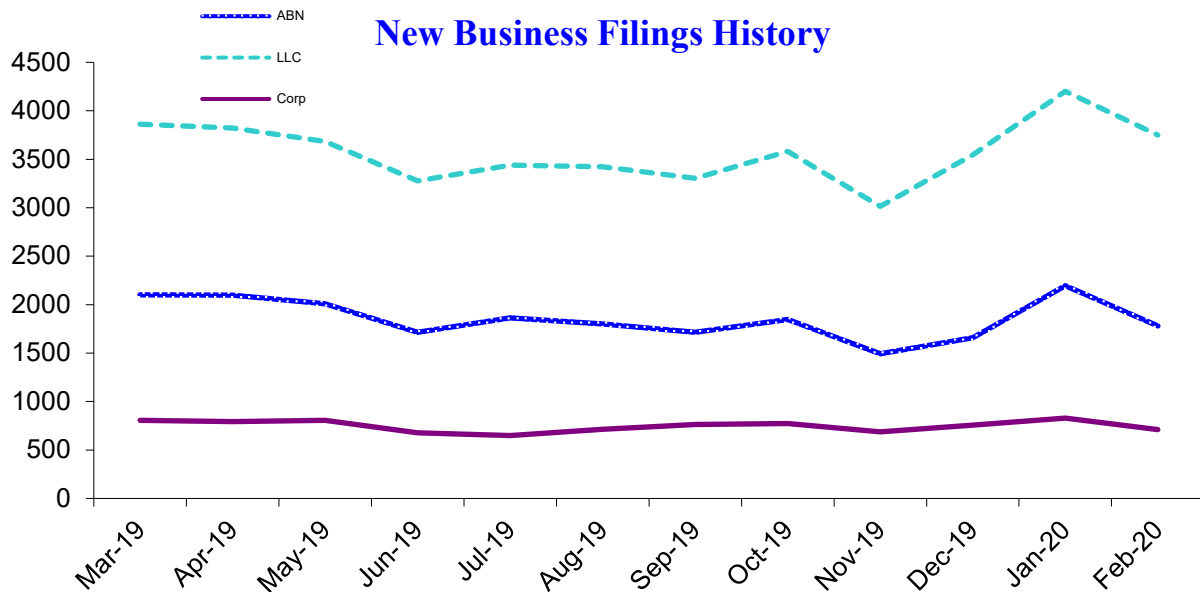


Business Report

Monthly update from Oregon's Secretary of State Bev Clarno

New Business Applications

Business Type	Latest Month	Previous Month	12 Months Ago	Change Year Ago
Assumed Business Names	1,781	2,195	1,956	-8.9%
Limited Liability Companies	3,751	4,201	3,515	6.7%
New Corporations (Domestic & Foreign: Business, Nonprofit, Professional)	710	829	792	-10.4%
Business Registry Total	6,242	7,225	6,263	-0.3%



Active Business Filings

Business Type	Latest Month	Previous Month	12 Months Ago	Change Year Ago
Assumed Business Names	128,179	128,031	129,103	-0.7%
Limited Liability Companies	219,981	218,700	206,194	6.7%
Oregon Corporations	116,674	116,886	117,166	-0.4%
Other	2,869	2,877	2,948	-2.7%
Business Registry Total	467,703	466,494	455,411	2.7%



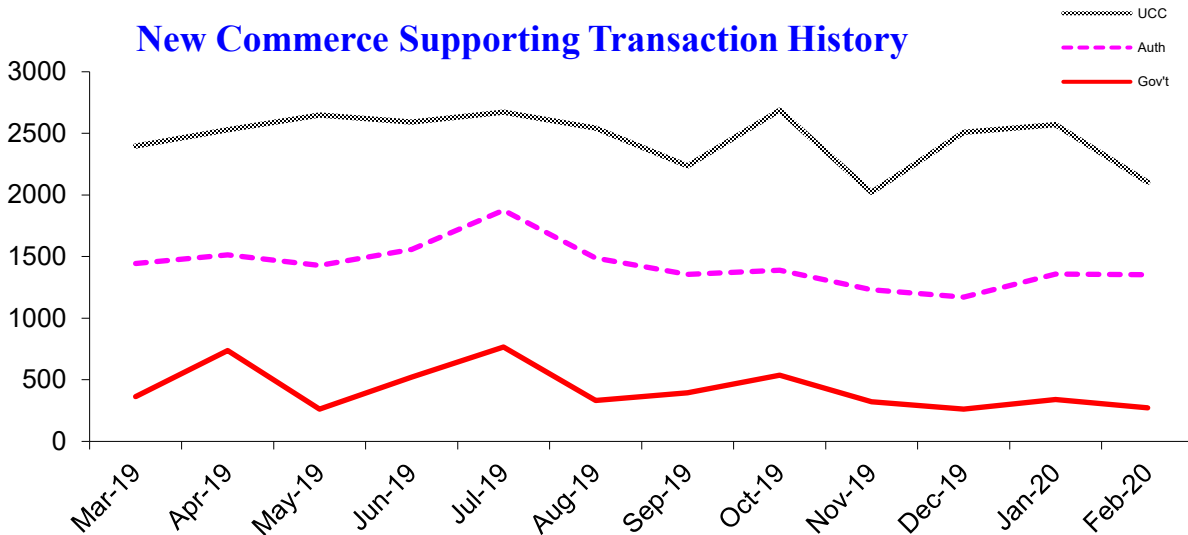
UCC & Notary Report

Monthly update from Oregon's Secretary of State Bev Clarno

New Commerce Supporting Transactions

Filing Transaction Type	Latest Month	Previous Month	12 Months Ago	Change Year Ago
Uniform Commercial Code	2,103	2,571	1,801	16.8%
Agricultural Liens (EFS, ASL, Grain, Ag produce)	69	128	43	60.5%
Government Liens (IRS, Revenue, Employment)	273	339	619	-55.9%
Secured Transactions	2,445	3,038	2,463	-0.7%
Notary Authentications for International Use	1,354	1,357	1,369	-1.1%

New Commerce Supporting Transaction History



Active Filings

Filing Transaction Type	Latest Month	Previous Month	12 Months Ago	Change Year Ago
Uniform Commercial Code	151,794	151,536	147,492	2.9%
Agricultural Liens (EFS, ASL, Grain, Ag produce)	3,160	4,168	4,103	-23.0%
Government Liens (IRS, Revenue, Employment)	19,079	19,072	20,012	-4.7%
Secured Transactions	174,033	174,776	171,607	1.4%
Commissioned Notaries Public	39,539	39,556	39,639	-0.3%

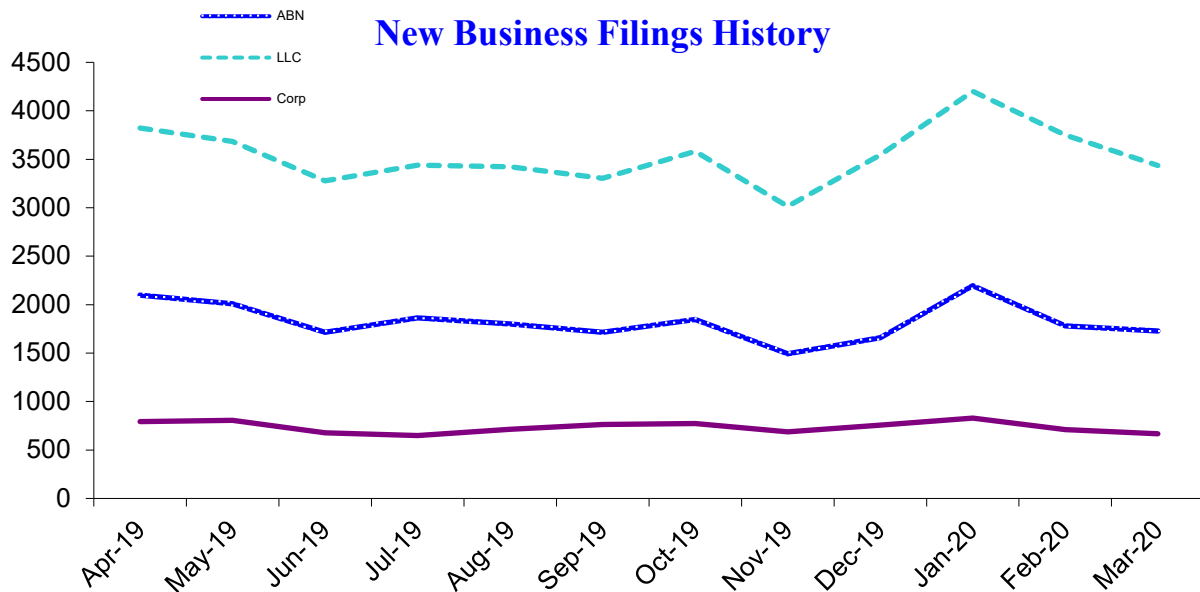


Business Report

Monthly update from Oregon's Secretary of State Bev Clarno

New Business Applications

Business Type	Latest Month	Previous Month	12 Months Ago	Change Year Ago
Assumed Business Names	1,728	1,781	2,100	-17.7%
Limited Liability Companies	3,437	3,751	3,861	-11.0%
New Corporations (Domestic & Foreign: Business, Nonprofit, Professional)	667	710	806	-17.2%
Business Registry Total	5,832	6,242	6,767	-13.8%



Active Business Filings

Business Type	Latest Month	Previous Month	12 Months Ago	Change Year Ago
Assumed Business Names	128,794	128,179	129,265	-0.4%
Limited Liability Companies	221,582	219,981	207,622	6.7%
Oregon Corporations	116,671	116,674	117,109	-0.4%
Other	2,872	2,869	2,940	-2.3%
Business Registry Total	469,919	467,703	456,936	2.8%



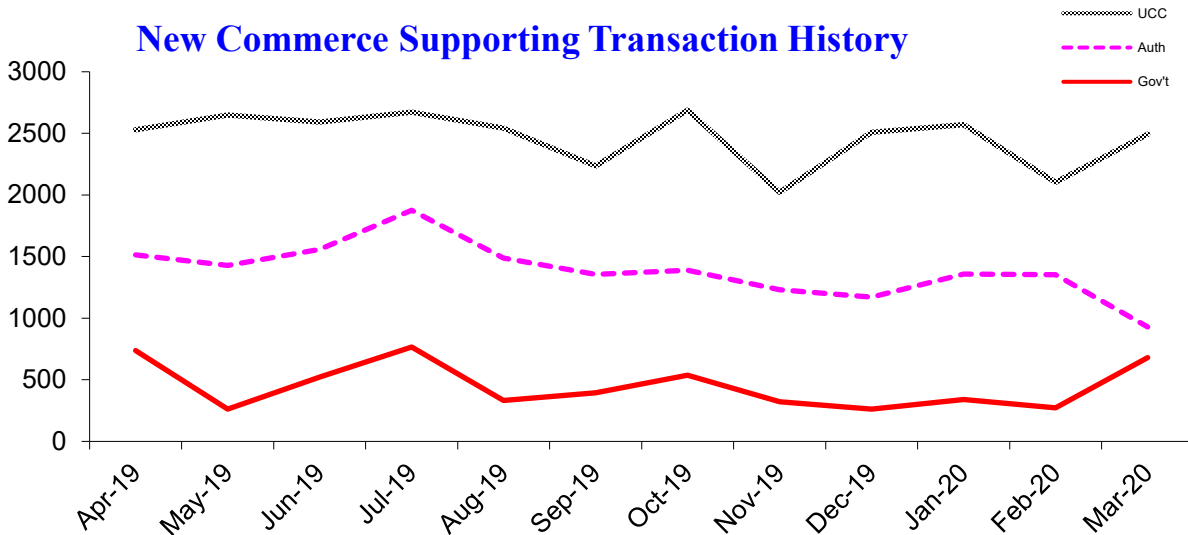
UCC & Notary Report

Monthly update from Oregon's Secretary of State Bev Clarno

New Commerce Supporting Transactions

Filing Transaction Type	Latest Month	Previous Month	12 Months Ago	Change Year Ago
Uniform Commercial Code	2,494	2,103	2,398	4.0%
Agricultural Liens (EFS, ASL, Grain, Ag produce)	73	69	50	46.0%
Government Liens (IRS, Revenue, Employment)	679	273	363	87.1%
Secured Transactions	3,246	2,445	2,811	15.5%
Notary Authentications for International Use	929	1,354	1,445	-35.7%

New Commerce Supporting Transaction History



Active Filings

Filing Transaction Type	Latest Month	Previous Month	12 Months Ago	Change Year Ago
Uniform Commercial Code	152,077	151,794	147,671	3.0%
Agricultural Liens (EFS, ASL, Grain, Ag produce)	4,165	3,160	4,077	2.2%
Government Liens (IRS, Revenue, Employment)	19,110	19,079	19,454	-1.8%
Secured Transactions	175,352	174,033	171,202	2.4%
Commissioned Notaries Public	39,220	39,539	39,589	-0.9%

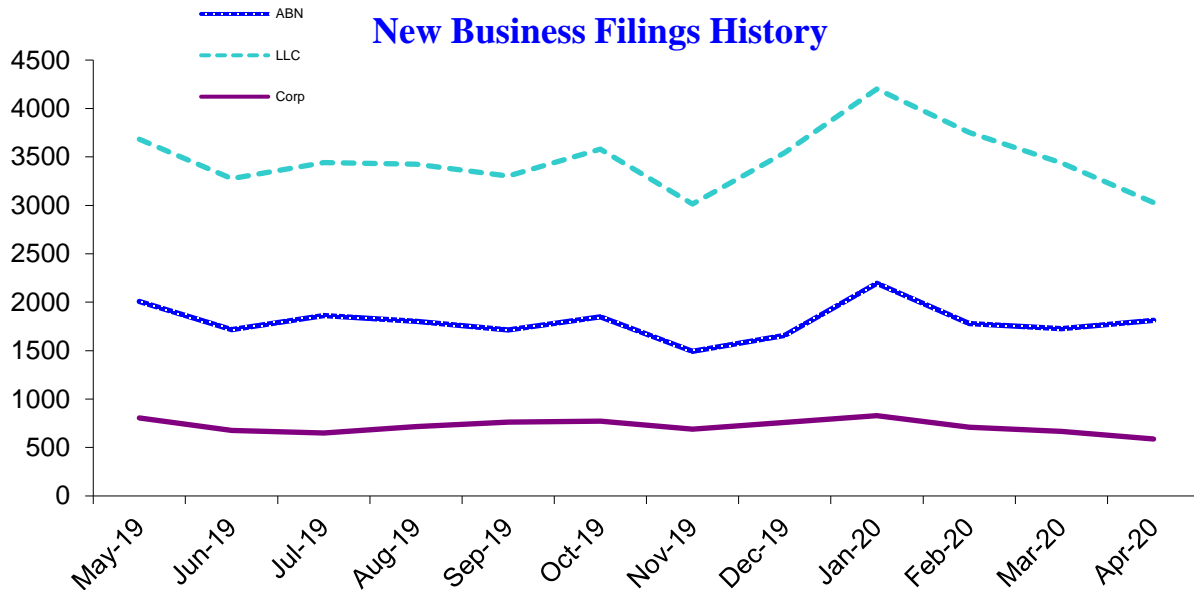


Business Report

Monthly update from Oregon's Secretary of State Bev Clarno

New Business Applications

Business Type	Latest Month	Previous Month	12 Months Ago	Change Year Ago
Assumed Business Names	1,812	1,728	2,097	-13.6%
Limited Liability Companies	3,028	3,437	3,821	-20.8%
New Corporations (Domestic & Foreign: Business, Nonprofit, Professional)	588	667	792	-25.8%
Business Registry Total	5,428	5,832	6,710	-19.1%



Active Business Filings

Business Type	Latest Month	Previous Month	12 Months Ago	Change Year Ago
Assumed Business Names	130,108	128,794	129,350	0.6%
Limited Liability Companies	225,077	221,582	209,167	7.6%
Oregon Corporations	117,560	116,671	117,189	0.3%
Other	2,887	2,872	2,940	-1.8%
Business Registry Total	475,632	469,919	458,646	3.7%



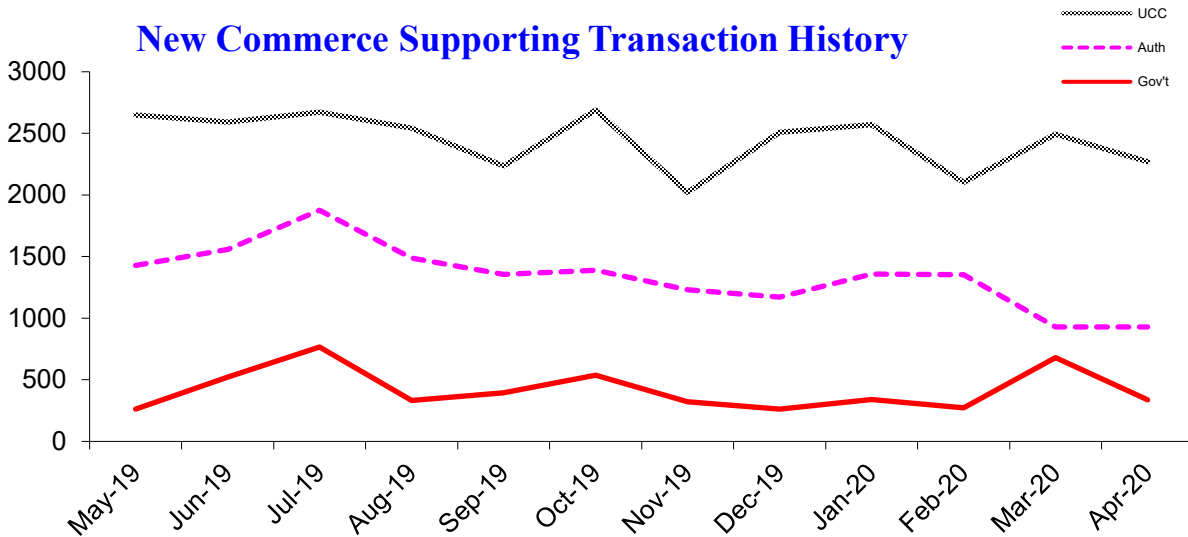
UCC & Notary Report

Monthly update from Oregon's Secretary of State Bev Clarno

New Commerce Supporting Transactions

Filing Transaction Type	Latest Month	Previous Month	12 Months Ago	Change Year Ago
Uniform Commercial Code	2,270	2,494	2,530	-10.3%
Agricultural Liens (EFS, ASL, Grain, Ag produce)	62	73	79	-21.5%
Government Liens (IRS, Revenue, Employment)	337	679	738	-54.3%
Secured Transactions	2,669	3,246	3,347	-20.3%
Notary Authentications for International Use	929	929	1,515	-38.7%

New Commerce Supporting Transaction History



Active Filings

Filing Transaction Type	Latest Month	Previous Month	12 Months Ago	Change Year Ago
Uniform Commercial Code	152,582	152,077	147,952	3.1%
Agricultural Liens (EFS, ASL, Grain, Ag produce)	4,139	4,165	4,085	1.3%
Government Liens (IRS, Revenue, Employment)	18,926	19,110	19,407	-2.5%
Secured Transactions	175,647	175,352	171,444	2.5%
Commissioned Notaries Public	39,127	39,220	39,658	-1.3%

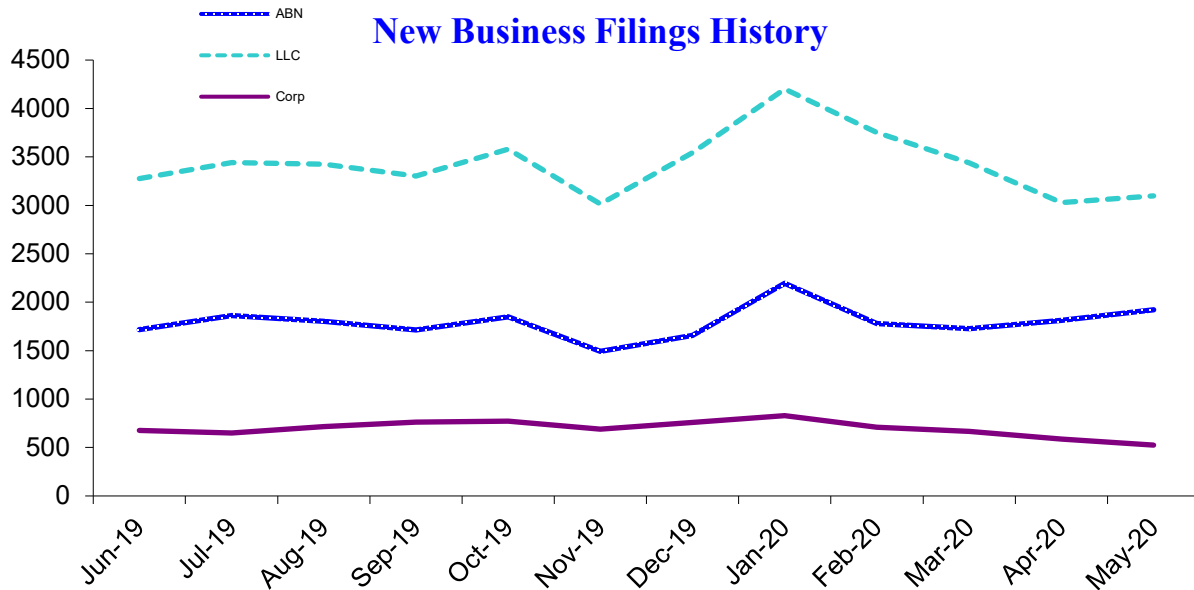


Business Report

Monthly update from Oregon's Secretary of State Bev Clarno

New Business Applications

Business Type	Latest Month	Previous Month	12 Months Ago	Change Year Ago
Assumed Business Names	1,922	1,812	2,007	-4.2%
Limited Liability Companies	3,097	3,028	3,682	-15.9%
New Corporations (Domestic & Foreign: Business, Nonprofit, Professional)	525	588	806	-34.9%
Business Registry Total	5,544	5,428	6,495	-14.6%



Active Business Filings

Business Type	Latest Month	Previous Month	12 Months Ago	Change Year Ago
Assumed Business Names	127,669	130,108	128,642	-0.8%
Limited Liability Companies	221,774	225,077	209,643	5.8%
Oregon Corporations	116,228	117,560	117,495	-1.1%
Other	2,862	2,887	2,938	-2.6%
Business Registry Total	468,533	475,632	458,718	2.1%



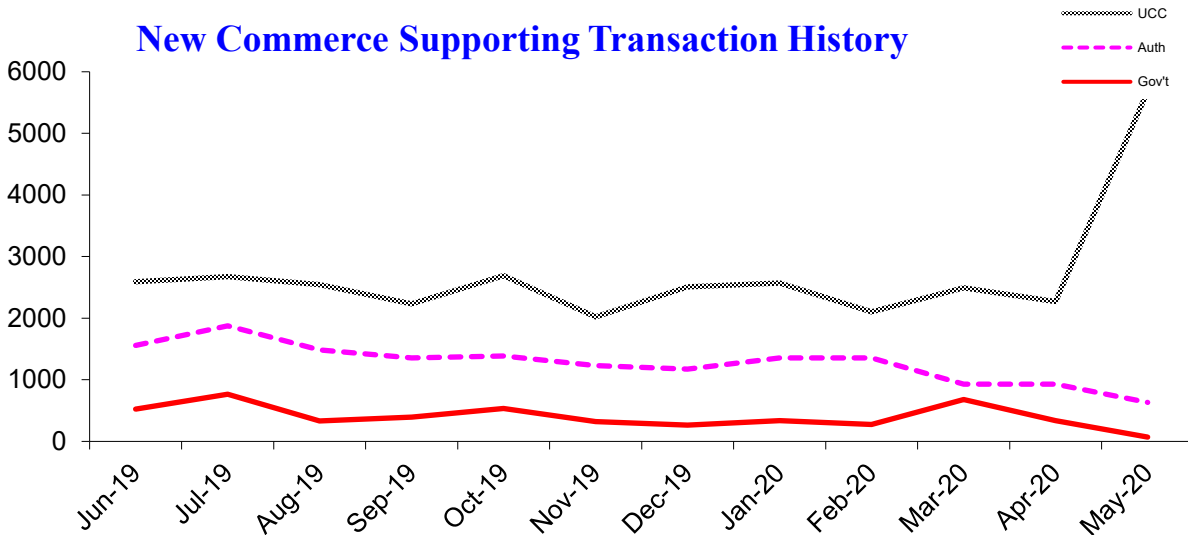
UCC & Notary Report

Monthly update from Oregon's Secretary of State Bev Clarno

New Commerce Supporting Transactions

Filing Transaction Type	Latest Month	Previous Month	12 Months Ago	Change Year Ago
Uniform Commercial Code	5,685	2,270	2,649	114.6%
Agricultural Liens (EFS, ASL, Grain, Ag produce)	51	62	85	-40.0%
Government Liens (IRS, Revenue, Employment)	70	337	262	-73.3%
Secured Transactions	5,806	2,669	2,996	93.8%
Notary Authentications for International Use	633	929	1,428	-55.7%

New Commerce Supporting Transaction History



Active Filings

Filing Transaction Type	Latest Month	Previous Month	12 Months Ago	Change Year Ago
Uniform Commercial Code	152,582	152,582	148,610	2.7%
Agricultural Liens (EFS, ASL, Grain, Ag produce)	7,038	4,139	4,084	72.3%
Government Liens (IRS, Revenue, Employment)	18,926	18,926	19,714	-4.0%
Secured Transactions	178,546	175,647	172,408	3.6%
Commissioned Notaries Public	39,098	39,127	39,660	-1.4%

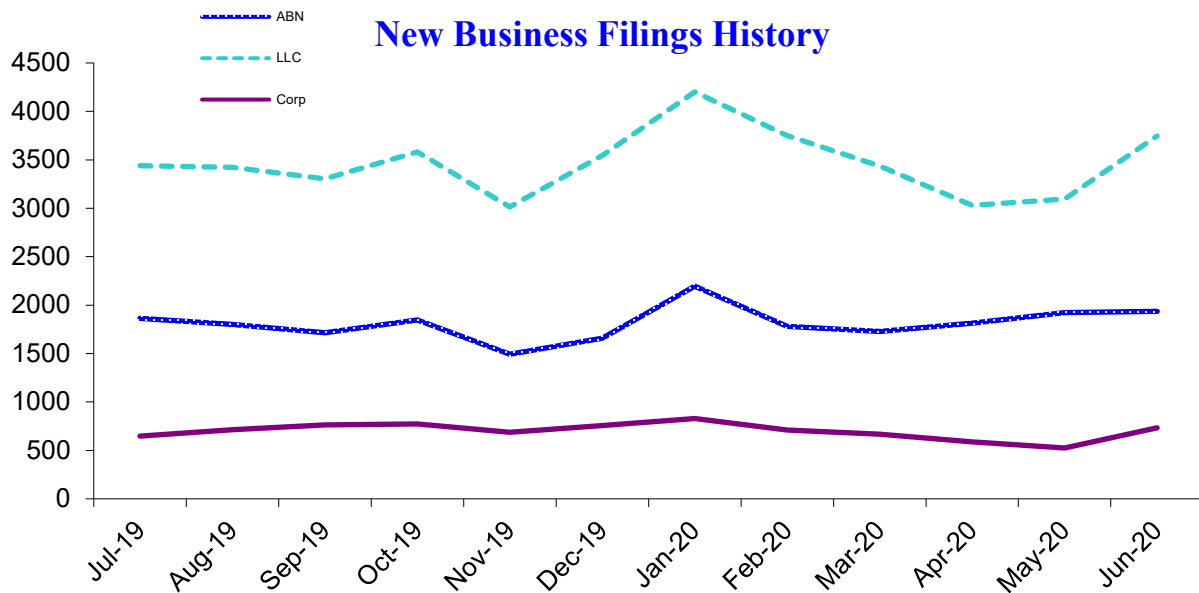


Business Report

Monthly update from Oregon's Secretary of State Bev Clarno

New Business Applications

Business Type	Latest Month	Previous Month	12 Months Ago	Change Year Ago
Assumed Business Names	1,935	1,922	1,716	12.8%
Limited Liability Companies	3,747	3,097	3,276	14.4%
New Corporations (Domestic & Foreign: Business, Nonprofit, Professional)	733	525	676	8.4%
Business Registry Total	6,415	5,544	5,668	13.2%



Active Business Filings

Business Type	Latest Month	Previous Month	12 Months Ago	Change Year Ago
Assumed Business Names	127,254	127,669	128,400	-0.9%
Limited Liability Companies	222,592	221,774	210,558	5.7%
Oregon Corporations	116,027	116,228	116,969	-0.8%
Other	2,847	2,862	2,922	-2.6%
Business Registry Total	468,720	468,533	458,849	2.2%



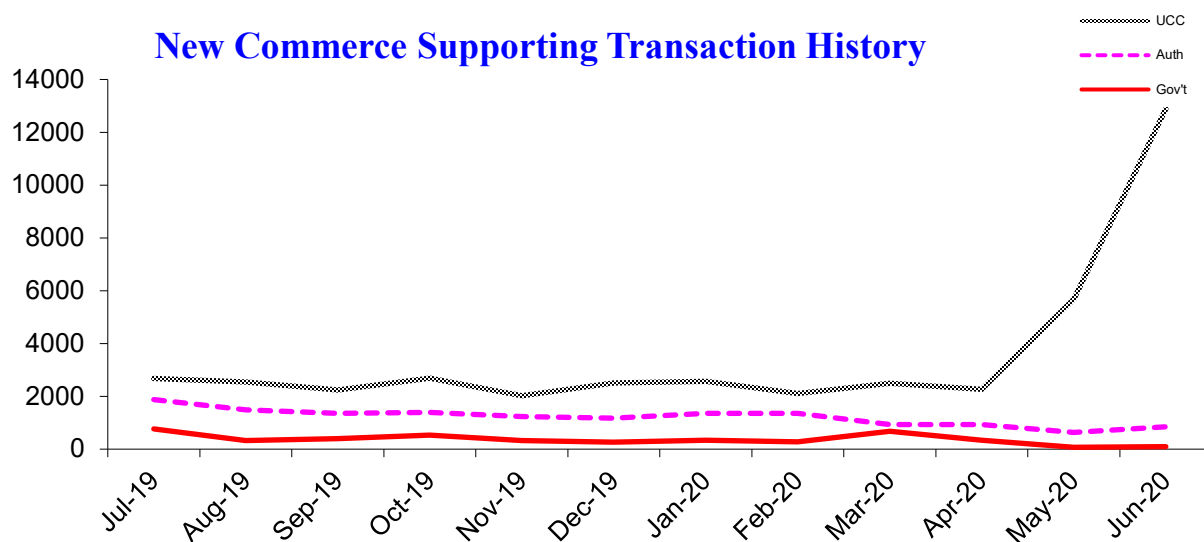
UCC & Notary Report

Monthly update from Oregon's Secretary of State Bev Clarno

New Commerce Supporting Transactions

Filing Transaction Type	Latest Month	Previous Month	12 Months Ago	Change Year Ago
Uniform Commercial Code	12,889	5,685	2,592	397.3%
Agricultural Liens (EFS, ASL, Grain, Ag produce)	47	51	71	-33.8%
Government Liens (IRS, Revenue, Employment)	93	70	522	-82.2%
Secured Transactions	13,029	5,806	3,185	309.1%
Notary Authentications for International Use	852	633	1,557	-45.3%

New Commerce Supporting Transaction History



Active Filings

Filing Transaction Type	Latest Month	Previous Month	12 Months Ago	Change Year Ago
Uniform Commercial Code	165,193	152,582	148,937	10.9%
Agricultural Liens (EFS, ASL, Grain, Ag produce)	4,142	4,174	4,081	1.5%
Government Liens (IRS, Revenue, Employment)	18,252	18,926	19,637	-7.1%
Secured Transactions	187,587	175,682	172,655	8.6%
Commissioned Notaries Public	39,091	39,098	39,658	-1.4%

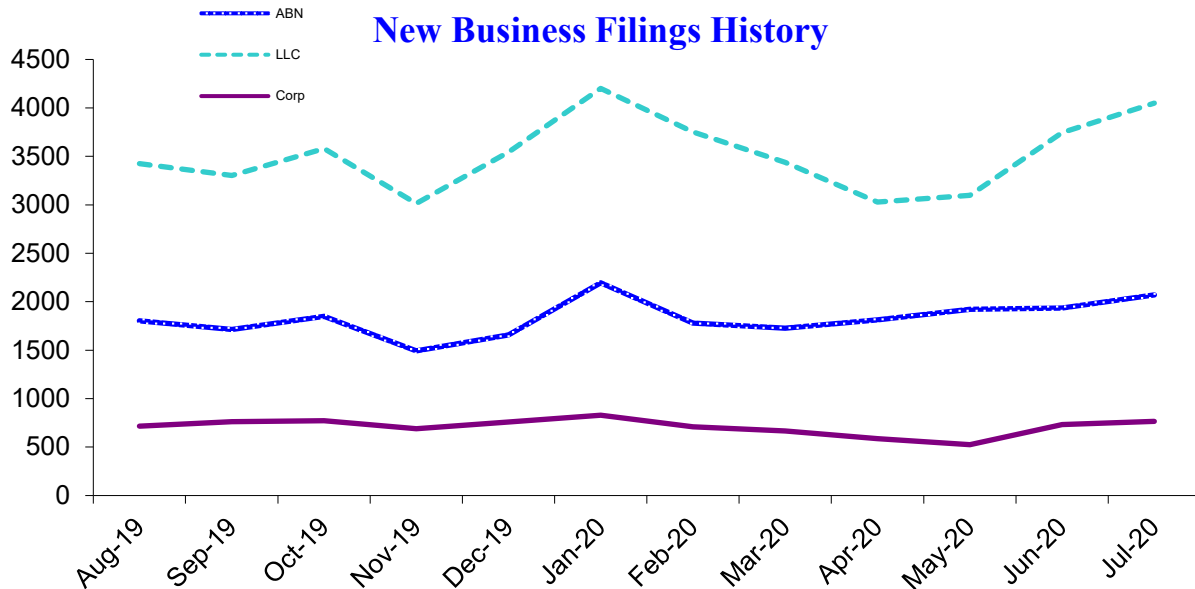


Business Report

Monthly update from Oregon's Secretary of State Bev Clarno

New Business Applications

Business Type	Latest Month	Previous Month	12 Months Ago	Change Year Ago
Assumed Business Names	2,070	1,935	1,863	11.1%
Limited Liability Companies	4,049	3,747	3,440	17.7%
New Corporations (Domestic & Foreign: Business, Nonprofit, Professional)	765	733	649	17.9%
Business Registry Total	6,884	6,415	5,952	15.7%



Active Business Filings

Business Type	Latest Month	Previous Month	12 Months Ago	Change Year Ago
Assumed Business Names	127,261	127,254	128,419	-0.9%
Limited Liability Companies	223,684	222,592	211,713	5.7%
Oregon Corporations	115,935	116,027	116,903	-0.8%
Other	2,834	2,847	2,922	-3.0%
Business Registry Total	469,714	468,720	459,957	2.1%



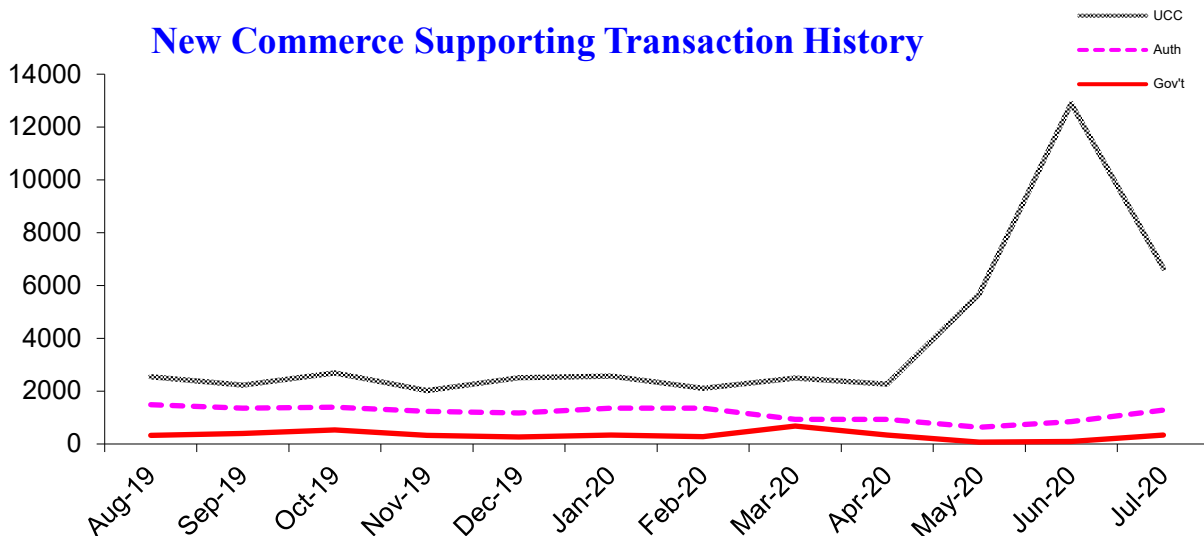
UCC & Notary Report

Monthly update from Oregon's Secretary of State Bev Clarno

New Commerce Supporting Transactions

Filing Transaction Type	Latest Month	Previous Month	12 Months Ago	Change Year Ago
Uniform Commercial Code	6,656	12,889	2,673	149.0%
Agricultural Liens (EFS, ASL, Grain, Ag produce)	48	47	63	-23.8%
Government Liens (IRS, Revenue, Employment)	343	93	766	-55.2%
Secured Transactions	7,047	13,029	3,502	101.2%
Notary Authentications for International Use	1,282	852	1,876	-31.7%

New Commerce Supporting Transaction History



Active Filings

Filing Transaction Type	Latest Month	Previous Month	12 Months Ago	Change Year Ago
Uniform Commercial Code	169,446	165,193	139,246	21.7%
Agricultural Liens (EFS, ASL, Grain, Ag produce)	4,160	4,142	4,319	-3.7%
Government Liens (IRS, Revenue, Employment)	131,872	18,252	21,655	509.0%
Secured Transactions	305,478	187,587	165,220	84.9%
Commissioned Notaries Public	39,251	39,091	39,145	0.3%

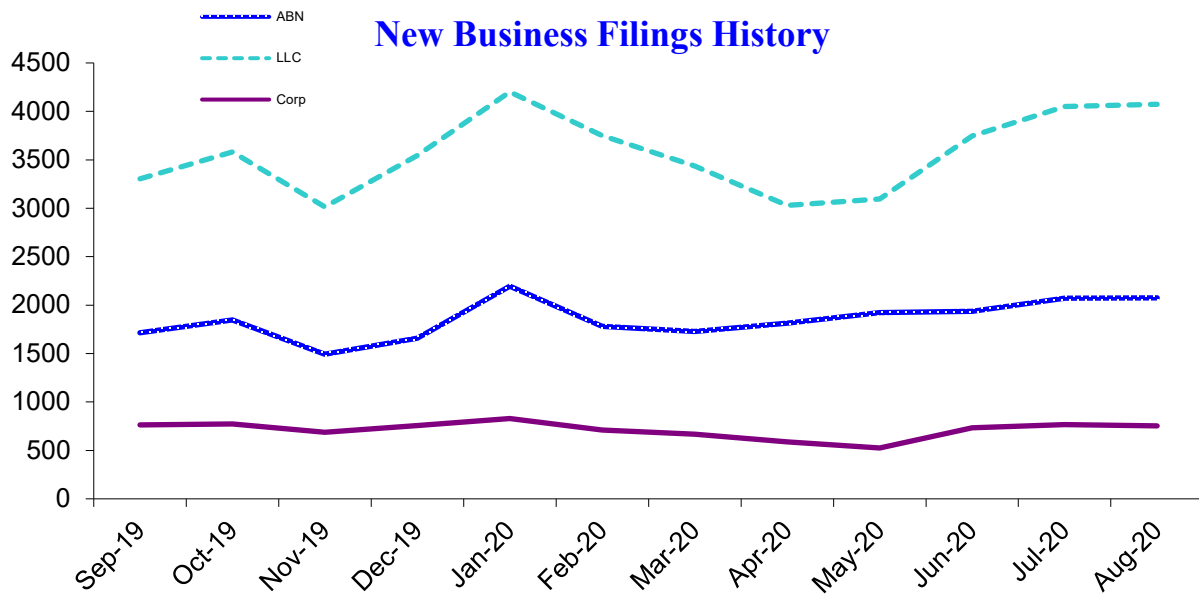


Business Report

Monthly update from Oregon's Secretary of State Bev Clarno

New Business Applications

Business Type	Latest Month	Previous Month	12 Months Ago	Change Year Ago
Assumed Business Names	2,076	2,070	1,802	15.2%
Limited Liability Companies	4,072	4,049	3,424	18.9%
New Corporations (Domestic & Foreign: Business, Nonprofit, Professional)	754	765	715	5.5%
Business Registry Total	6,902	6,884	5,941	16.2%



Active Business Filings

Business Type	Latest Month	Previous Month	12 Months Ago	Change Year Ago
Assumed Business Names	127,602	127,261	128,136	-0.4%
Limited Liability Companies	225,249	223,684	212,107	6.2%
Oregon Corporations	95,617	115,935	116,671	-18.0%
Other	2,830	2,834	2,918	-3.0%
Business Registry Total	451,298	469,714	459,832	-1.9%



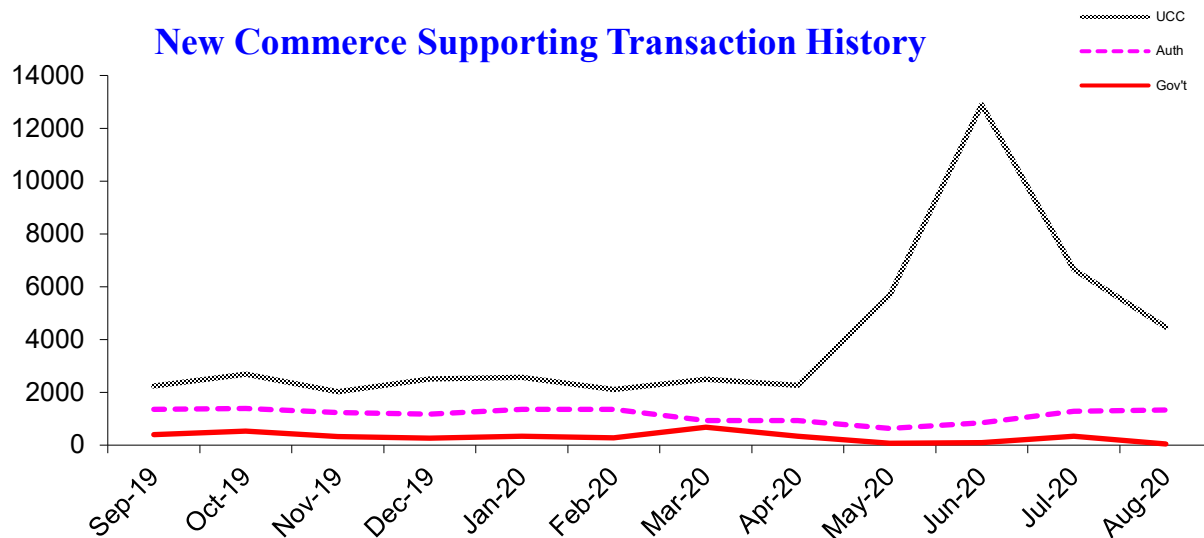
UCC & Notary Report

Monthly update from Oregon's Secretary of State Bev Clarno

New Commerce Supporting Transactions

Filing Transaction Type	Latest Month	Previous Month	12 Months Ago	Change Year Ago
Uniform Commercial Code	4,466	6,656	2,543	75.6%
Agricultural Liens (EFS, ASL, Grain, Ag produce)	59	48	71	-16.9%
Government Liens (IRS, Revenue, Employment)	44	343	331	-86.7%
Secured Transactions	4,569	7,047	2,945	55.1%
Notary Authentications for International Use	1,326	1,282	1,487	-10.8%

New Commerce Supporting Transaction History



Active Filings

Filing Transaction Type	Latest Month	Previous Month	12 Months Ago	Change Year Ago
Uniform Commercial Code	170,725	169,446	149,919	13.9%
Agricultural Liens (EFS, ASL, Grain, Ag produce)	4,125	4,160	4,070	1.4%
Government Liens (IRS, Revenue, Employment)	17,691	7,872	19,446	-9.0%
Secured Transactions	192,541	181,478	173,435	11.0%
Commissioned Notaries Public	39,186	39,251	39,104	0.2%

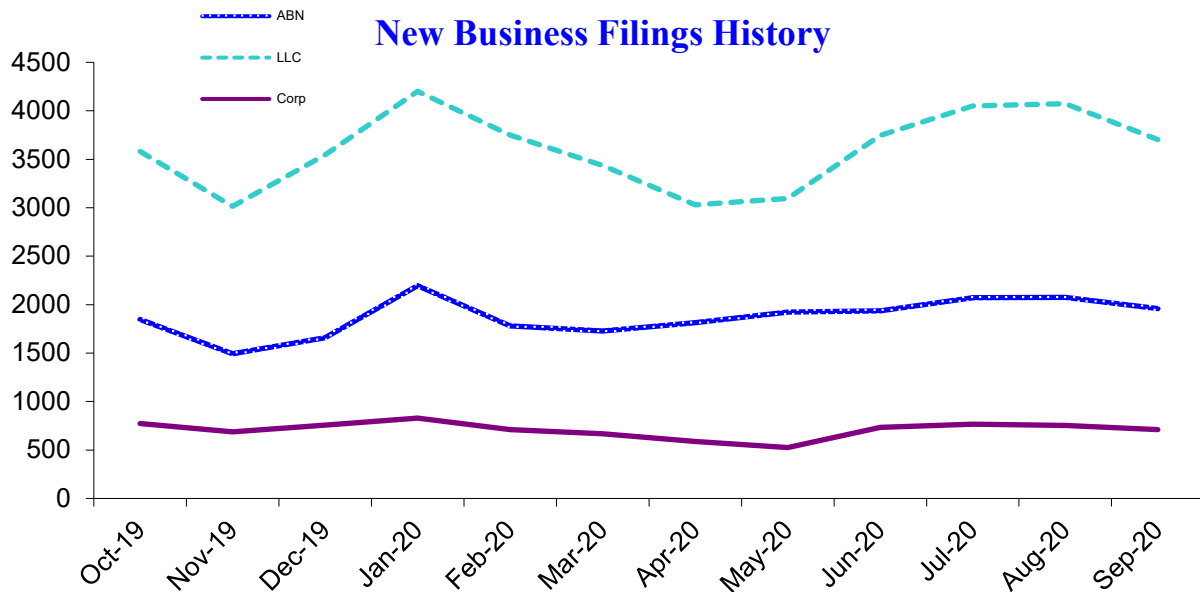


Business Report

Monthly update from Oregon's Secretary of State Bev Clarno

New Business Applications

Business Type	Latest Month	Previous Month	12 Months Ago	Change Year Ago
Assumed Business Names	1,958	2,076	1,715	14.2%
Limited Liability Companies	3,702	4,072	3,303	12.1%
New Corporations (Domestic & Foreign: Business, Nonprofit, Professional)	709	754	762	-7.0%
Business Registry Total	6,369	6,902	5,780	10.2%



Active Business Filings

Business Type	Latest Month	Previous Month	12 Months Ago	Change Year Ago
Assumed Business Names	127,945	127,602	128,143	-0.2%
Limited Liability Companies	226,953	225,249	213,362	6.4%
Oregon Corporations	116,512	115,996	116,843	-0.3%
Other	2,839	2,830	2,920	-2.8%
Business Registry Total	474,249	471,677	461,268	2.8%



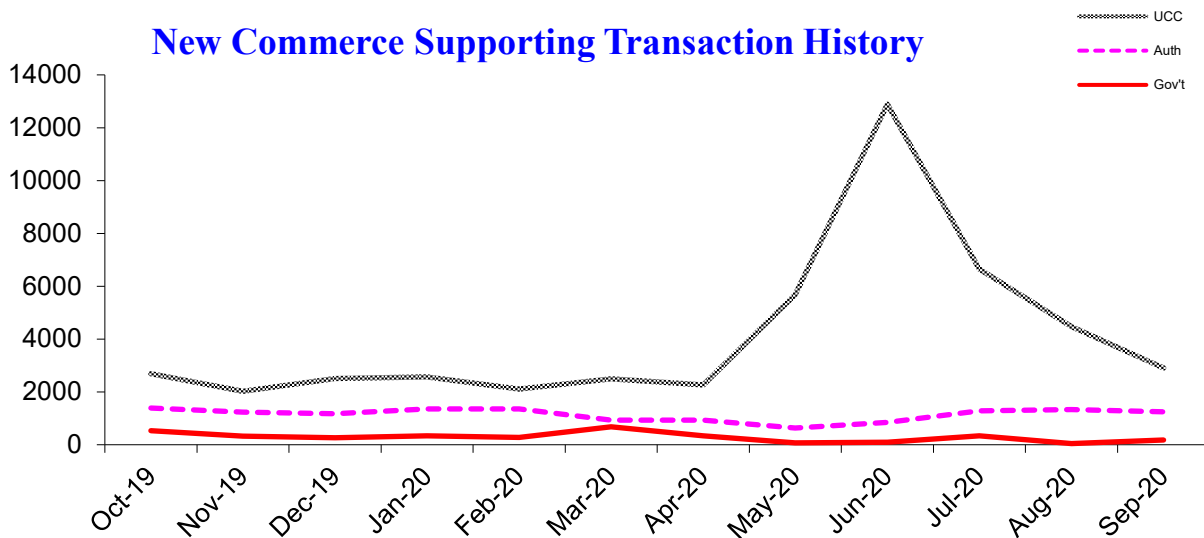
UCC & Notary Report

Monthly update from Oregon's Secretary of State Bev Clarno

New Commerce Supporting Transactions

Filing Transaction Type	Latest Month	Previous Month	12 Months Ago	Change Year Ago
Uniform Commercial Code	2,908	4,466	2,235	30.1%
Agricultural Liens (EFS, ASL, Grain, Ag produce)	51	59	56	-8.9%
Government Liens (IRS, Revenue, Employment)	186	44	394	-52.8%
Secured Transactions	3,145	4,569	2,685	17.1%
Notary Authentications for International Use	1,241	1,326	1,356	-8.5%

New Commerce Supporting Transaction History



Active Filings

Filing Transaction Type	Latest Month	Previous Month	12 Months Ago	Change Year Ago
Uniform Commercial Code	171,481	170,725	150,265	14.1%
Agricultural Liens (EFS, ASL, Grain, Ag produce)	4,103	4,125	4,075	0.7%
Government Liens (IRS, Revenue, Employment)	17,462	17,691	19,422	-10.1%
Secured Transactions	193,046	192,541	173,762	11.1%
Commissioned Notaries Public	39,185	39,186	39,479	-0.7%

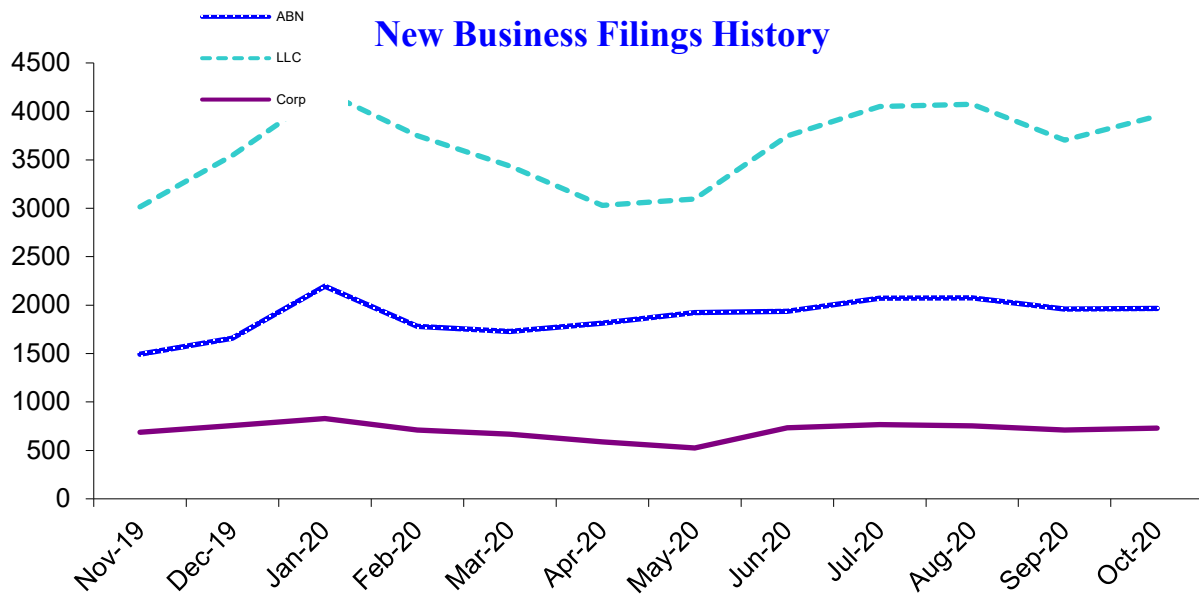


Business Report

Monthly update from Oregon's Secretary of State Bev Clarno

New Business Applications

Business Type	Latest Month	Previous Month	12 Months Ago	Change Year Ago
Assumed Business Names	1,967	1,958	1,848	6.4%
Limited Liability Companies	3,951	3,702	3,581	10.3%
New Corporations (Domestic & Foreign: Business, Nonprofit, Professional)	729	709	773	-5.7%
Business Registry Total	6,647	6,369	6,202	7.2%



Active Business Filings

Business Type	Latest Month	Previous Month	12 Months Ago	Change Year Ago
Assumed Business Names	128,190	127,945	128,419	-0.2%
Limited Liability Companies	228,395	226,953	211,713	7.9%
Oregon Corporations	116,035	116,512	116,903	-0.7%
Other	2,836	2,839	2,922	-2.9%
Business Registry Total	475,456	474,249	459,957	3.4%



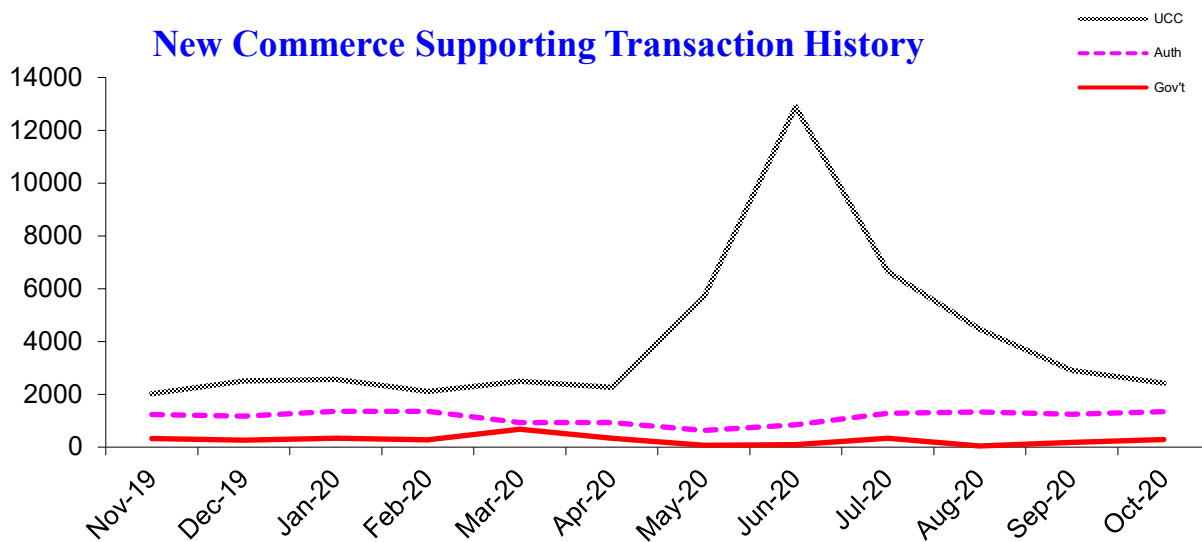
UCC & Notary Report

Monthly update from Oregon's Secretary of State Bev Clarno

New Commerce Supporting Transactions

Filing Transaction Type	Latest Month	Previous Month	12 Months Ago	Change Year Ago
Uniform Commercial Code	2,424	2,908	2,688	-9.8%
Agricultural Liens (EFS, ASL, Grain, Ag produce)	45	51	92	-51.1%
Government Liens (IRS, Revenue, Employment)	293	186	537	-45.4%
Secured Transactions	2,762	3,145	3,317	-16.7%
Notary Authentications for International Use	1,348	1,241	1,389	-3.0%

New Commerce Supporting Transaction History



Active Filings

Filing Transaction Type	Latest Month	Previous Month	12 Months Ago	Change Year Ago
Uniform Commercial Code	171,699	171,481	150,470	14.1%
Agricultural Liens (EFS, ASL, Grain, Ag produce)	4,077	4,103	4,092	-0.4%
Government Liens (IRS, Revenue, Employment)	17,294	17,462	18,833	-8.2%
Secured Transactions	193,070	193,046	173,395	11.3%
Commissioned Notaries Public	39,145	39,185	39,354	-0.5%
Active RON Notaries	131	124	--	--
Active IPEN Notaries	21	39	--	--

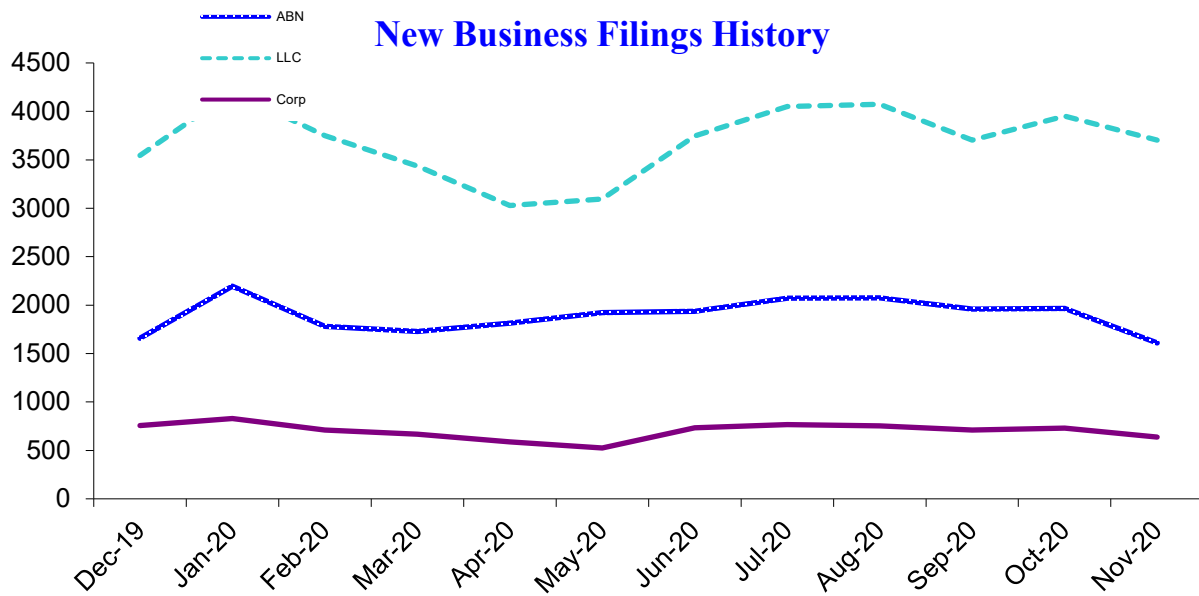


Business Report

Monthly update from Oregon's Secretary of State Bev Clarno

New Business Applications

Business Type	Latest Month	Previous Month	12 Months Ago	Change Year Ago
Assumed Business Names	1,610	1,967	1,493	7.8%
Limited Liability Companies	3,704	3,951	3,014	22.9%
New Corporations (Domestic & Foreign: Business, Nonprofit, Professional)	638	729	688	-7.3%
Business Registry Total	5,952	6,647	5,195	14.6%



Active Business Filings

Business Type	Latest Month	Previous Month	12 Months Ago	Change Year Ago
Assumed Business Names	128,207	128,190	127,503	0.6%
Limited Liability Companies	230,593	228,395	215,326	7.1%
Oregon Corporations	115,949	116,035	116,779	-0.7%
Other	2,837	2,836	2,897	-2.1%
Business Registry Total	477,586	475,456	462,505	3.3%



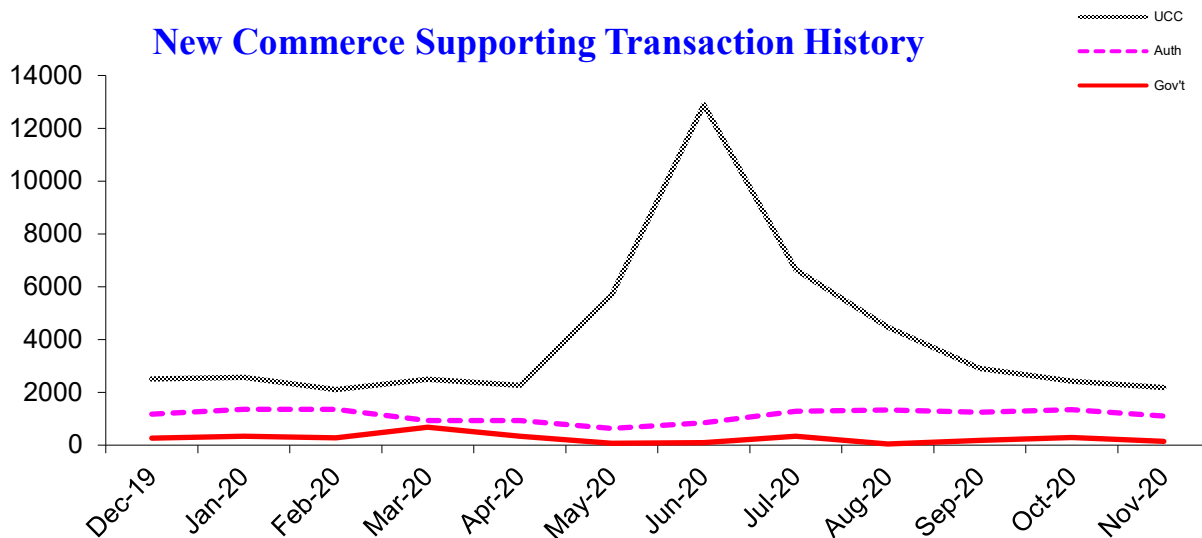
UCC & Notary Report

Monthly update from Oregon's Secretary of State Bev Clarno

New Commerce Supporting Transactions

Filing Transaction Type	Latest Month	Previous Month	12 Months Ago	Change Year Ago
Uniform Commercial Code	2,178	2,424	2,022	7.7%
Agricultural Liens (EFS, ASL, Grain, Ag produce)	39	45	57	-31.6%
Government Liens (IRS, Revenue, Employment)	145	293	321	-54.8%
Secured Transactions	2,362	2,762	2,400	-1.6%
Notary Authentications for International Use	1,099	1,348	1,230	-10.7%

New Commerce Supporting Transaction History



Active Filings

Filing Transaction Type	Latest Month	Previous Month	12 Months Ago	Change Year Ago
Uniform Commercial Code	171,990	171,699	150,890	14.0%
Agricultural Liens (EFS, ASL, Grain, Ag produce)	4,068	4,077	4,098	-0.7%
Government Liens (IRS, Revenue, Employment)	17,236	17,294	19,413	-11.2%
Secured Transactions	193,294	193,070	174,401	10.8%
Commissioned Notaries Public	39,144	39,145	39,441	-0.8%
Active RON Notaries	131	124	--	--
Active IPEN Notaries	21	39	--	--

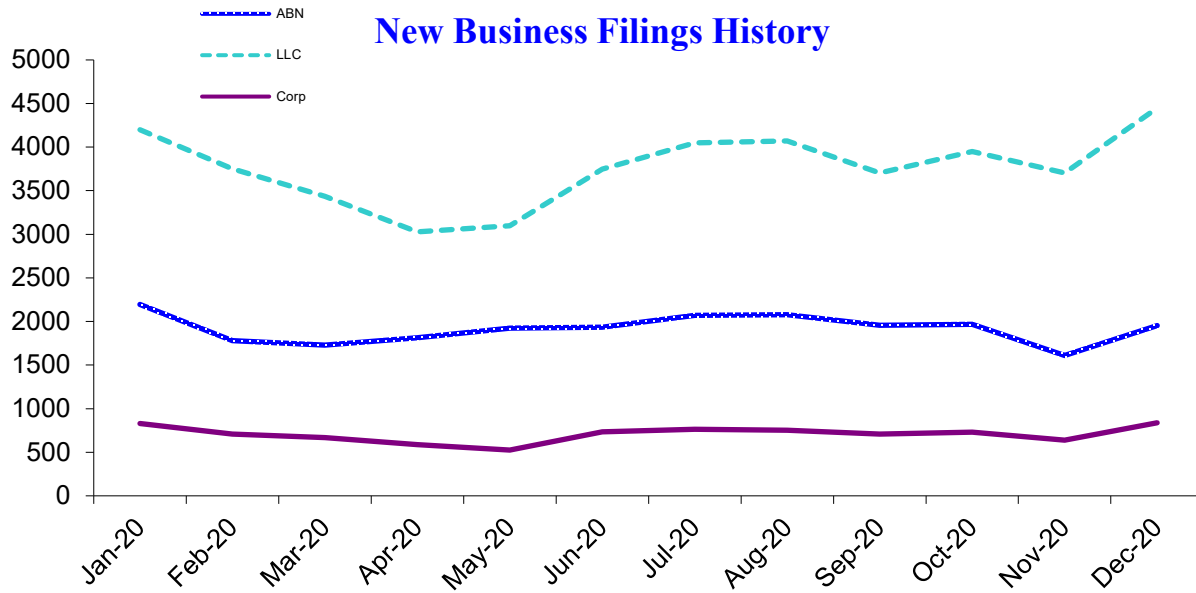


Business Report

Monthly update from Oregon's Secretary of State Bev Clarno

New Business Applications

Business Type	Latest Month	Previous Month	12 Months Ago	Change Year Ago
Assumed Business Names	1,951	1,610	1,659	17.6%
Limited Liability Companies	4,448	3,704	3,545	25.5%
New Corporations (Domestic & Foreign: Business, Nonprofit, Professional)	838	638	758	10.6%
Business Registry Total	7,237	5,952	5,962	21.4%



Active Business Filings

Business Type	Latest Month	Previous Month	12 Months Ago	Change Year Ago
Assumed Business Names	128,349	128,207	127,614	0.6%
Limited Liability Companies	232,754	230,593	216,611	7.5%
Oregon Corporations	115,975	115,949	115,820	0.1%
Other	2,804	2,837	2,892	-3.0%
Business Registry Total	479,882	477,586	462,937	3.7%



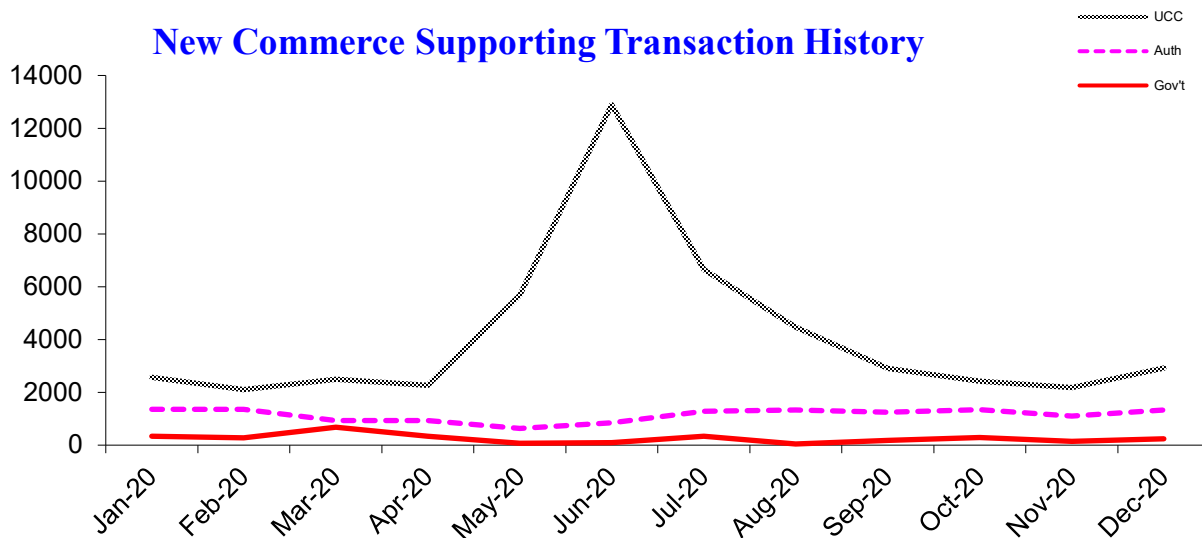
UCC & Notary Report

Monthly update from Oregon's Secretary of State Bev Clarno

New Commerce Supporting Transactions

Filing Transaction Type	Latest Month	Previous Month	12 Months Ago	Change Year Ago
Uniform Commercial Code	2,915	2,178	2,508	16.2%
Agricultural Liens (EFS, ASL, Grain, Ag produce)	58	39	92	-37.0%
Government Liens (IRS, Revenue, Employment)	240	145	263	-8.7%
Secured Transactions	3,213	2,362	2,863	12.2%
Notary Authentications for International Use	1,336	1,099	1,171	14.1%

New Commerce Supporting Transaction History



Active Filings

Filing Transaction Type	Latest Month	Previous Month	12 Months Ago	Change Year Ago
Uniform Commercial Code	172,544	171,990	151,199	14.1%
Agricultural Liens (EFS, ASL, Grain, Ag produce)	4,026	4,068	4,103	-1.9%
Government Liens (IRS, Revenue, Employment)	17,062	17,236	19,197	-11.1%
Secured Transactions	193,632	193,294	174,499	11.0%
Commissioned Notaries Public	39,143	39,144	39,593	-1.1%
Active RON Notaries	131	124	--	--
Active IPEN Notaries	21	39	--	--