

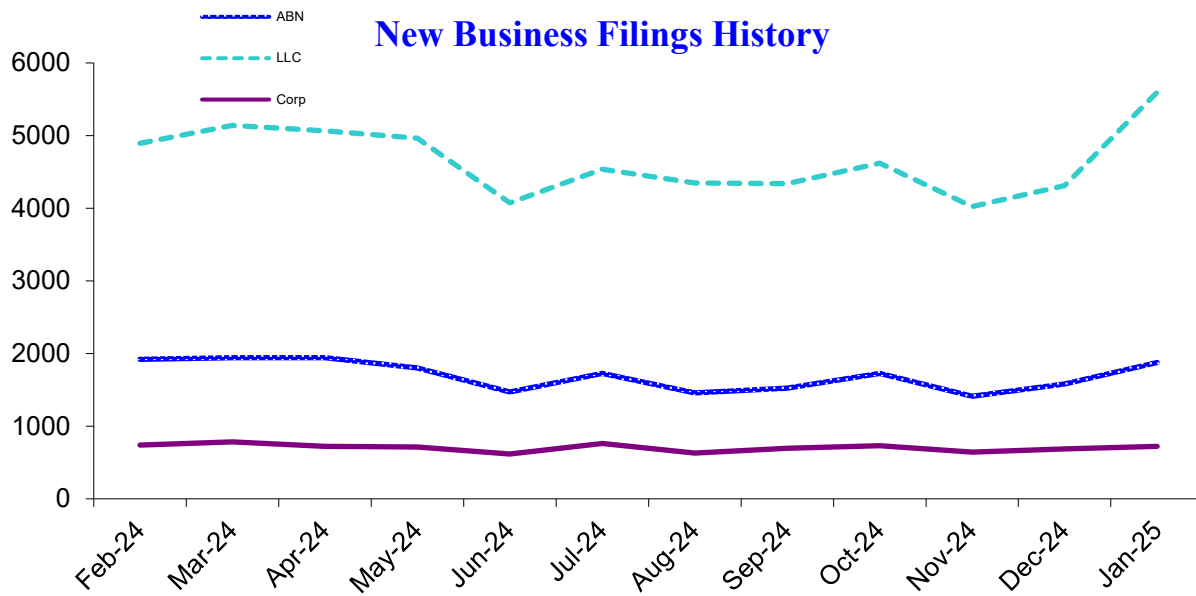


Business Report

Monthly update from Oregon's Secretary of State Tobias Read

New Business Applications

Business Type	Latest Month	Previous Month	12 Months Ago	Change Year Ago
Assumed Business Names	1,878	1,582	1,976	-5.0%
Limited Liability Companies	5,596	4,311	5,141	8.9%
Corporations (Domestic & Foreign: Business, Nonprofit, Professional)	721	686	752	-4.1%
Business Registry Total	8,195	6,579	7,869	4.1%



Active Business Filings

Business Type	Latest Month	Previous Month	12 Months Ago	Change Year Ago
Assumed Business Names	116,046	116,182	118,907	-2.4%
Limited Liability Companies	298,838	296,777	285,647	4.6%
Corporations	114,842	115,025	116,114	-1.1%
Other	2,733	2,746	2,764	-1.1%
Business Registry Total	532,459	530,730	523,432	1.7%



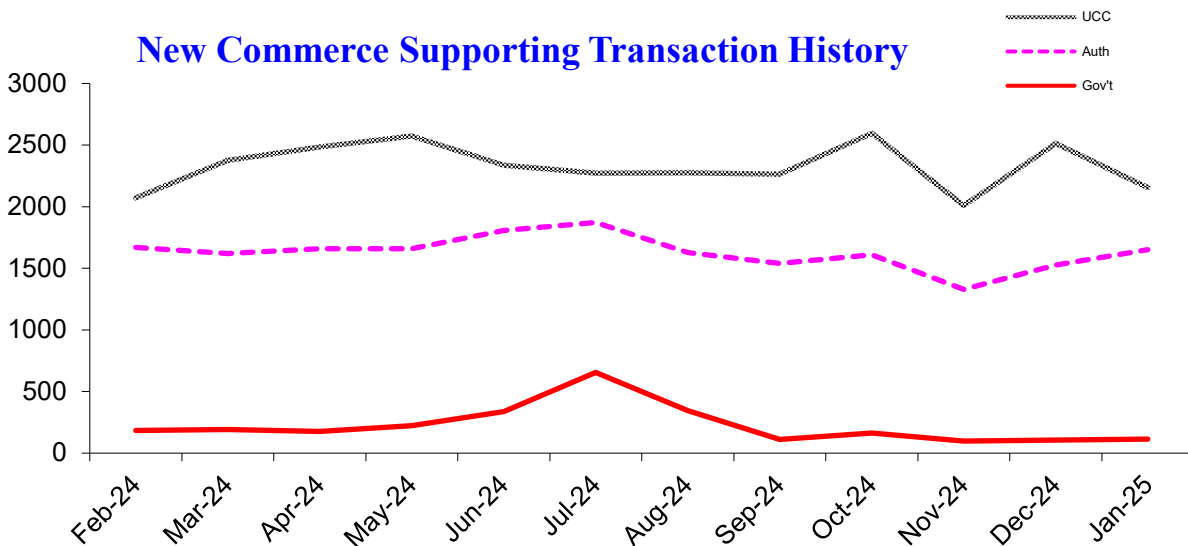
UCC & Notary Report

Monthly update from Oregon's Secretary of State Tobias Read

New Commerce Supporting Transactions

Filing Transaction Type	Latest Month	Previous Month	12 Months Ago	Change Year Ago
Uniform Commercial Code	2,156	2,514	2,003	7.6%
Agricultural Liens (EFS, ASL, Grain, Ag produce)	42	35	32	31.3%
Government Liens (IRS, Revenue, Employment)	114	105	184	-38.0%
Secured Transactions	2,312	2,654	2,219	4.2%
Notary Authentications for International Use	1,650	1,526	1,314	25.6%

New Commerce Supporting Transaction History



Active Filings

Filing Transaction Type	Latest Month	Previous Month	12 Months Ago	Change Year Ago
Uniform Commercial Code	138,938	184,187	183,754	-24.4%
Agricultural Liens (EFS, ASL, Grain, Ag produce)	3,234	3,232	3,308	-2.2%
Government Liens (IRS, Revenue, Employment)	11,305	11,384	11,961	-5.5%
Secured Transactions	153,477	198,803	199,023	-22.9%
Commissioned Notaries Public	38,445	38,756	39,275	-2.1%
Active RON Notaries	802	797	695	14.7%
Active IPEN Notaries	111	110	91	20.9%

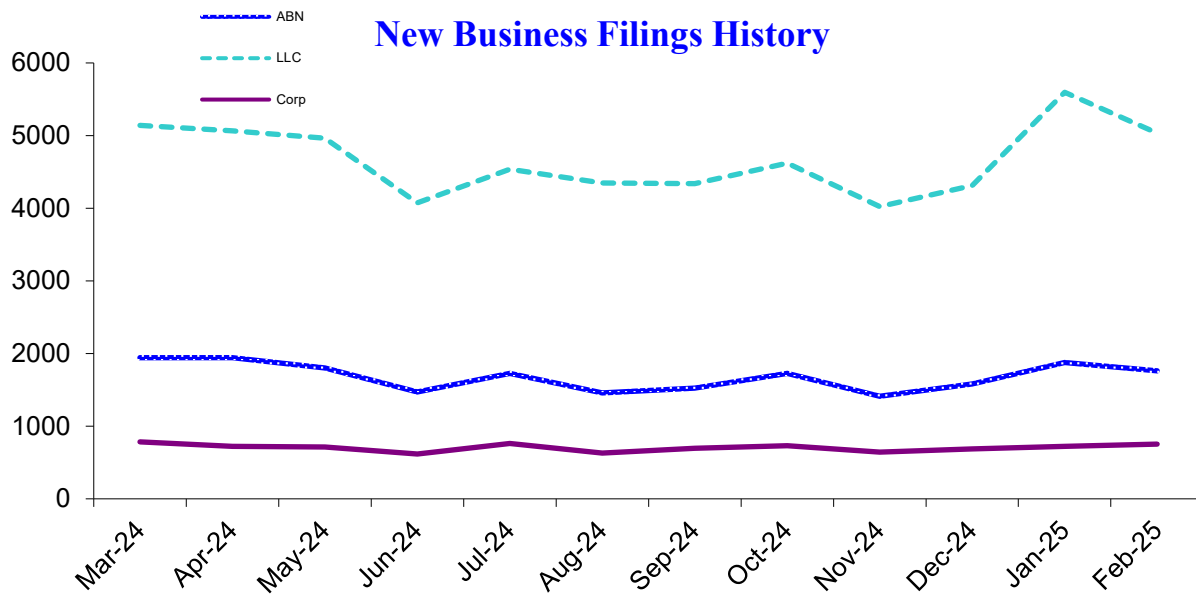


Business Report

Monthly update from Oregon's Secretary of State Tobia Read

New Business Applications

Business Type	Latest Month	Previous Month	12 Months Ago	Change Year Ago
Assumed Business Names	1,763	1,878	1,919	-8.1%
Limited Liability Companies	5,034	5,596	4,892	2.9%
Corporations (Domestic & Foreign: Business, Nonprofit, Professional)	754	721	738	2.2%
Business Registry Total	7,551	8,195	7,549	0.0%



Active Business Filings

Business Type	Latest Month	Previous Month	12 Months Ago	Change Year Ago
Assumed Business Names	116,623	116,046	118,890	-1.9%
Limited Liability Companies	301,427	298,838	287,861	4.7%
Corporations	114,972	114,842	115,955	-0.8%
Other	2,730	2,733	2,776	-1.7%
Business Registry Total	535,752	532,459	525,482	2.0%



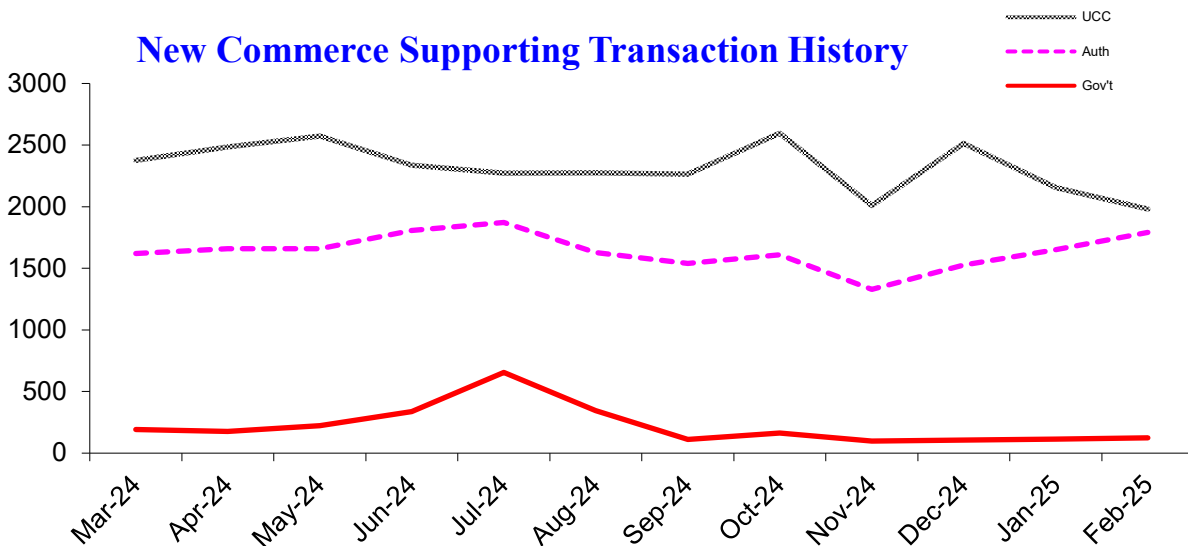
UCC & Notary Report

Monthly update from Oregon's Secretary of State Tobias Read

New Commerce Supporting Transactions

Filing Transaction Type	Latest Month	Previous Month	12 Months Ago	Change Year Ago
Uniform Commercial Code	1,981	2,156	2,073	-4.4%
Agricultural Liens (EFS, ASL, Grain, Ag produce)	43	42	30	43.3%
Government Liens (IRS, Revenue, Employment)	123	114	183	-32.8%
Secured Transactions	2,147	2,312	2,286	-6.1%
Notary Authentications for International Use	1,791	1,650	1,670	7.2%

New Commerce Supporting Transaction History



Active Filings

Filing Transaction Type	Latest Month	Previous Month	12 Months Ago	Change Year Ago
Uniform Commercial Code	183,931	138,938	183,932	0.0%
Agricultural Liens (EFS, ASL, Grain, Ag produce)	3,223	3,234	3,290	-2.0%
Government Liens (IRS, Revenue, Employment)	11,338	11,305	11,977	-5.3%
Secured Transactions	198,492	153,477	199,199	-0.4%
Commissioned Notaries Public	38,481	38,445	39,269	-2.0%
Active RON Notaries	802	797	719	10.8%
Active IPEN Notaries	111	110	96	14.6%

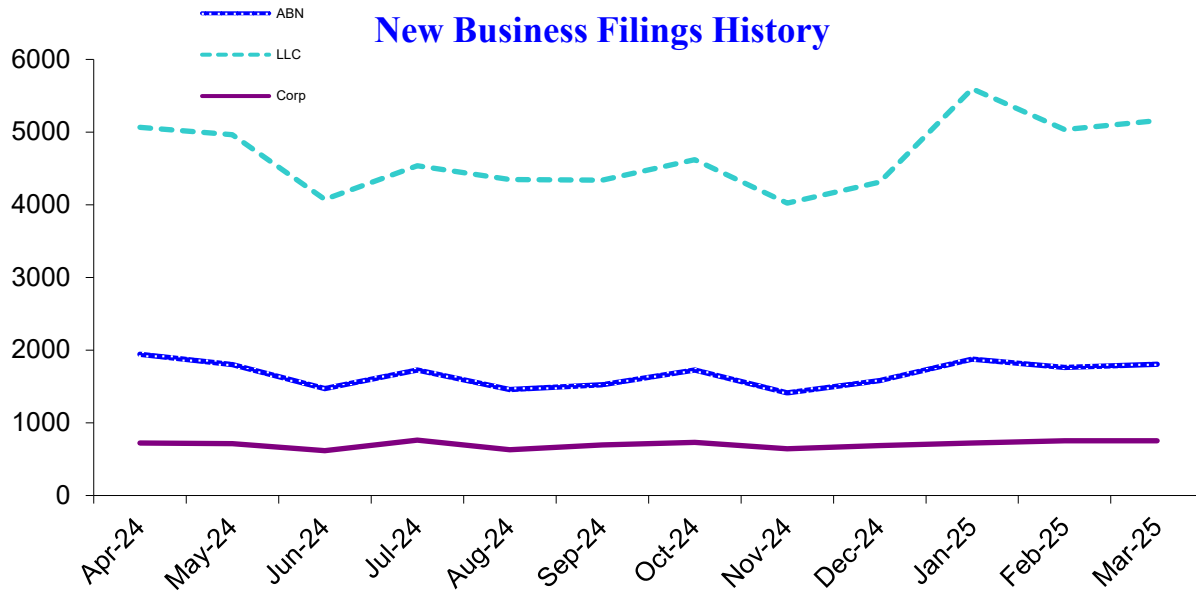


Business Report

Monthly update from Oregon's Secretary of State Tobias Read

New Business Applications

Business Type	Latest Month	Previous Month	12 Months Ago	Change Year Ago
Assumed Business Names	1,804	1,763	1,941	-7.1%
Limited Liability Companies	5,158	5,034	5,142	0.3%
Corporations (Domestic & Foreign: Business, Nonprofit, Professional)	754	754	784	-3.8%
Business Registry Total	7,716	7,551	7,867	-1.9%



Active Business Filings

Business Type	Latest Month	Previous Month	12 Months Ago	Change Year Ago
Assumed Business Names	115,826	116,623	118,559	-2.3%
Limited Liability Companies	301,919	301,427	288,774	4.6%
Corporations	114,626	114,972	115,757	-1.0%
Other	2,717	2,730	2,773	-2.0%
Business Registry Total	535,088	535,752	525,863	1.8%



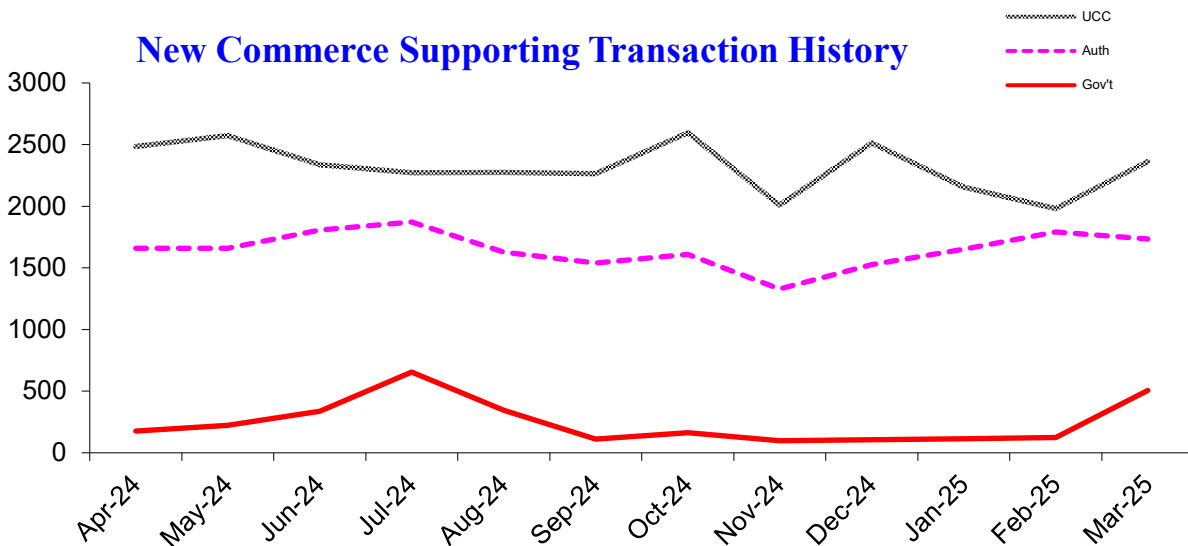
UCC & Notary Report

Monthly update from Oregon's Secretary of State Tobias Read

New Commerce Supporting Transactions

Filing Transaction Type	Latest Month	Previous Month	12 Months Ago	Change Year Ago
Uniform Commercial Code	2,362	1,981	2,376	-0.6%
Agricultural Liens (EFS, ASL, Grain, Ag produce)	41	43	44	-6.8%
Government Liens (IRS, Revenue, Employment)	507	123	193	162.7%
Secured Transactions	2,910	2,147	2,613	11.4%
Notary Authentications for International Use	1,735	1,791	1,621	7.0%

New Commerce Supporting Transaction History



Active Filings

Filing Transaction Type	Latest Month	Previous Month	12 Months Ago	Change Year Ago
Uniform Commercial Code	183,952	183,931	184,138	-0.1%
Agricultural Liens (EFS, ASL, Grain, Ag produce)	3,138	3,223	3,268	-4.0%
Government Liens (IRS, Revenue, Employment)	11,188	11,338	11,971	-6.5%
Secured Transactions	198,278	198,492	199,377	-0.6%
Commissioned Notaries Public	38,270	38,481	39,474	-3.1%
Active RON Notaries	802	797	719	10.8%
Active IPEN Notaries	111	110	105	4.8%

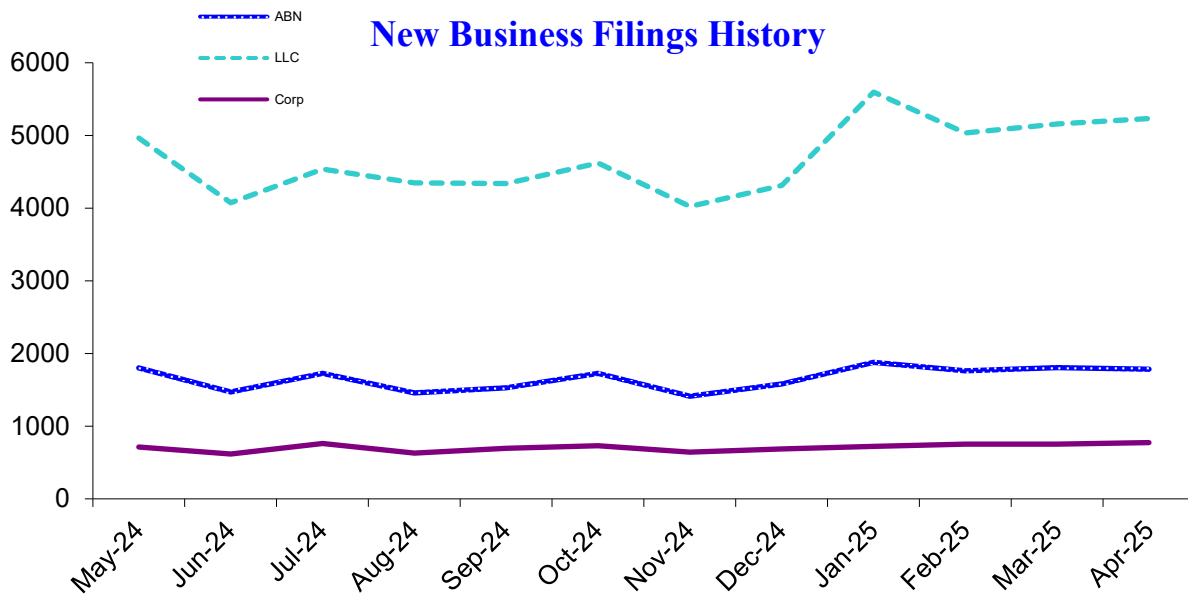


Business Report

Monthly update from Oregon's Secretary of State Tobias Read

New Business Applications

Business Type	Latest Month	Previous Month	12 Months Ago	Change Year Ago
Assumed Business Names	1,784	1,804	1,943	-8.2%
Limited Liability Companies	5,232	5,158	5,064	3.3%
Corporations (Domestic & Foreign: Business, Nonprofit, Professional)	774	754	724	6.9%
Business Registry Total	7,790	7,716	7,731	0.8%



Active Business Filings

Business Type	Latest Month	Previous Month	12 Months Ago	Change Year Ago
Assumed Business Names	115,506	115,826	118,339	-2.4%
Limited Liability Companies	303,689	301,919	289,557	4.9%
Corporations	114,763	114,626	115,588	-0.7%
Other	2,710	2,717	2,770	-2.2%
Business Registry Total	536,668	535,088	526,254	2.0%



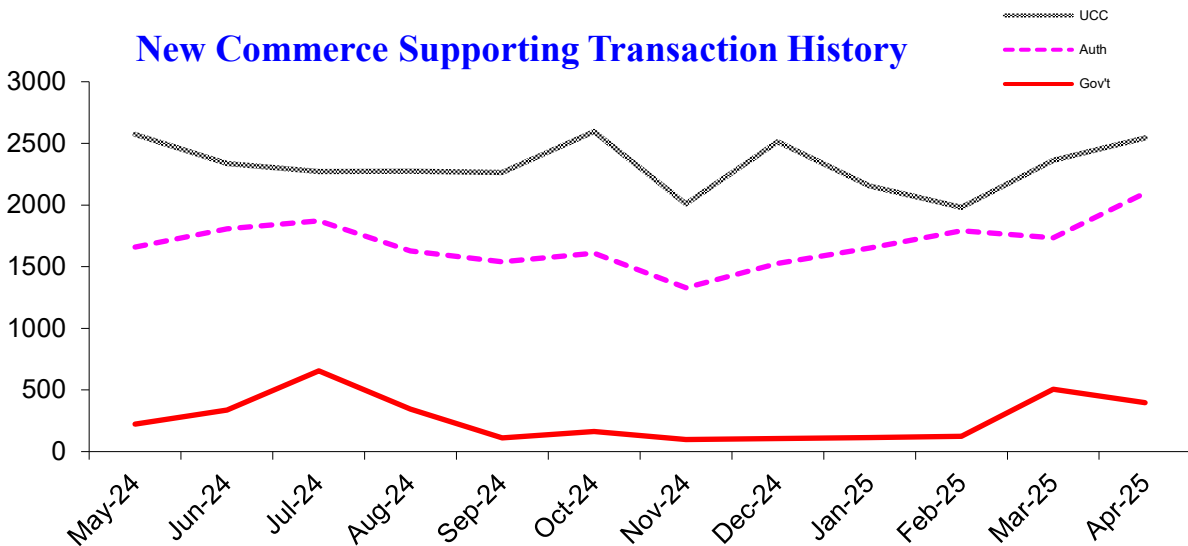
UCC & Notary Report

Monthly update from Oregon's Secretary of State Tobias Read

New Commerce Supporting Transactions

Filing Transaction Type	Latest Month	Previous Month	12 Months Ago	Change Year Ago
Uniform Commercial Code	2,545	2,362	2,484	2.5%
Agricultural Liens (EFS, ASL, Grain, Ag produce)	54	41	65	-16.9%
Government Liens (IRS, Revenue, Employment)	397	507	175	126.9%
Secured Transactions	2,996	2,910	2,724	10.0%
Notary Authentications for International Use	2,097	1,735	1,658	26.5%

New Commerce Supporting Transaction History



Active Filings

Filing Transaction Type	Latest Month	Previous Month	12 Months Ago	Change Year Ago
Uniform Commercial Code	184,095	183,952	184,290	-0.1%
Agricultural Liens (EFS, ASL, Grain, Ag produce)	3,215	3,138	3,268	-1.6%
Government Liens (IRS, Revenue, Employment)	11,088	11,188	11,876	-6.6%
Secured Transactions	198,398	198,278	199,434	-0.5%
Commissioned Notaries Public	38,150	38,270	29,549	29.1%
Active RON Notaries	802	797	719	10.8%
Active IPEN Notaries	111	110	107	2.8%

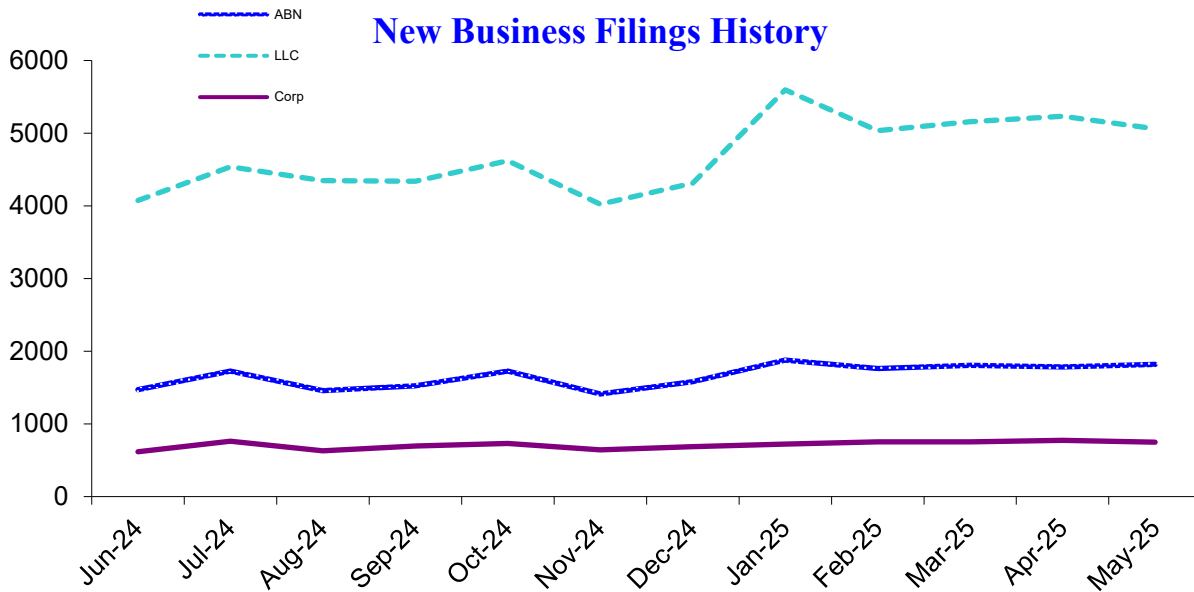


Business Report

Monthly update from Oregon's Secretary of State Tobias Read

New Business Applications

Business Type	Latest Month	Previous Month	12 Months Ago	Change Year Ago
Assumed Business Names	1,820	1,784	1,800	1.1%
Limited Liability Companies	5,061	5,232	4,962	2.0%
Corporations (Domestic & Foreign: Business, Nonprofit, Professional)	750	774	712	5.3%
Business Registry Total	7,631	7,790	7,474	2.1%



Active Business Filings

Business Type	Latest Month	Previous Month	12 Months Ago	Change Year Ago
Assumed Business Names	114,997	115,506	118,088	-2.6%
Limited Liability Companies	303,959	303,689	290,380	4.7%
Corporations	114,589	114,763	115,515	-0.8%
Other	2,709	2,710	2,773	-2.3%
Business Registry Total	536,254	536,668	526,756	1.8%

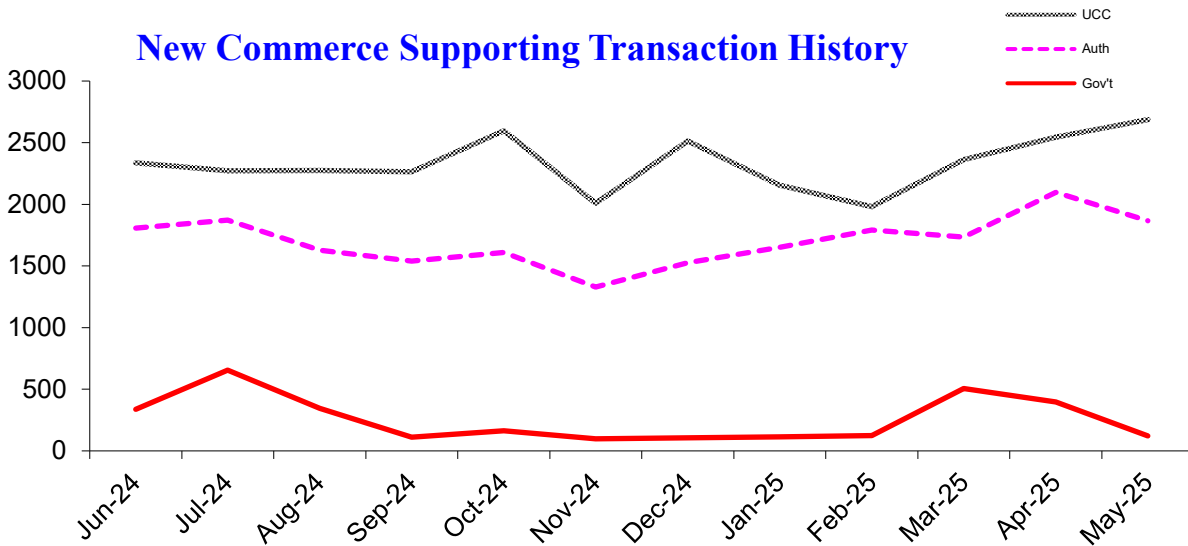


UCC & Notary Report

Monthly update from Oregon's Secretary of State Tobias Read

New Commerce Supporting Transactions

Filing Transaction Type	Latest Month	Previous Month	12 Months Ago	Change Year Ago
Uniform Commercial Code	2,687	2,545	2,573	4.4%
Agricultural Liens (EFS, ASL, Grain, Ag produce)	53	54	71	-25.4%
Government Liens (IRS, Revenue, Employment)	121	397	224	-46.0%
Secured Transactions	2,861	2,996	2,868	-0.2%
Notary Authentications for International Use	1,867	2,097	1,660	12.5%



Active Filings

Filing Transaction Type	Latest Month	Previous Month	12 Months Ago	Change Year Ago
Uniform Commercial Code	180,925	184,095	184,358	-1.9%
Agricultural Liens (EFS, ASL, Grain, Ag produce)	3,191	3,215	3,258	-2.1%
Government Liens (IRS, Revenue, Employment)	11,008	11,088	11,872	-7.3%
Secured Transactions	195,124	198,398	199,488	-2.2%
Commissioned Notaries Public	38,075	38,150	39,523	-3.7%
Active RON Notaries	955	916	719	27.4%
Active IPEN Notaries	131	124	108	14.8%

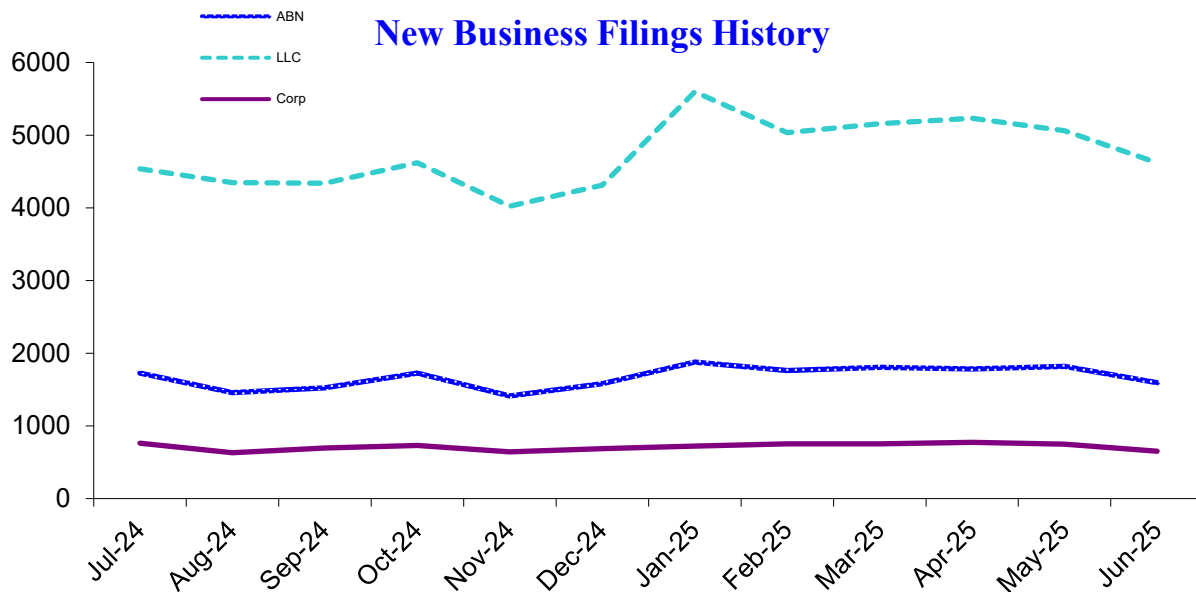


Business Report

Monthly update from Oregon's Secretary of State Tobias Read

New Business Applications

Business Type	Latest Month	Previous Month	12 Months Ago	Change Year Ago
Assumed Business Names	1,596	1,820	1,470	8.6%
Limited Liability Companies	4,619	5,061	4,075	13.3%
Corporations (Domestic & Foreign: Business, Nonprofit, Professional)	650	750	617	5.3%
Business Registry Total	6,865	7,631	6,162	11.4%



Active Business Filings

Business Type	Latest Month	Previous Month	12 Months Ago	Change Year Ago
Assumed Business Names	114,575	114,997	114,711	-0.1%
Limited Liability Companies	305,425	303,959	291,057	4.9%
Corporations	114,401	114,589	115,377	-0.8%
Other	2,717	2,709	2,776	-2.1%
Business Registry Total	537,118	536,254	523,921	2.5%

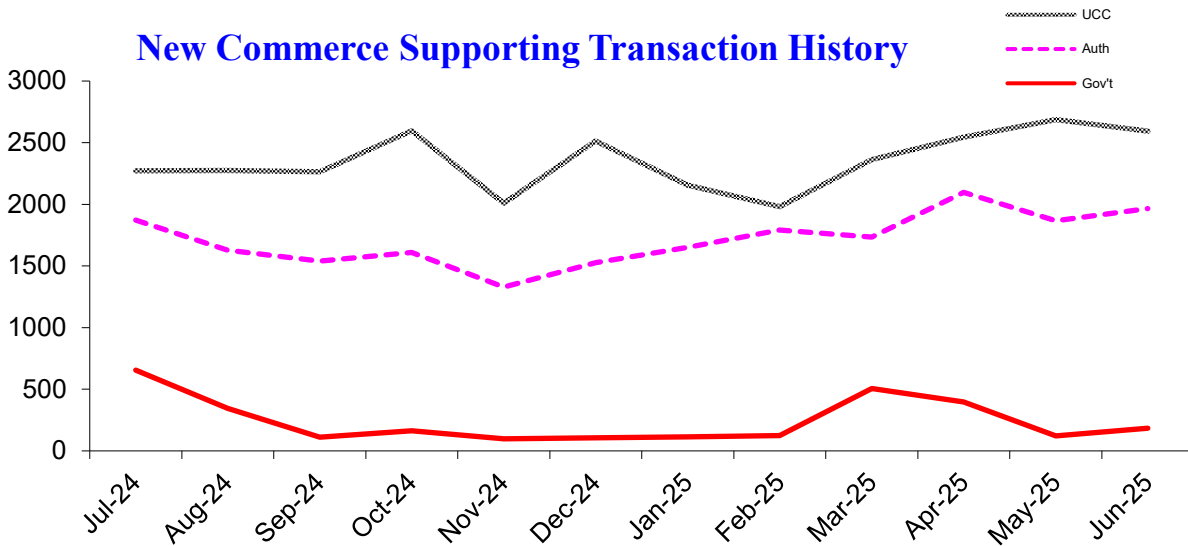


UCC & Notary Report

Monthly update from Oregon's Secretary of State Tobias Read

New Commerce Supporting Transactions

Filing Transaction Type	Latest Month	Previous Month	12 Months Ago	Change Year Ago
Uniform Commercial Code	2,595	2,687	2,336	11.1%
Agricultural Liens (EFS, ASL, Grain, Ag produce)	43	53	42	2.4%
Government Liens (IRS, Revenue, Employment)	184	121	336	-45.2%
Secured Transactions	2,822	2,861	2,714	4.0%
Notary Authentications for International Use	1,966	1,867	1,808	8.7%



Active Filings

Filing Transaction Type	Latest Month	Previous Month	12 Months Ago	Change Year Ago
Uniform Commercial Code	180,100	180,925	184,250	-2.3%
Agricultural Liens (EFS, ASL, Grain, Ag produce)	3,190	3,191	3,267	-2.4%
Government Liens (IRS, Revenue, Employment)	10,277	11,008	11,795	-12.9%
Secured Transactions	193,567	195,124	199,312	-2.9%
Commissioned Notaries Public	37,661	38,075	39,459	-4.6%
Active RON Notaries	978	955	797	19.8%
Active IPEN Notaries	134	131	110	19.1%

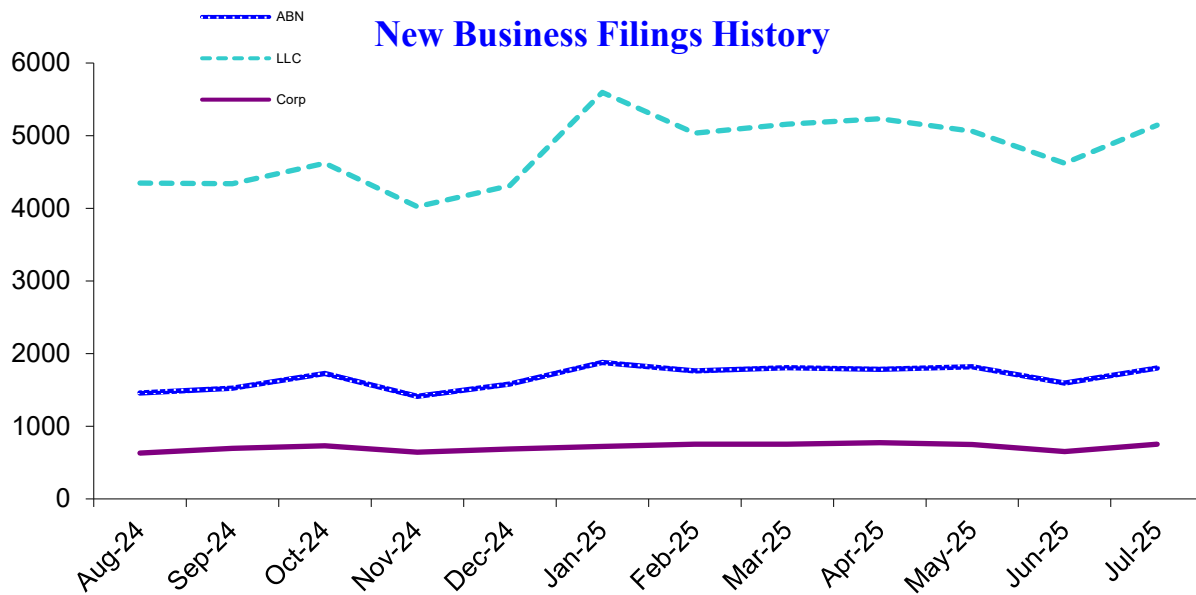


Business Report

Monthly update from Oregon's Secretary of State Tobias Read

New Business Applications

Business Type	Latest Month	Previous Month	12 Months Ago	Change Year Ago
Assumed Business Names	1,801	1,596	1,725	4.4%
Limited Liability Companies	5,145	4,619	4,536	13.4%
Corporations (Domestic & Foreign: Business, Nonprofit, Professional)	755	650	762	-0.9%
Business Registry Total	7,701	6,865	7,023	9.7%



Active Business Filings

Business Type	Latest Month	Previous Month	12 Months Ago	Change Year Ago
Assumed Business Names	114,575	114,575	117,431	-2.4%
Limited Liability Companies	305,424	305,425	291,525	4.8%
Corporations	114,400	114,401	115,199	-0.7%
Other	2,720	2,717	2,774	-1.9%
Business Registry Total	537,119	537,118	526,929	1.9%



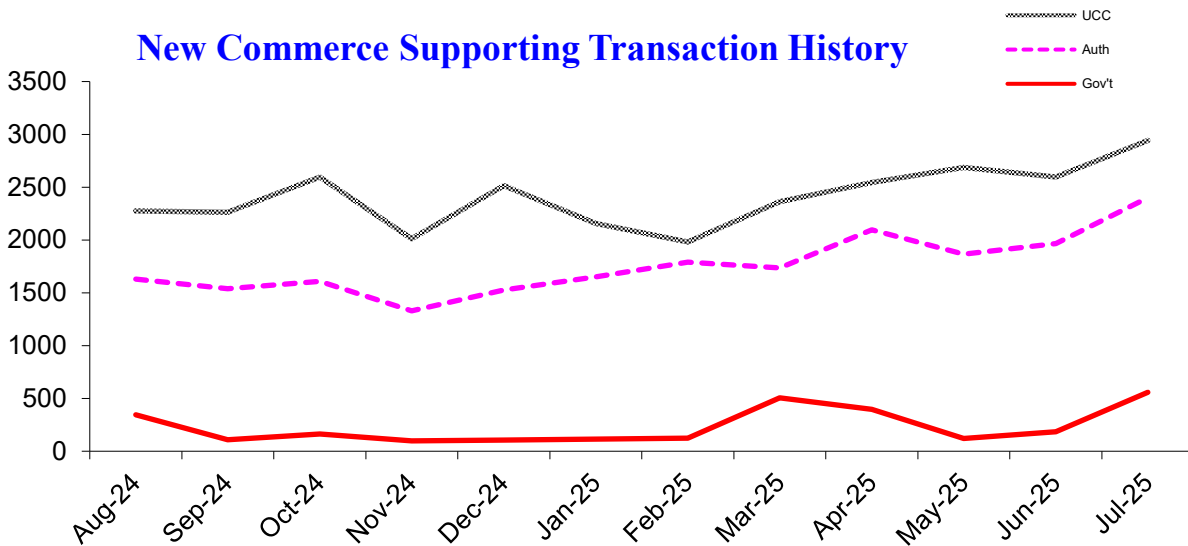
UCC & Notary Report

Monthly update from Oregon's Secretary of State Tobias Read

New Commerce Supporting Transactions

Filing Transaction Type	Latest Month	Previous Month	12 Months Ago	Change Year Ago
Uniform Commercial Code	2,942	2,595	2,271	29.5%
Agricultural Liens (EFS, ASL, Grain, Ag produce)	40	43	32	25.0%
Government Liens (IRS, Revenue, Employment)	558	184	655	-14.8%
Secured Transactions	3,540	2,822	2,958	19.7%
Notary Authentications for International Use	2,400	1,966	1,872	28.2%

New Commerce Supporting Transaction History



Active Filings

Filing Transaction Type	Latest Month	Previous Month	12 Months Ago	Change Year Ago
Uniform Commercial Code	179,219	180,100	184,205	-2.7%
Agricultural Liens (EFS, ASL, Grain, Ag produce)	3,183	3,190	3,265	-2.5%
Government Liens (IRS, Revenue, Employment)	10,884	10,878	11,728	-7.2%
Secured Transactions	193,286	194,168	199,198	-3.0%
Commissioned Notaries Public	38,075	37,661	39,316	-3.2%
Active RON Notaries	955	978	802	21.9%
Active IPEN Notaries	131	134	111	20.7%

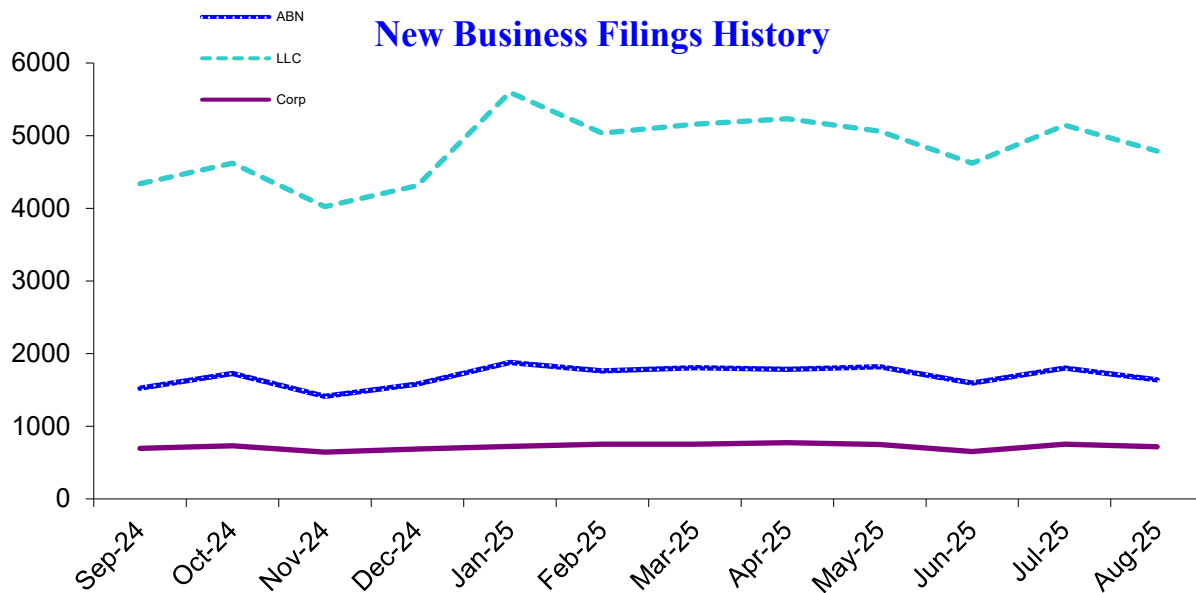


Business Report

Monthly update from Oregon's Secretary of State Tobias Read

New Business Applications

Business Type	Latest Month	Previous Month	12 Months Ago	Change Year Ago
Assumed Business Names	1,639	1,801	1,457	12.5%
Limited Liability Companies	4,789	5,145	4,348	10.1%
Corporations (Domestic & Foreign: Business, Nonprofit, Professional)	717	755	631	13.6%
Business Registry Total	7,145	7,701	6,436	11.0%



Active Business Filings

Business Type	Latest Month	Previous Month	12 Months Ago	Change Year Ago
Assumed Business Names	114,550	114,575	116,926	-2.0%
Limited Liability Companies	307,655	305,424	292,587	5.1%
Corporations	114,349	114,400	114,940	-0.5%
Other	2,620	2,720	2,777	-5.7%
Business Registry Total	539,174	537,119	527,230	2.3%



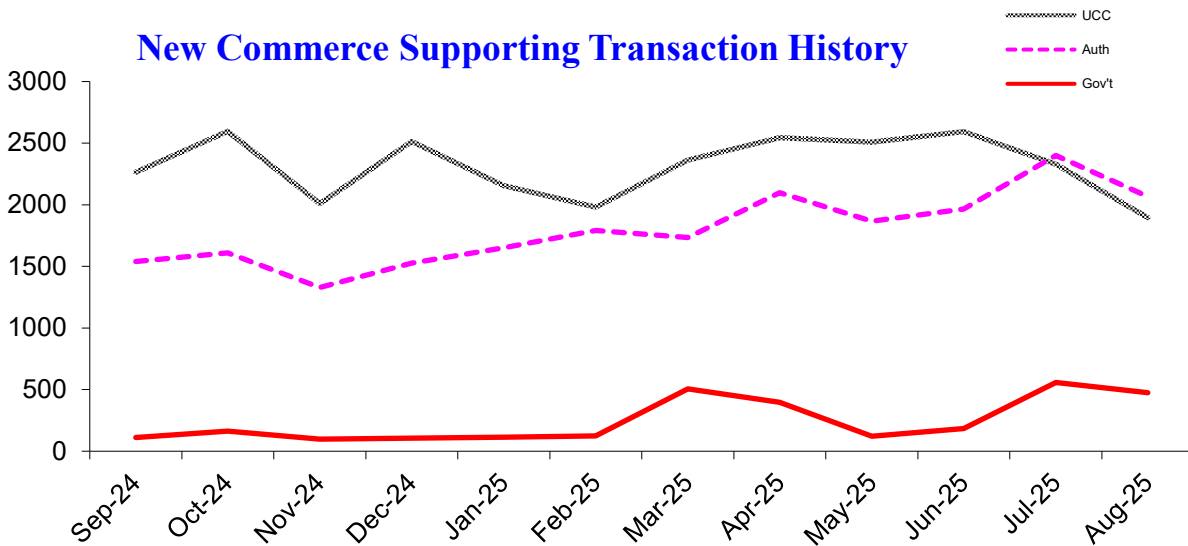
UCC & Notary Report

Monthly update from Oregon's Secretary of State Tobias Read

New Commerce Supporting Transactions

Filing Transaction Type	Latest Month	Previous Month	12 Months Ago	Change Year Ago
Uniform Commercial Code	1,896	2,330	2,275	-16.7%
Agricultural Liens (EFS, ASL, Grain, Ag produce)	31	40	31	0.0%
Government Liens (IRS, Revenue, Employment)	475	558	345	37.7%
Secured Transactions	2,402	2,928	2,651	-9.4%
Notary Authentications for International Use	2,066	2,400	1,628	26.9%

New Commerce Supporting Transaction History



Active Filings

Filing Transaction Type	Latest Month	Previous Month	12 Months Ago	Change Year Ago
Uniform Commercial Code	178,258	179,219	184,144	-3.2%
Agricultural Liens (EFS, ASL, Grain, Ag produce)	3,158	3,183	3,249	-2.8%
Government Liens (IRS, Revenue, Employment)	10,790	10,884	11,662	-7.5%
Secured Transactions	192,206	193,286	199,055	-3.4%
Commissioned Notaries Public	37,362	38,075	39,173	-4.6%
Active RON Notaries	990	955	817	16.9%
Active IPEN Notaries	135	131	114	14.9%

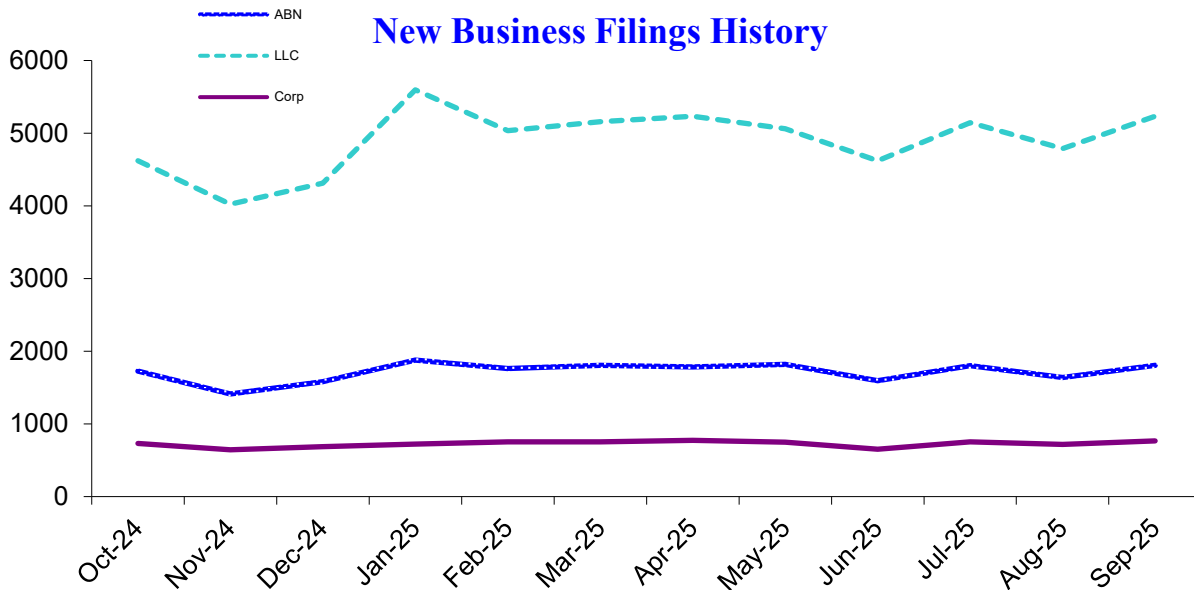


Business Report

Monthly update from Oregon's Secretary of State Tobias Read

New Business Applications

Business Type	Latest Month	Previous Month	12 Months Ago	Change Year Ago
Assumed Business Names	1,806	1,639	1,526	18.3%
Limited Liability Companies	5,235	4,789	4,338	20.7%
Corporations (Domestic & Foreign: Business, Nonprofit, Professional)	767	717	694	10.5%
Business Registry Total	7,808	7,145	6,558	19.1%



Active Business Filings

Business Type	Latest Month	Previous Month	12 Months Ago	Change Year Ago
Assumed Business Names	114,449	114,550	116,720	-1.9%
Limited Liability Companies	309,390	307,655	293,318	5.5%
Corporations	114,511	114,349	113,978	0.5%
Other	2,730	2,620	2,775	-1.6%
Business Registry Total	541,080	539,174	526,791	2.7%



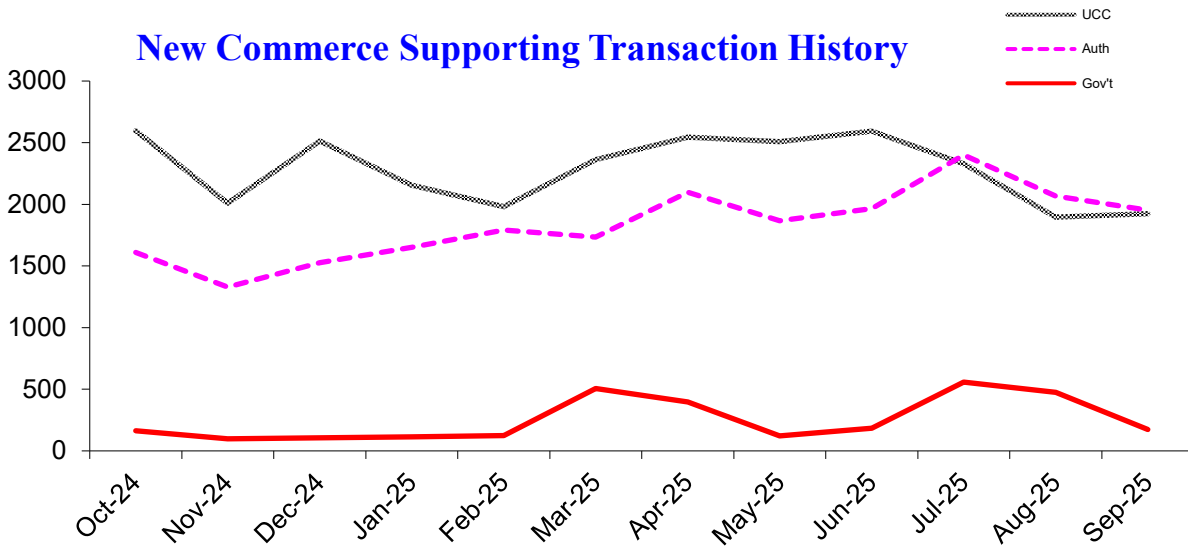
UCC & Notary Report

Monthly update from Oregon's Secretary of State Tobias Read

New Commerce Supporting Transactions

Filing Transaction Type	Latest Month	Previous Month	12 Months Ago	Change Year Ago
Uniform Commercial Code	1,924	1,896	2,263	-15.0%
Agricultural Liens (EFS, ASL, Grain, Ag produce)	34	31	28	21.4%
Government Liens (IRS, Revenue, Employment)	174	475	110	58.2%
Secured Transactions	2,132	2,402	2,401	-11.2%
Notary Authentications for International Use	1,952	2,066	1,540	26.8%

New Commerce Supporting Transaction History



Active Filings

Filing Transaction Type	Latest Month	Previous Month	12 Months Ago	Change Year Ago
Uniform Commercial Code	177,926	178,258	184,132	-3.4%
Agricultural Liens (EFS, ASL, Grain, Ag produce)	3,149	3,158	3,256	-3.3%
Government Liens (IRS, Revenue, Employment)	10,702	10,790	11,612	-7.8%
Secured Transactions	191,777	192,206	199,000	-3.6%
Commissioned Notaries Public	37,036	37,362	39,058	-5.2%
Active RON Notaries	1,012	990	830	19.3%
Active IPEN Notaries	134	135	115	17.4%

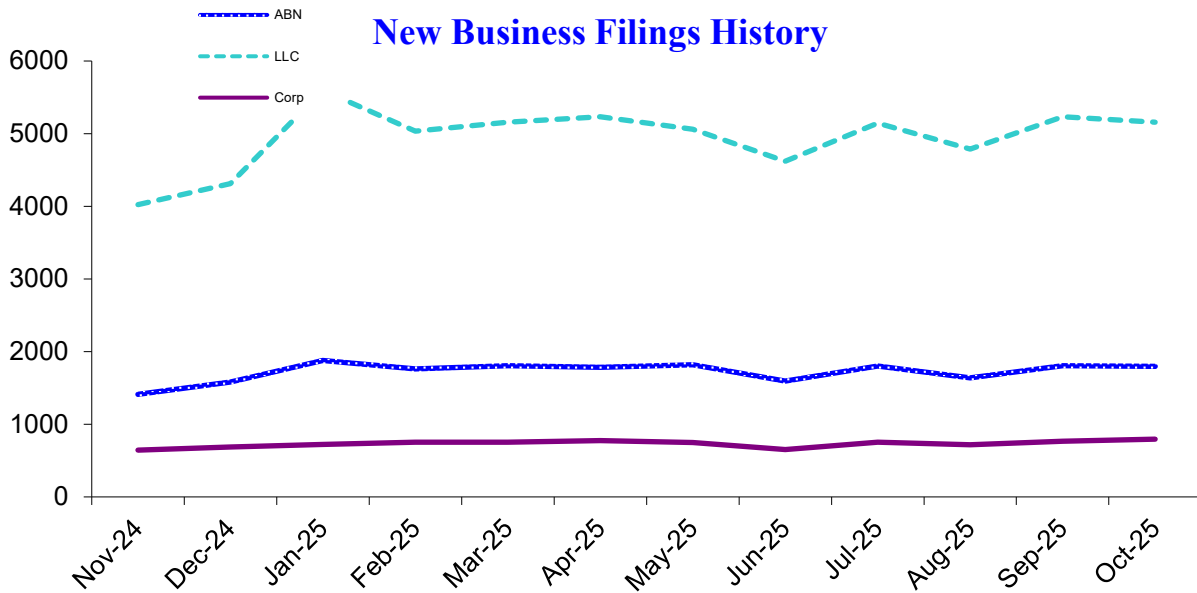


Business Report

Monthly update from Oregon's Secretary of State Tobias Read

New Business Applications

Business Type	Latest Month	Previous Month	12 Months Ago	Change Year Ago
Assumed Business Names	1,799	1,806	1,727	4.2%
Limited Liability Companies	5,160	5,235	4,622	11.6%
Corporations (Domestic & Foreign: Business, Nonprofit, Professional)	795	767	729	9.1%
Business Registry Total	7,754	7,808	7,078	9.6%



Active Business Filings

Business Type	Latest Month	Previous Month	12 Months Ago	Change Year Ago
Assumed Business Names	114,381	114,449	116,485	-1.8%
Limited Liability Companies	311,642	309,390	294,122	6.0%
Corporations	114,655	114,511	115,056	-0.3%
Other	2,734	2,730	2,770	-1.3%
Business Registry Total	543,412	541,080	528,433	2.8%



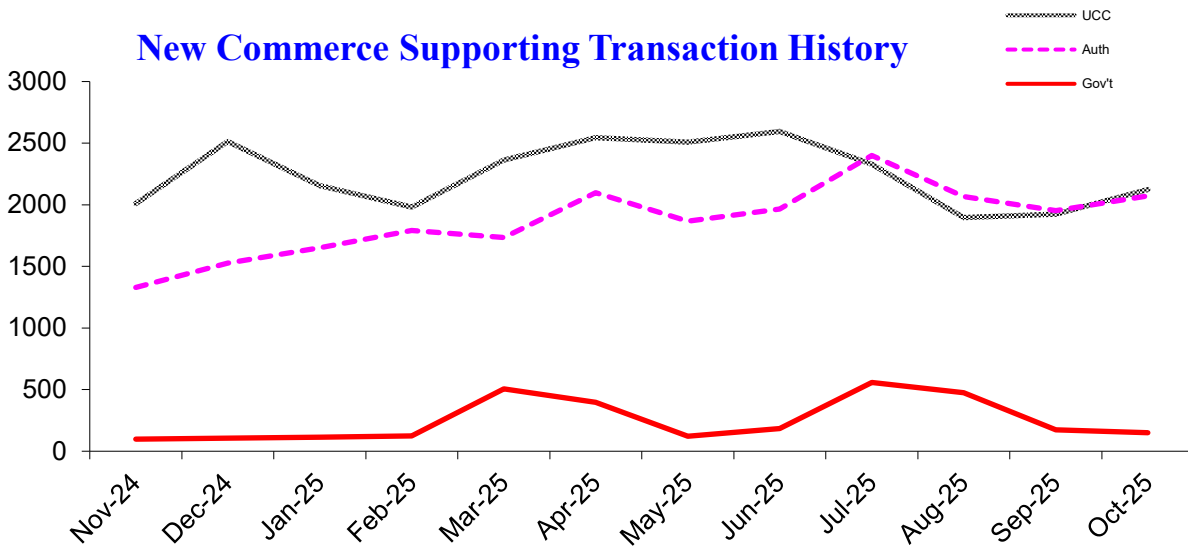
UCC & Notary Report

Monthly update from Oregon's Secretary of State Tobias Read

New Commerce Supporting Transactions

Filing Transaction Type	Latest Month	Previous Month	12 Months Ago	Change Year Ago
Uniform Commercial Code	2,125	1,924	2,596	-18.1%
Agricultural Liens (EFS, ASL, Grain, Ag produce)	27	34	49	-44.9%
Government Liens (IRS, Revenue, Employment)	151	174	163	-7.4%
Secured Transactions	2,303	2,132	2,808	-18.0%
Notary Authentications for International Use	2,072	1,952	1,609	28.8%

New Commerce Supporting Transaction History



Active Filings

Filing Transaction Type	Latest Month	Previous Month	12 Months Ago	Change Year Ago
Uniform Commercial Code	177,611	177,926	184,155	-3.6%
Agricultural Liens (EFS, ASL, Grain, Ag produce)	3,158	3,149	3,245	-2.7%
Government Liens (IRS, Revenue, Employment)	10,651	10,702	11,513	-7.5%
Secured Transactions	191,420	191,777	198,913	-3.8%
Commissioned Notaries Public	36,911	37,036	38,924	-5.2%
Active RON Notaries	1,027	1,012	851	18.9%
Active IPEN Notaries	136	134	118	13.6%

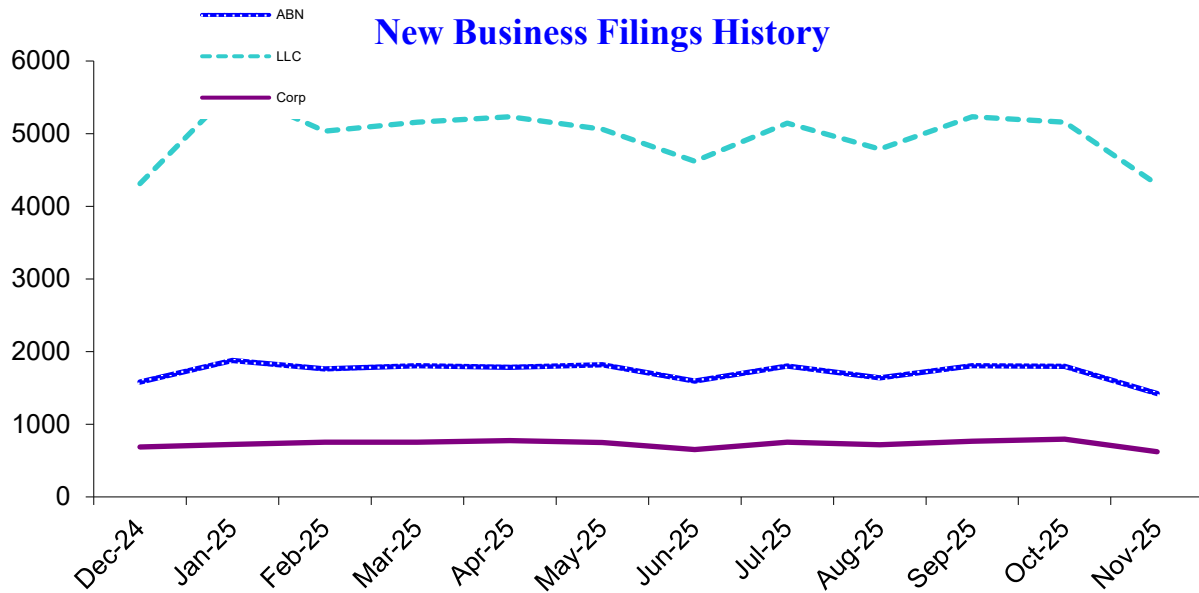


Business Report

Monthly update from Oregon's Secretary of State Tobias Read

New Business Applications

Business Type	Latest Month	Previous Month	12 Months Ago	Change Year Ago
Assumed Business Names	1,423	1,799	1,412	0.8%
Limited Liability Companies	4,302	5,160	4,023	6.9%
Corporations (Domestic & Foreign: Business, Nonprofit, Professional)	622	795	644	-3.4%
Business Registry Total	6,347	7,754	6,079	4.4%



Active Business Filings

Business Type	Latest Month	Previous Month	12 Months Ago	Change Year Ago
Assumed Business Names	114,194	114,381	132,284	-13.7%
Limited Liability Companies	312,250	311,642	275,707	13.3%
Corporations	114,608	114,655	119,523	-4.1%
Other	2,733	2,734	2,879	-5.1%
Business Registry Total	543,785	543,412	530,393	2.5%



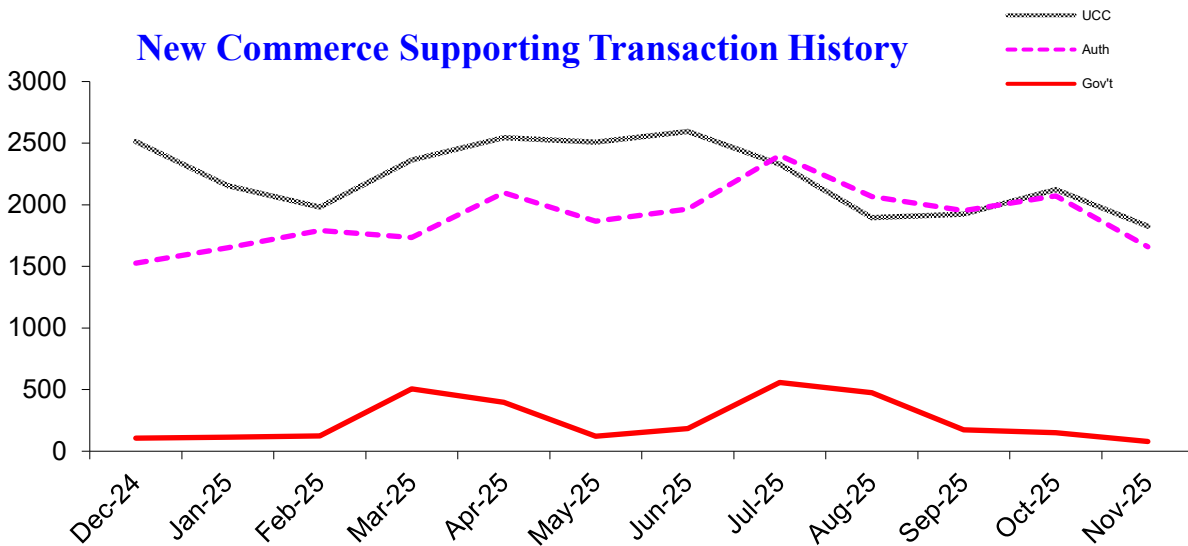
UCC & Notary Report

Monthly update from Oregon's Secretary of State Tobias Read

New Commerce Supporting Transactions

Filing Transaction Type	Latest Month	Previous Month	12 Months Ago	Change Year Ago
Uniform Commercial Code	1,826	2,125	2,010	-9.2%
Agricultural Liens (EFS, ASL, Grain, Ag produce)	45	27	37	21.6%
Government Liens (IRS, Revenue, Employment)	79	151	98	-19.4%
Secured Transactions	1,950	2,303	2,145	-9.1%
Notary Authentications for International Use	1,660	2,072	1,329	24.9%

New Commerce Supporting Transaction History



Active Filings

Filing Transaction Type	Latest Month	Previous Month	12 Months Ago	Change Year Ago
Uniform Commercial Code	178,232	177,611	184,000	-3.1%
Agricultural Liens (EFS, ASL, Grain, Ag produce)	3,171	3,158	3,244	-2.3%
Government Liens (IRS, Revenue, Employment)	10,567	10,651	11,177	-5.5%
Secured Transactions	191,970	191,420	198,421	-3.3%
Commissioned Notaries Public	36,640	36,911	38,822	-5.6%
Active RON Notaries	1,040	1,027	858	19.7%
Active IPEN Notaries	139	136	120	13.3%

December-2025

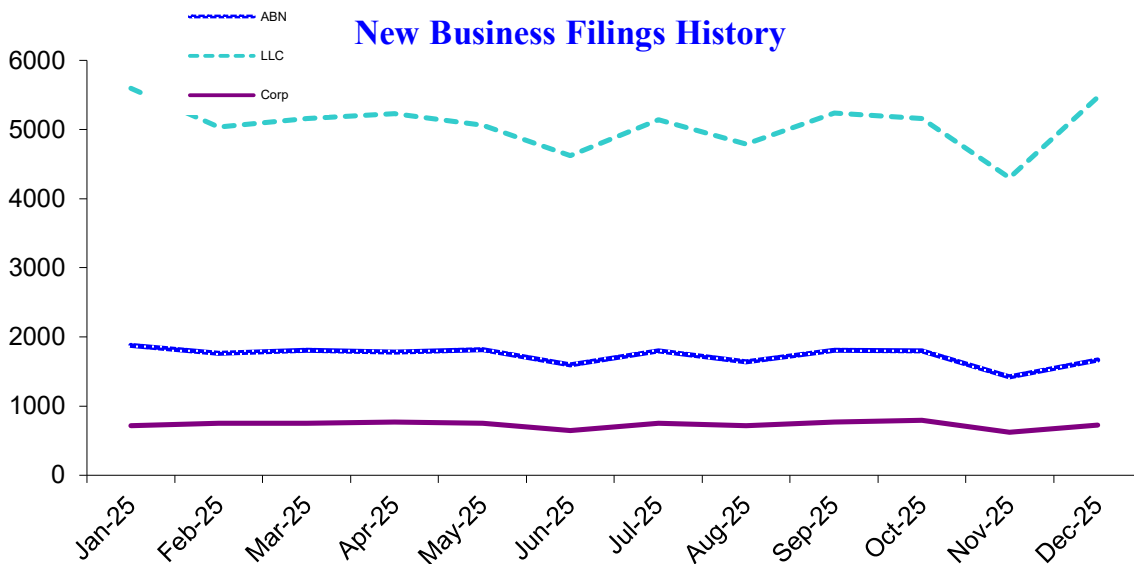


Business Report

Monthly update from Oregon's Secretary of State Tobias Read

New Business Applications

Business Type	Latest Month	Previous Month	12 Months Ago	Change Year Ago
Assumed Business Names	1,671	1,423	1,582	5.6%
Limited Liability Companies	5,470	4,302	4,311	26.9%
Corporations (Domestic & Foreign: Business, Nonprofit, Professional)	724	622	686	5.5%
Business Registry Total	7,865	6,347	6,579	19.5%



Active Business Filings

Business Type	Latest Month	Previous Month	12 Months Ago	Change Year Ago
Assumed Business Names	114,649	114,194	116,182	-1.3%
Limited Liability Companies	314,916	312,250	296,777	6.1%
Corporations	114,669	114,608	115,025	-0.3%
Other	2,733	2,733	2,746	-0.5%
Business Registry Total	546,967	543,785	530,730	3.1%

December-2025



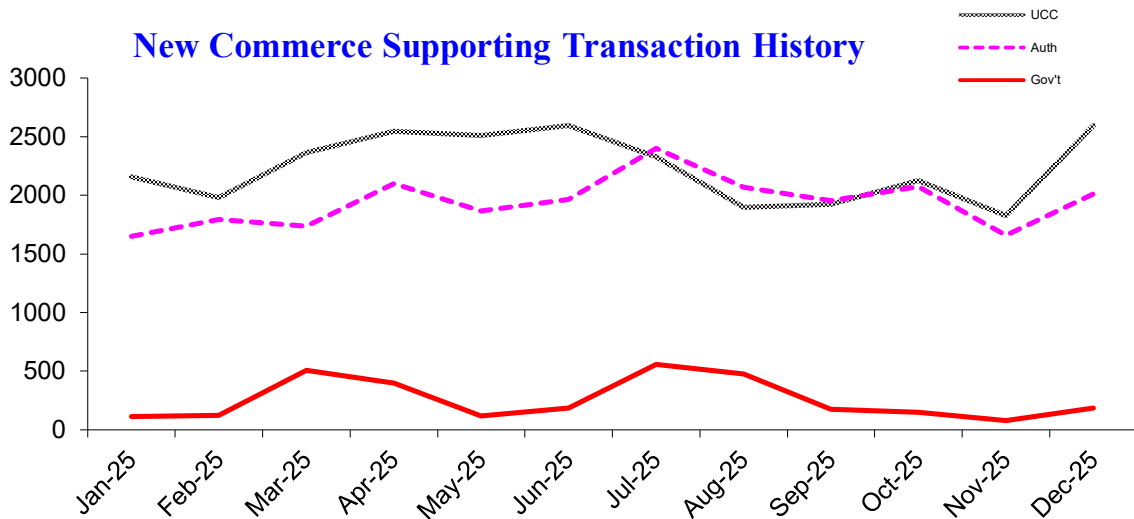
UCC & Notary Report

Monthly update from Oregon's Secretary of State Tobias Read

New Commerce Supporting Transactions

Filing Transaction Type	Latest Month	Previous Month	12 Months Ago	Change Year Ago
Uniform Commercial Code	2,595	1,826	2,514	3.2%
Agricultural Liens (EFS, ASL, Grain, Ag produce)	43	45	35	22.9%
Government Liens (IRS, Revenue, Employment)	186	79	105	77.1%
Secured Transactions	2,824	1,950	2,654	6.4%
Notary Authentications for International Use	2,009	1,660	1,526	31.7%

New Commerce Supporting Transaction History



Active Filings

Filing Transaction Type	Latest Month	Previous Month	12 Months Ago	Change Year Ago
Uniform Commercial Code	194,566	178,232	184,187	5.6%
Agricultural Liens (EFS, ASL, Grain, Ag produce)	3,426	3,171	3,232	6.0%
Government Liens (IRS, Revenue, Employment)	11,835	10,569	11,384	4.0%
Secured Transactions	209,827	191,972	198,803	5.5%
Commissioned Notaries Public	38,189	36,640	38,756	-1.5%
Active RON Notaries	1,055	1,040	869	19.7%
Active IPEN Notaries	141	139	121	14.9%