

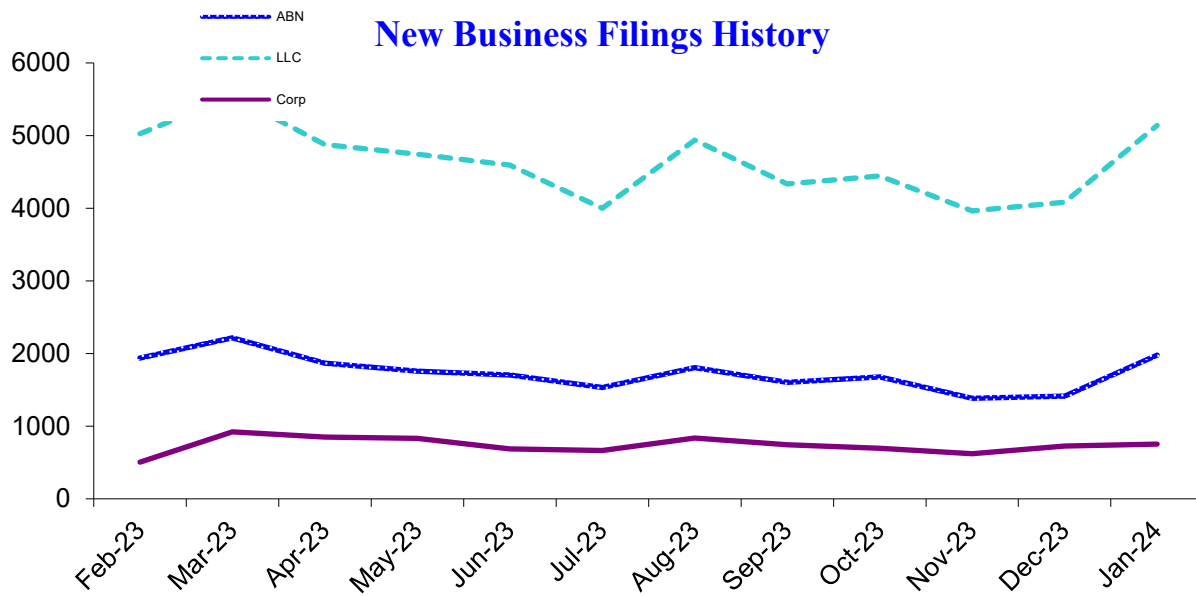


Business Report

Monthly update from Oregon's Secretary of State LaVonne Griffin-Valade

New Business Applications

| Business Type | Latest Month | Previous Month | 12 Months Ago | Change Year Ago |
|---|--------------|----------------|---------------|-----------------|
| Assumed Business Names | 1,976 | 1,414 | 1,989 | -0.7% |
| Limited Liability Companies | 5,141 | 4,082 | 5,153 | -0.2% |
| Corporations (Domestic & Foreign: Business, Nonprofit, Professional) | 752 | 726 | 815 | -7.7% |
| Business Registry Total | 7,869 | 6,222 | 7,957 | -1.1% |



Active Business Filings

| Business Type | Latest Month | Previous Month | 12 Months Ago | Change Year Ago |
|--------------------------------|----------------|----------------|----------------|-----------------|
| Assumed Business Names | 118,907 | 118,523 | 132,284 | -10.1% |
| Limited Liability Companies | 285,647 | 283,690 | 275,707 | 3.6% |
| Corporations | 116,114 | 116,028 | 119,523 | -2.9% |
| Other | 2,764 | 2,753 | 2,879 | -4.0% |
| Business Registry Total | 523,432 | 520,994 | 530,393 | -1.3% |



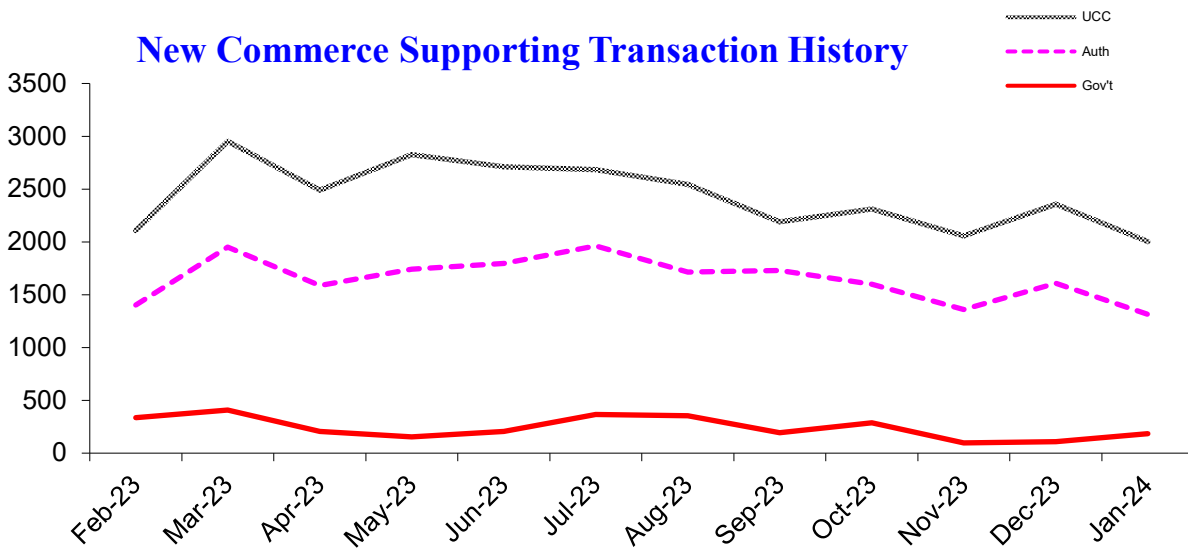
UCC & Notary Report

Monthly update from Oregon's Secretary of State LaVonne Griffin-Valade

New Commerce Supporting Transactions

| Filing Transaction Type | Latest Month | Previous Month | 12 Months Ago | Change Year Ago |
|---|--------------|----------------|---------------|-----------------|
| Uniform Commercial Code | 2,003 | 2,358 | 2,365 | -15.3% |
| Agricultural Liens (EFS, ASL, Grain, Ag produce) | 32 | 34 | 37 | -13.5% |
| Government Liens (IRS, Revenue, Employment) | 184 | 110 | 60 | 206.7% |
| Secured Transactions | 2,219 | 2,502 | 2,462 | -9.9% |
| Notary Authentications for International Use | 1,314 | 1,608 | 1,296 | 1.4% |

New Commerce Supporting Transaction History



Active Filings

| Filing Transaction Type | Latest Month | Previous Month | 12 Months Ago | Change Year Ago |
|--|----------------|----------------|----------------|-----------------|
| Uniform Commercial Code | 183,754 | 183,852 | 179,912 | 2.1% |
| Agricultural Liens (EFS, ASL, Grain, Ag produce) | 3,308 | 3,320 | 3,380 | -2.1% |
| Government Liens (IRS, Revenue, Employment) | 11,961 | 9,954 | 12,802 | -6.6% |
| Secured Transactions | 199,023 | 197,126 | 196,094 | 1.5% |
| Commissioned Notaries Public | 39,275 | 39,435 | 39,595 | -0.8% |
| Active RON Notaries | 695 | 666 | 457 | 45.7% |
| Active IPEN Notaries | 91 | 87 | 53 | 64.2% |

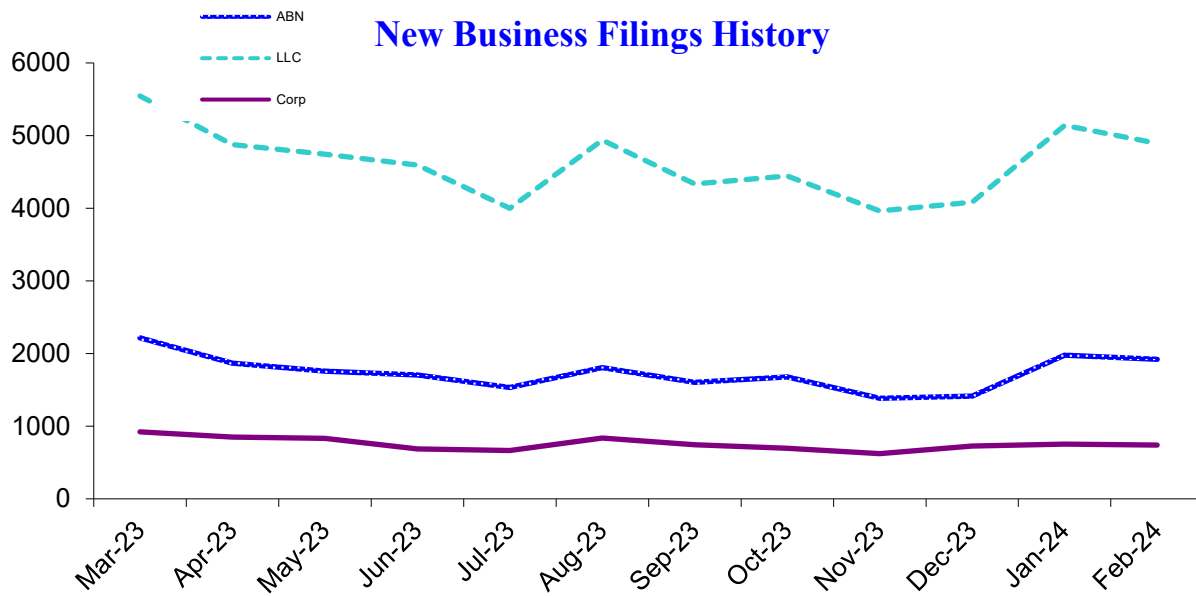


Business Report

Monthly update from Oregon's Secretary of State LaVonne Griffin-Valade

New Business Applications

| Business Type | Latest Month | Previous Month | 12 Months Ago | Change Year Ago |
|---|--------------|----------------|---------------|-----------------|
| Assumed Business Names | 1,919 | 1,976 | 1,936 | -0.9% |
| Limited Liability Companies | 4,892 | 5,141 | 5,026 | -2.7% |
| Corporations (Domestic & Foreign: Business, Nonprofit, Professional) | 738 | 752 | 505 | 46.1% |
| Business Registry Total | 7,549 | 7,869 | 7,467 | 1.1% |



Active Business Filings

| Business Type | Latest Month | Previous Month | 12 Months Ago | Change Year Ago |
|--------------------------------|----------------|----------------|----------------|-----------------|
| Assumed Business Names | 118,890 | 118,907 | 121,816 | -2.4% |
| Limited Liability Companies | 287,861 | 285,647 | 269,408 | 6.8% |
| Corporations | 115,955 | 116,114 | 115,334 | 0.5% |
| Other | 2,776 | 2,764 | 2,774 | 0.1% |
| Business Registry Total | 525,482 | 523,432 | 509,332 | 3.2% |



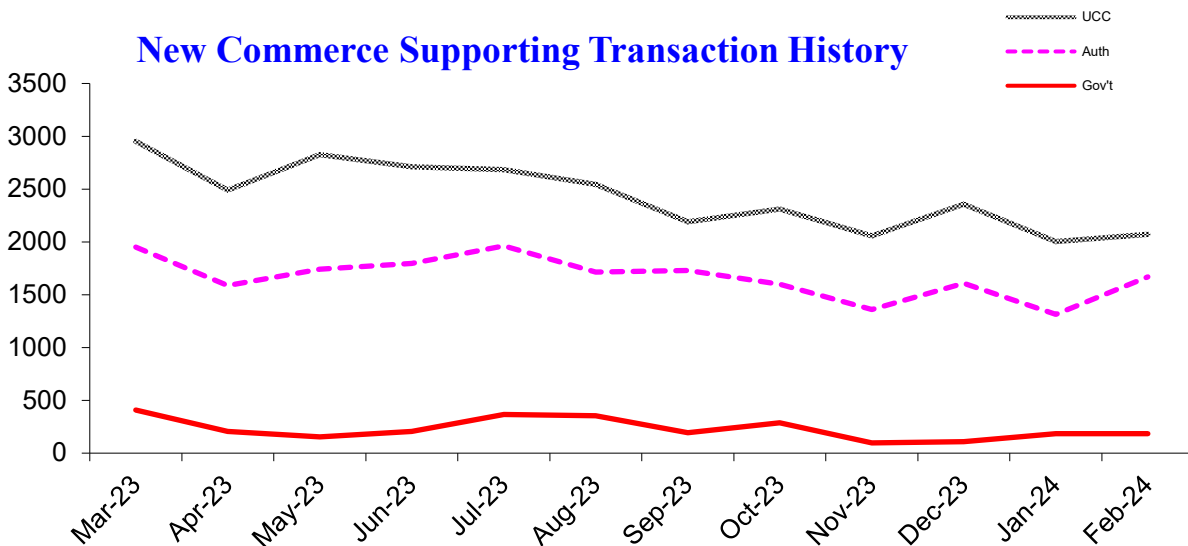
UCC & Notary Report

Monthly update from Oregon's Secretary of State LaVonne Griffin-Valade

New Commerce Supporting Transactions

| Filing Transaction Type | Latest Month | Previous Month | 12 Months Ago | Change Year Ago |
|---|--------------|----------------|---------------|-----------------|
| Uniform Commercial Code | 2,073 | 2,003 | 2,107 | -1.6% |
| Agricultural Liens (EFS, ASL, Grain, Ag produce) | 30 | 32 | 34 | -11.8% |
| Government Liens (IRS, Revenue, Employment) | 183 | 184 | 336 | -45.5% |
| Secured Transactions | 2,286 | 2,219 | 2,477 | -7.7% |
| Notary Authentications for International Use | 1,670 | 1,314 | 1,403 | 19.0% |

New Commerce Supporting Transaction History



Active Filings

| Filing Transaction Type | Latest Month | Previous Month | 12 Months Ago | Change Year Ago |
|--|----------------|----------------|----------------|-----------------|
| Uniform Commercial Code | 183,932 | 183,754 | 180,255 | 2.0% |
| Agricultural Liens (EFS, ASL, Grain, Ag produce) | 3,290 | 3,308 | 3,374 | -2.5% |
| Government Liens (IRS, Revenue, Employment) | 11,977 | 11,961 | 12,776 | -6.3% |
| Secured Transactions | 199,199 | 199,023 | 196,405 | 1.4% |
| Commissioned Notaries Public | 39,269 | 39,275 | 39,768 | -1.3% |
| Active RON Notaries | 719 | 695 | 474 | 46.6% |
| Active IPEN Notaries | 96 | 91 | 56 | 62.5% |

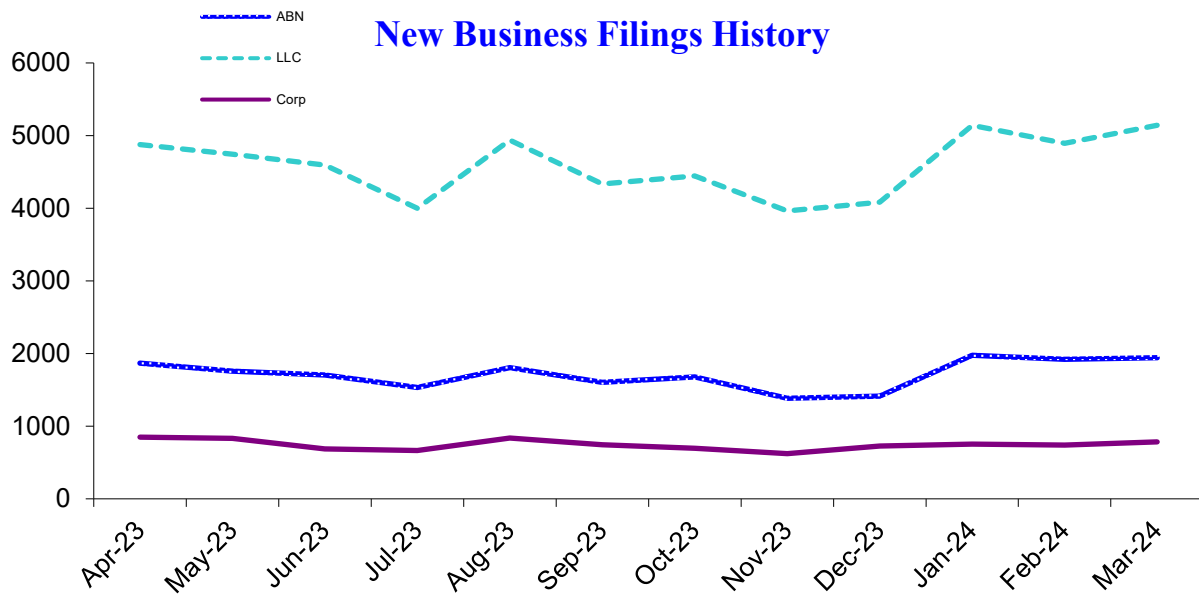


Business Report

Monthly update from Oregon's Secretary of State LaVonne Griffin-Valade

New Business Applications

| Business Type | Latest Month | Previous Month | 12 Months Ago | Change Year Ago |
|---|--------------|----------------|---------------|-----------------|
| Assumed Business Names | 1,941 | 1,919 | 2,216 | -12.4% |
| Limited Liability Companies | 5,142 | 4,892 | 5,545 | -7.3% |
| Corporations (Domestic & Foreign: Business, Nonprofit, Professional) | 784 | 738 | 922 | -15.0% |
| Business Registry Total | 7,867 | 7,549 | 8,683 | -9.4% |



Active Business Filings

| Business Type | Latest Month | Previous Month | 12 Months Ago | Change Year Ago |
|--------------------------------|----------------|----------------|----------------|-----------------|
| Assumed Business Names | 118,559 | 118,890 | 123,435 | -4.0% |
| Limited Liability Companies | 288,774 | 287,861 | 271,424 | 6.4% |
| Corporations | 115,757 | 115,955 | 115,847 | -0.1% |
| Other | 2,773 | 2,776 | 2,784 | -0.4% |
| Business Registry Total | 525,863 | 525,482 | 513,490 | 2.4% |



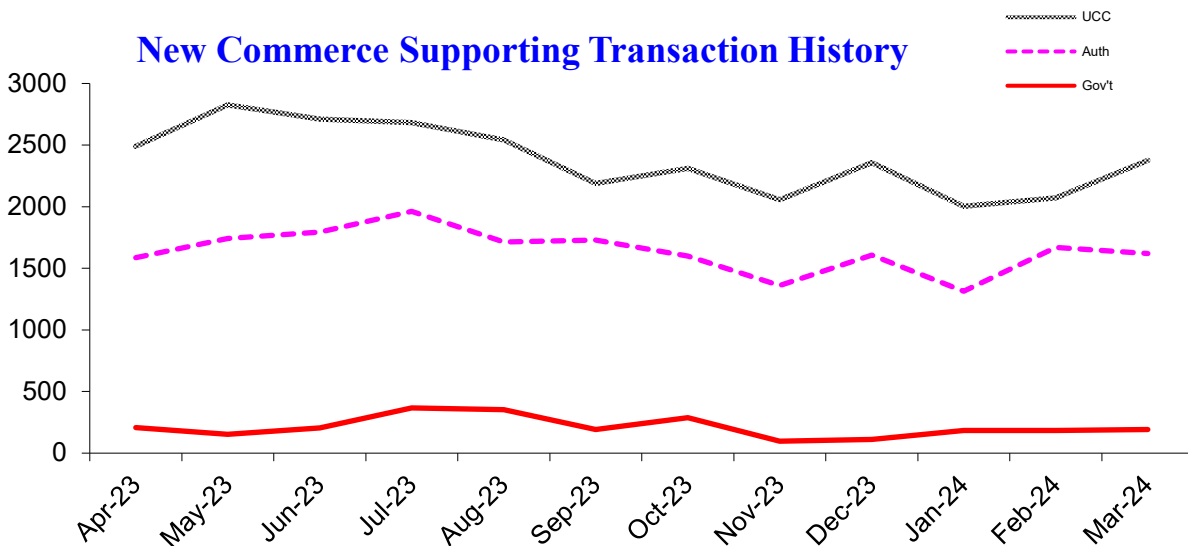
UCC & Notary Report

Monthly update from Oregon's Secretary of State LaVonne Griffin-Valade

New Commerce Supporting Transactions

| Filing Transaction Type | Latest Month | Previous Month | 12 Months Ago | Change Year Ago |
|---|--------------|----------------|---------------|-----------------|
| Uniform Commercial Code | 2,376 | 2,073 | 2,952 | -19.5% |
| Agricultural Liens (EFS, ASL, Grain, Ag produce) | 44 | 30 | 50 | -12.0% |
| Government Liens (IRS, Revenue, Employment) | 193 | 183 | 408 | -52.7% |
| Secured Transactions | 2,613 | 2,286 | 3,410 | -23.4% |
| Notary Authentications for International Use | 1,621 | 1,670 | 1,951 | -16.9% |

New Commerce Supporting Transaction History



Active Filings

| Filing Transaction Type | Latest Month | Previous Month | 12 Months Ago | Change Year Ago |
|--|----------------|----------------|----------------|-----------------|
| Uniform Commercial Code | 184,138 | 183,932 | 182,370 | 1.0% |
| Agricultural Liens (EFS, ASL, Grain, Ag produce) | 3,268 | 3,290 | 3,407 | -4.1% |
| Government Liens (IRS, Revenue, Employment) | 11,971 | 11,977 | 12,921 | -7.4% |
| Secured Transactions | 199,377 | 199,199 | 198,698 | 0.3% |
| Commissioned Notaries Public | 39,474 | 39,269 | 39,654 | -0.5% |
| Active RON Notaries | 719 | 719 | 500 | 43.8% |
| Active IPEN Notaries | 105 | 96 | 61 | 57.4% |

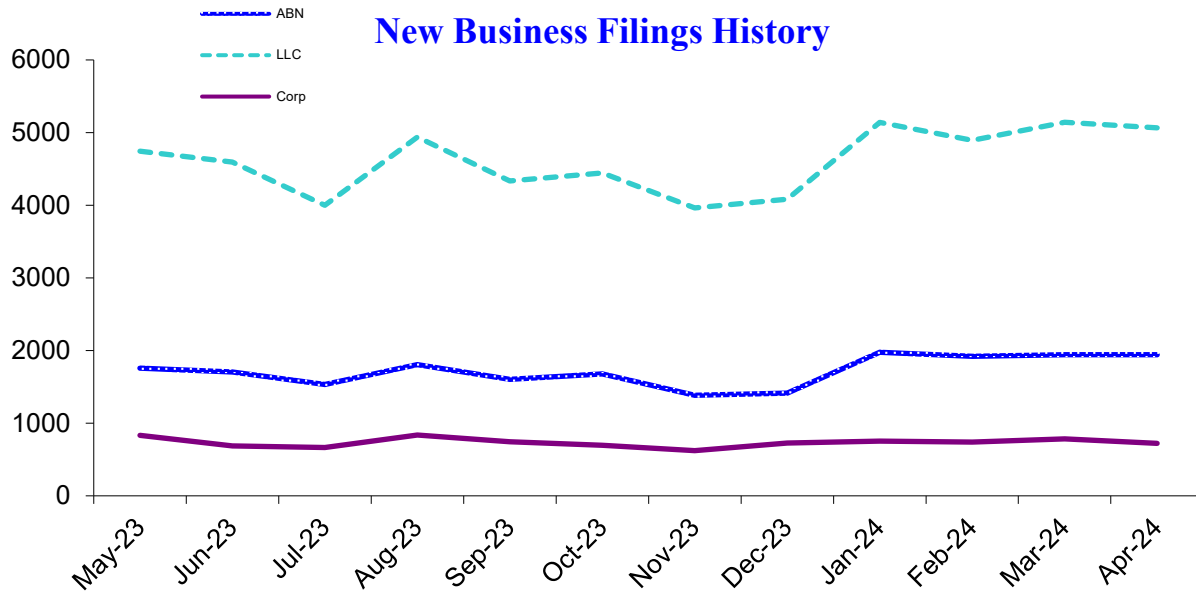


Business Report

Monthly update from Oregon's Secretary of State LaVonne Griffin-Valade

New Business Applications

| Business Type | Latest Month | Previous Month | 12 Months Ago | Change Year Ago |
|---|--------------|----------------|---------------|-----------------|
| Assumed Business Names | 1,943 | 1,941 | 1,867 | 4.1% |
| Limited Liability Companies | 5,064 | 5,142 | 4,874 | 3.9% |
| Corporations (Domestic & Foreign: Business, Nonprofit, Professional) | 724 | 784 | 849 | -14.7% |
| Business Registry Total | 7,731 | 7,867 | 7,590 | 1.9% |



Active Business Filings

| Business Type | Latest Month | Previous Month | 12 Months Ago | Change Year Ago |
|--------------------------------|----------------|----------------|----------------|-----------------|
| Assumed Business Names | 118,339 | 118,559 | 123,564 | -4.2% |
| Limited Liability Companies | 289,557 | 288,774 | 276,885 | 4.6% |
| Corporations | 115,588 | 115,757 | 116,455 | -0.7% |
| Other | 2,770 | 2,773 | 2,781 | -0.4% |
| Business Registry Total | 526,254 | 525,863 | 519,685 | 1.3% |



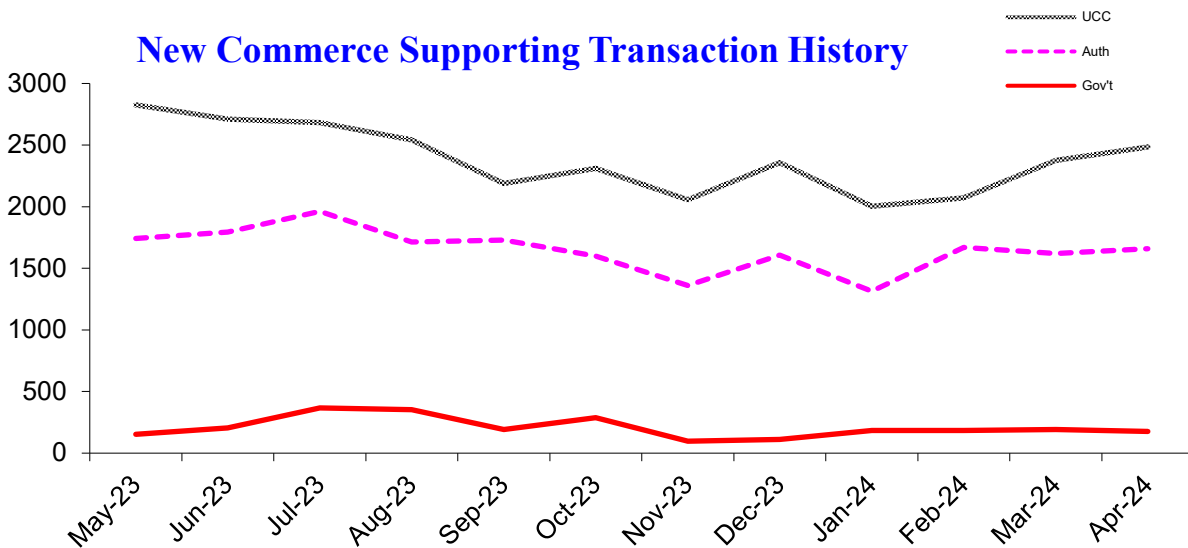
UCC & Notary Report

Monthly update from Oregon's Secretary of State LaVonne Griffin-Valade

New Commerce Supporting Transactions

| Filing Transaction Type | Latest Month | Previous Month | 12 Months Ago | Change Year Ago |
|---|--------------|----------------|---------------|-----------------|
| Uniform Commercial Code | 2,484 | 2,376 | 2,490 | -0.2% |
| Agricultural Liens (EFS, ASL, Grain, Ag produce) | 65 | 44 | 29 | 124.1% |
| Government Liens (IRS, Revenue, Employment) | 175 | 193 | 207 | -15.5% |
| Secured Transactions | 2,724 | 2,613 | 2,726 | -0.1% |
| Notary Authentications for International Use | 1,658 | 1,621 | 1,586 | 4.5% |

New Commerce Supporting Transaction History



Active Filings

| Filing Transaction Type | Latest Month | Previous Month | 12 Months Ago | Change Year Ago |
|--|----------------|----------------|----------------|-----------------|
| Uniform Commercial Code | 184,290 | 184,138 | 182,787 | 0.8% |
| Agricultural Liens (EFS, ASL, Grain, Ag produce) | 3,268 | 3,268 | 3,401 | -3.9% |
| Government Liens (IRS, Revenue, Employment) | 11,876 | 11,971 | 12,851 | -7.6% |
| Secured Transactions | 199,434 | 199,377 | 199,039 | 0.2% |
| Commissioned Notaries Public | 29,549 | 39,474 | 39,855 | -25.9% |
| Active RON Notaries | 719 | 719 | 519 | 38.5% |
| Active IPEN Notaries | 107 | 105 | 66 | 59.1% |

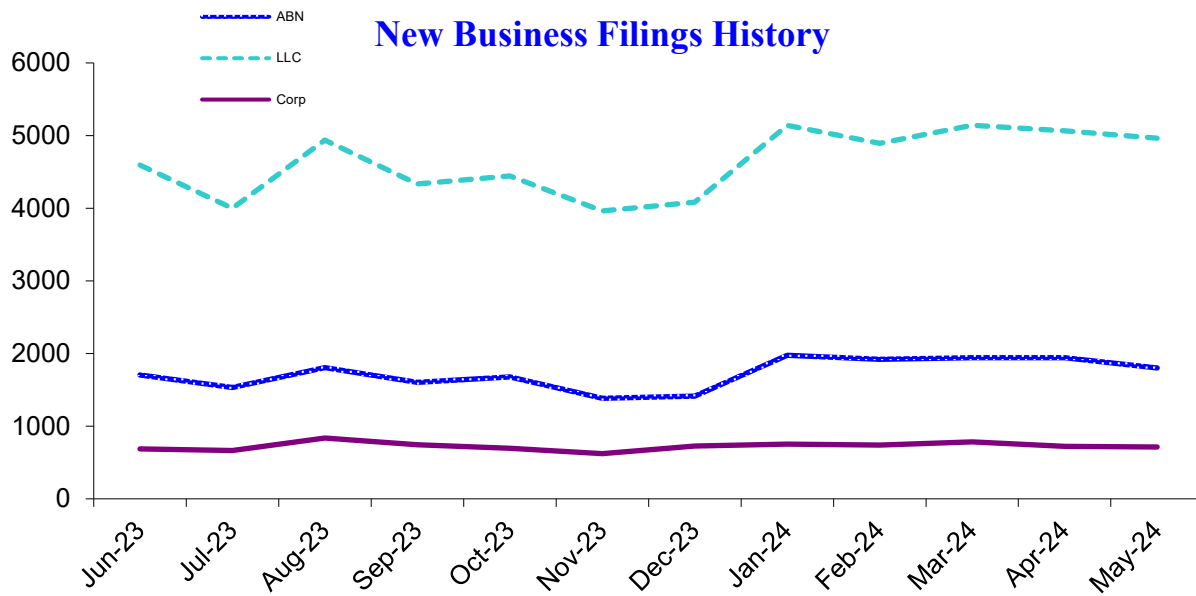


Business Report

Monthly update from Oregon's Secretary of State LaVonne Griffin-Valade

New Business Applications

| Business Type | Latest Month | Previous Month | 12 Months Ago | Change Year Ago |
|---|--------------|----------------|---------------|-----------------|
| Assumed Business Names | 1,800 | 1,943 | 1,759 | 2.3% |
| Limited Liability Companies | 4,962 | 5,064 | 4,744 | 4.6% |
| Corporations (Domestic & Foreign: Business, Nonprofit, Professional) | 712 | 724 | 834 | -14.6% |
| Business Registry Total | 7,474 | 7,731 | 7,337 | 1.9% |



Active Business Filings

| Business Type | Latest Month | Previous Month | 12 Months Ago | Change Year Ago |
|--------------------------------|----------------|----------------|----------------|-----------------|
| Assumed Business Names | 118,088 | 118,339 | 120,987 | -2.4% |
| Limited Liability Companies | 290,380 | 289,557 | 274,940 | 5.6% |
| Corporations | 115,515 | 115,588 | 115,860 | -0.3% |
| Other | 2,773 | 2,770 | 2,767 | 0.2% |
| Business Registry Total | 526,756 | 526,254 | 514,554 | 2.4% |



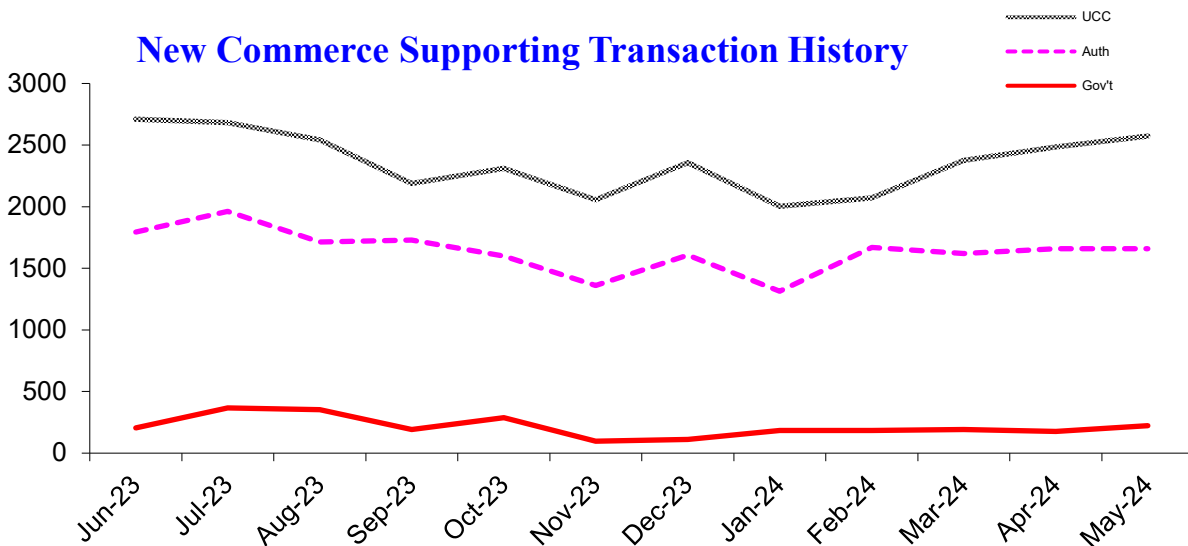
UCC & Notary Report

Monthly update from Oregon's Secretary of State LaVonne Griffin-Valade

New Commerce Supporting Transactions

| Filing Transaction Type | Latest Month | Previous Month | 12 Months Ago | Change Year Ago |
|---|--------------|----------------|---------------|-----------------|
| Uniform Commercial Code | 2,573 | 2,484 | 2,826 | -9.0% |
| Agricultural Liens (EFS, ASL, Grain, Ag produce) | 71 | 65 | 43 | 65.1% |
| Government Liens (IRS, Revenue, Employment) | 224 | 175 | 153 | 46.4% |
| Secured Transactions | 2,868 | 2,724 | 3,022 | -5.1% |
| Notary Authentications for International Use | 1,660 | 1,658 | 1,741 | -4.7% |

New Commerce Supporting Transaction History



Active Filings

| Filing Transaction Type | Latest Month | Previous Month | 12 Months Ago | Change Year Ago |
|--|----------------|----------------|----------------|-----------------|
| Uniform Commercial Code | 184,358 | 184,290 | 183,194 | 0.6% |
| Agricultural Liens (EFS, ASL, Grain, Ag produce) | 3,258 | 3,268 | 3,385 | -3.8% |
| Government Liens (IRS, Revenue, Employment) | 11,872 | 11,876 | 12,730 | -6.7% |
| Secured Transactions | 199,488 | 199,434 | 199,309 | 0.1% |
| Commissioned Notaries Public | 39,523 | 29,549 | 39,824 | -0.8% |
| Active RON Notaries | 719 | 719 | 555 | 29.5% |
| Active IPEN Notaries | 108 | 107 | 75 | 42.7% |

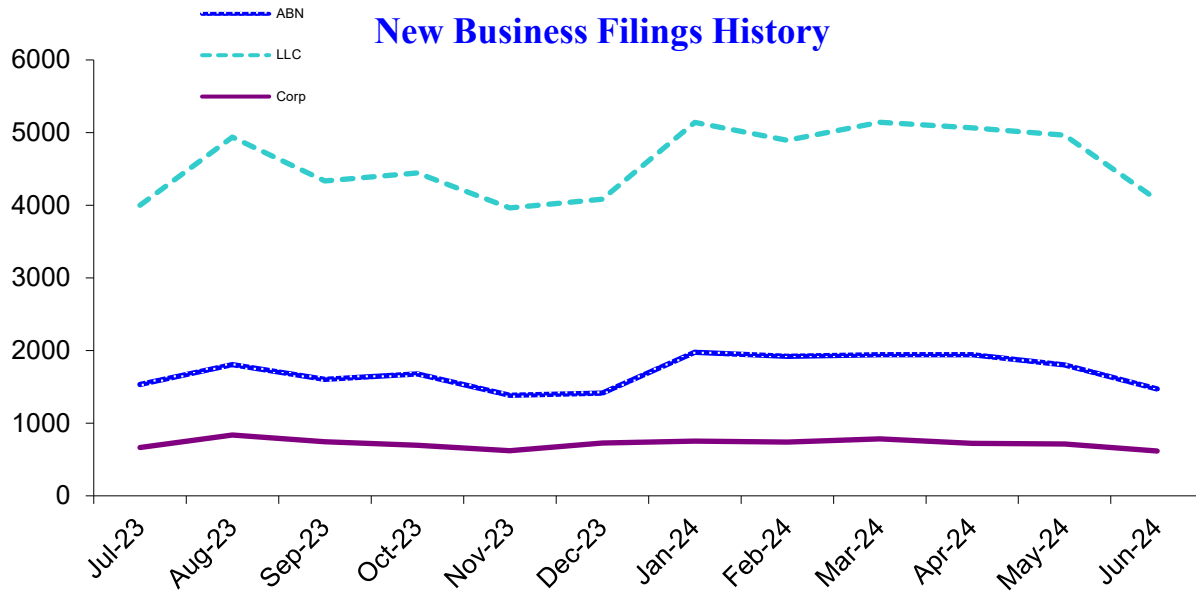


Business Report

Monthly update from Oregon's Secretary of State LaVonne Griffin-Valade

New Business Applications

| Business Type | Latest Month | Previous Month | 12 Months Ago | Change Year Ago |
|---|--------------|----------------|---------------|-----------------|
| Assumed Business Names | 1,470 | 1,800 | 1,706 | -13.8% |
| Limited Liability Companies | 4,075 | 4,962 | 4,592 | -11.3% |
| Corporations (Domestic & Foreign: Business, Nonprofit, Professional) | 617 | 712 | 686 | -10.1% |
| Business Registry Total | 6,162 | 7,474 | 6,984 | -11.8% |



Active Business Filings

| Business Type | Latest Month | Previous Month | 12 Months Ago | Change Year Ago |
|--------------------------------|----------------|----------------|----------------|-----------------|
| Assumed Business Names | 114,711 | 118,088 | 120,406 | -4.7% |
| Limited Liability Companies | 291,057 | 290,380 | 276,831 | 5.1% |
| Corporations | 115,377 | 115,515 | 115,946 | -0.5% |
| Other | 2,776 | 2,773 | 2,762 | 0.5% |
| Business Registry Total | 523,921 | 526,756 | 515,945 | 1.5% |



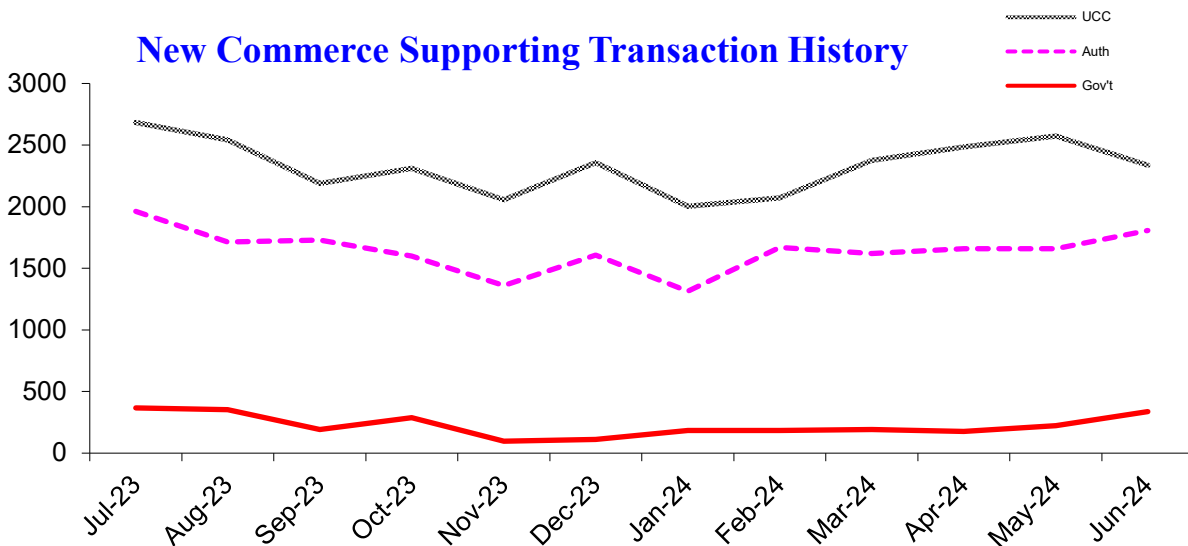
UCC & Notary Report

Monthly update from Oregon's Secretary of State LaVonne Griffin-Valade

New Commerce Supporting Transactions

| Filing Transaction Type | Latest Month | Previous Month | 12 Months Ago | Change Year Ago |
|---|--------------|----------------|---------------|-----------------|
| Uniform Commercial Code | 2,336 | 2,573 | 2,710 | -13.8% |
| Agricultural Liens (EFS, ASL, Grain, Ag produce) | 42 | 71 | 27 | 55.6% |
| Government Liens (IRS, Revenue, Employment) | 336 | 224 | 205 | 63.9% |
| Secured Transactions | 2,714 | 2,868 | 2,942 | -7.7% |
| Notary Authentications for International Use | 1,808 | 1,660 | 1,795 | 0.7% |

New Commerce Supporting Transaction History



Active Filings

| Filing Transaction Type | Latest Month | Previous Month | 12 Months Ago | Change Year Ago |
|--|----------------|----------------|----------------|-----------------|
| Uniform Commercial Code | 184,250 | 184,358 | 183,259 | 0.5% |
| Agricultural Liens (EFS, ASL, Grain, Ag produce) | 3,267 | 3,258 | 3,381 | -3.4% |
| Government Liens (IRS, Revenue, Employment) | 11,795 | 11,872 | 12,501 | -5.6% |
| Secured Transactions | 199,312 | 199,488 | 199,141 | 0.1% |
| Commissioned Notaries Public | 39,459 | 39,523 | 39,566 | -0.3% |
| Active RON Notaries | 797 | 719 | 572 | 25.7% |
| Active IPEN Notaries | 110 | 108 | 76 | 42.1% |

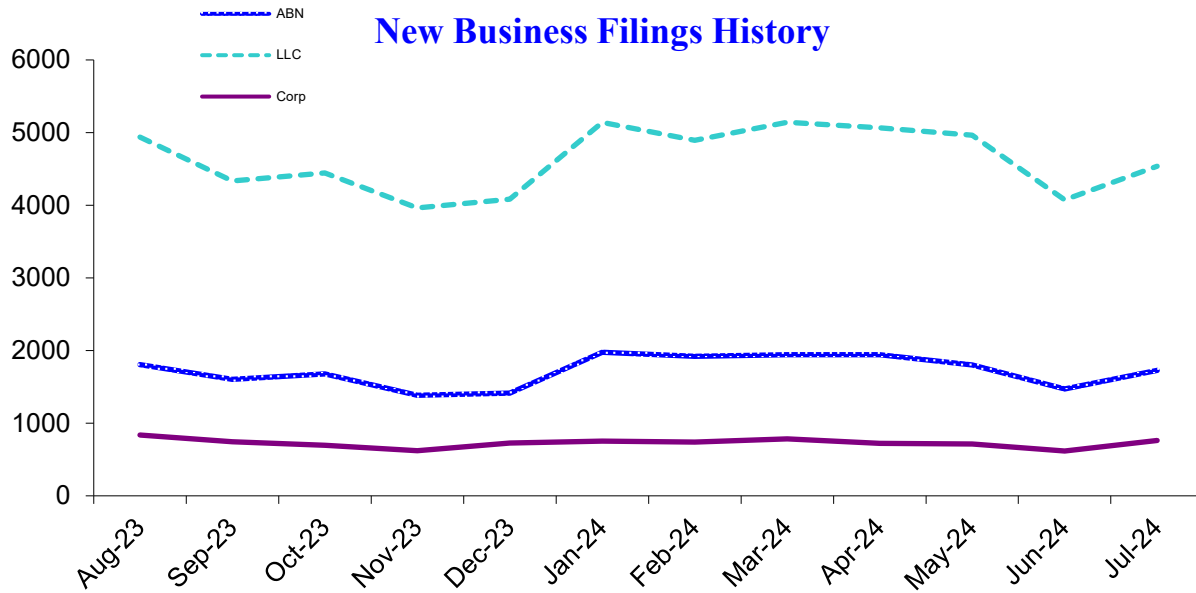


Business Report

Monthly update from Oregon's Secretary of State LaVonne Griffin-Valade

New Business Applications

| Business Type | Latest Month | Previous Month | 12 Months Ago | Change Year Ago |
|---|--------------|----------------|---------------|-----------------|
| Assumed Business Names | 1,725 | 1,470 | 1,532 | 12.6% |
| Limited Liability Companies | 4,536 | 4,075 | 4,001 | 13.4% |
| Corporations (Domestic & Foreign: Business, Nonprofit, Professional) | 762 | 617 | 666 | 14.4% |
| Business Registry Total | 7,023 | 6,162 | 6,199 | 13.3% |



Active Business Filings

| Business Type | Latest Month | Previous Month | 12 Months Ago | Change Year Ago |
|--------------------------------|----------------|----------------|----------------|-----------------|
| Assumed Business Names | 117,431 | 114,711 | 120,591 | -2.6% |
| Limited Liability Companies | 291,525 | 291,057 | 278,642 | 4.6% |
| Corporations | 115,199 | 115,377 | 116,175 | -0.8% |
| Other | 2,774 | 2,776 | 2,756 | 0.7% |
| Business Registry Total | 526,929 | 523,921 | 518,164 | 1.7% |



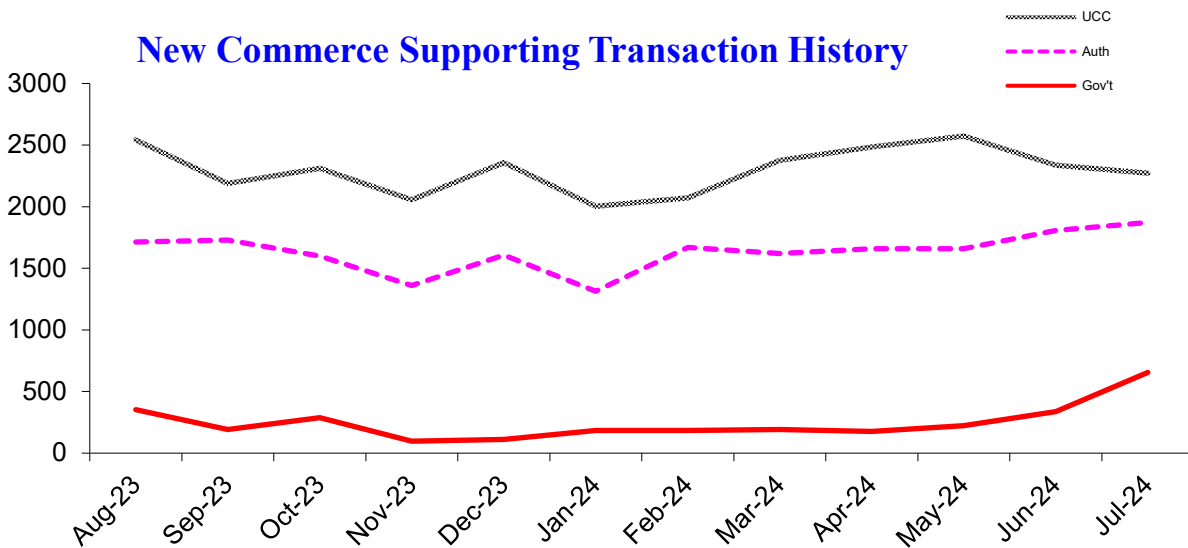
UCC & Notary Report

Monthly update from Oregon's Secretary of State LaVonne Griffin-Valade

New Commerce Supporting Transactions

| Filing Transaction Type | Latest Month | Previous Month | 12 Months Ago | Change Year Ago |
|---|--------------|----------------|---------------|-----------------|
| Uniform Commercial Code | 2,271 | 2,336 | 2,683 | -15.4% |
| Agricultural Liens (EFS, ASL, Grain, Ag produce) | 32 | 42 | 35 | -8.6% |
| Government Liens (IRS, Revenue, Employment) | 655 | 336 | 367 | 78.5% |
| Secured Transactions | 2,958 | 2,714 | 3,085 | -4.1% |
| Notary Authentications for International Use | 1,872 | 1,808 | 1,962 | -4.6% |

New Commerce Supporting Transaction History



Active Filings

| Filing Transaction Type | Latest Month | Previous Month | 12 Months Ago | Change Year Ago |
|--|----------------|----------------|----------------|-----------------|
| Uniform Commercial Code | 184,205 | 184,250 | 183,538 | 0.4% |
| Agricultural Liens (EFS, ASL, Grain, Ag produce) | 3,265 | 3,267 | 3,373 | -3.2% |
| Government Liens (IRS, Revenue, Employment) | 11,728 | 11,795 | 12,393 | -5.4% |
| Secured Transactions | 199,198 | 199,312 | 199,304 | -0.1% |
| Commissioned Notaries Public | 39,316 | 39,459 | 39,670 | -0.9% |
| Active RON Notaries | 802 | 797 | 586 | 36.0% |
| Active IPEN Notaries | 111 | 110 | 80 | 37.5% |

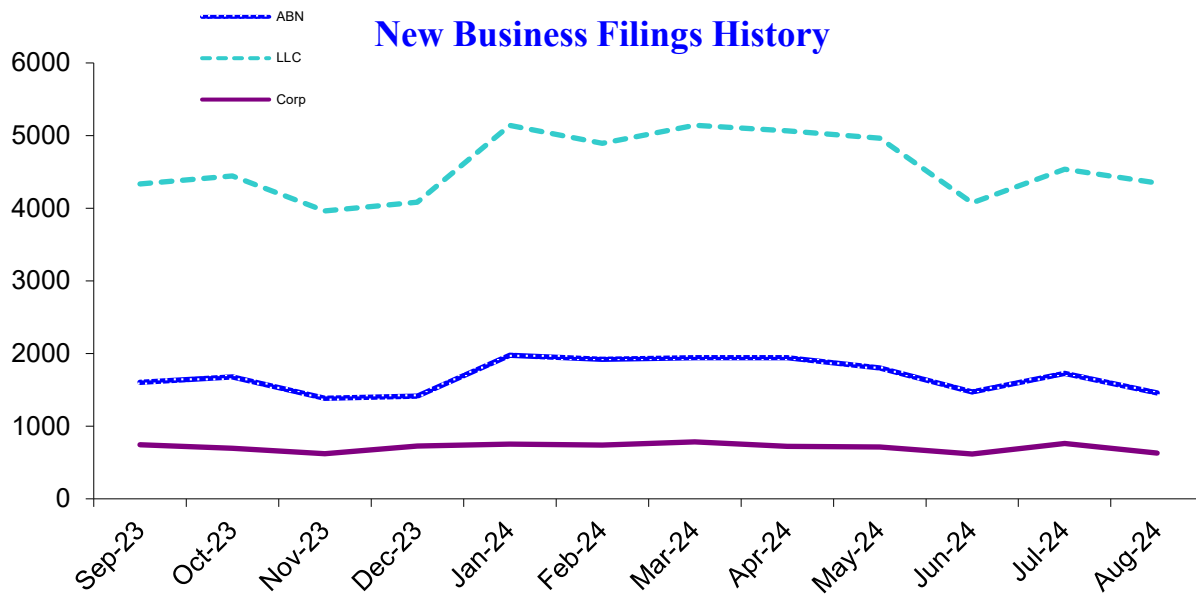


Business Report

Monthly update from Oregon's Secretary of State LaVonne Griffin-Valade

New Business Applications

| Business Type | Latest Month | Previous Month | 12 Months Ago | Change Year Ago |
|---|--------------|----------------|---------------|-----------------|
| Assumed Business Names | 1,457 | 1,725 | 1,807 | -19.4% |
| Limited Liability Companies | 4,348 | 4,536 | 4,939 | -12.0% |
| Corporations (Domestic & Foreign: Business, Nonprofit, Professional) | 631 | 762 | 837 | -24.6% |
| Business Registry Total | 6,436 | 7,023 | 7,583 | -15.1% |



Active Business Filings

| Business Type | Latest Month | Previous Month | 12 Months Ago | Change Year Ago |
|--------------------------------|----------------|----------------|----------------|-----------------|
| Assumed Business Names | 116,926 | 117,431 | 120,079 | -2.6% |
| Limited Liability Companies | 292,587 | 291,525 | 279,683 | 4.6% |
| Corporations | 114,940 | 115,199 | 116,226 | -1.1% |
| Other | 2,777 | 2,774 | 2,746 | 1.1% |
| Business Registry Total | 527,230 | 526,929 | 518,734 | 1.6% |



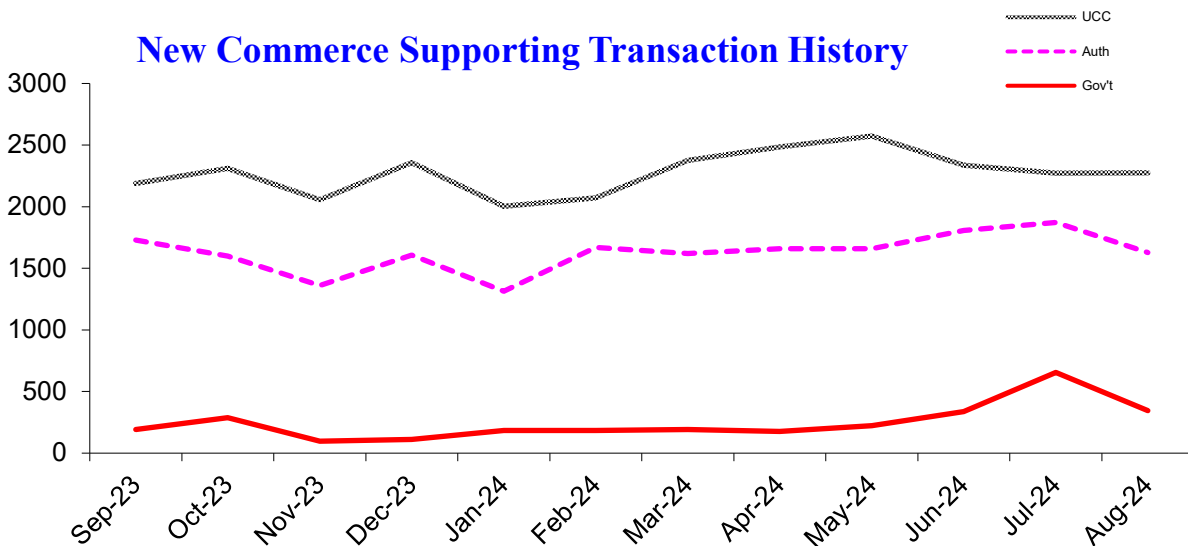
UCC & Notary Report

Monthly update from Oregon's Secretary of State LaVonne Griffin-Valade

New Commerce Supporting Transactions

| Filing Transaction Type | Latest Month | Previous Month | 12 Months Ago | Change Year Ago |
|---|--------------|----------------|---------------|-----------------|
| Uniform Commercial Code | 2,275 | 2,271 | 2,543 | -10.5% |
| Agricultural Liens (EFS, ASL, Grain, Ag produce) | 31 | 32 | 27 | 14.8% |
| Government Liens (IRS, Revenue, Employment) | 345 | 655 | 354 | -2.5% |
| Secured Transactions | 2,651 | 2,958 | 2,924 | -9.3% |
| Notary Authentications for International Use | 1,628 | 1,872 | 1,713 | -5.0% |

New Commerce Supporting Transaction History



Active Filings

| Filing Transaction Type | Latest Month | Previous Month | 12 Months Ago | Change Year Ago |
|--|----------------|----------------|----------------|-----------------|
| Uniform Commercial Code | 184,144 | 184,205 | 183,774 | 0.2% |
| Agricultural Liens (EFS, ASL, Grain, Ag produce) | 3,249 | 3,265 | 3,359 | -3.3% |
| Government Liens (IRS, Revenue, Employment) | 11,662 | 11,728 | 12,249 | -4.8% |
| Secured Transactions | 199,055 | 199,198 | 199,382 | -0.2% |
| Commissioned Notaries Public | 39,173 | 39,316 | 39,595 | -1.1% |
| Active RON Notaries | 802 | 797 | 607 | 31.3% |
| Active IPEN Notaries | 111 | 110 | 84 | 31.0% |

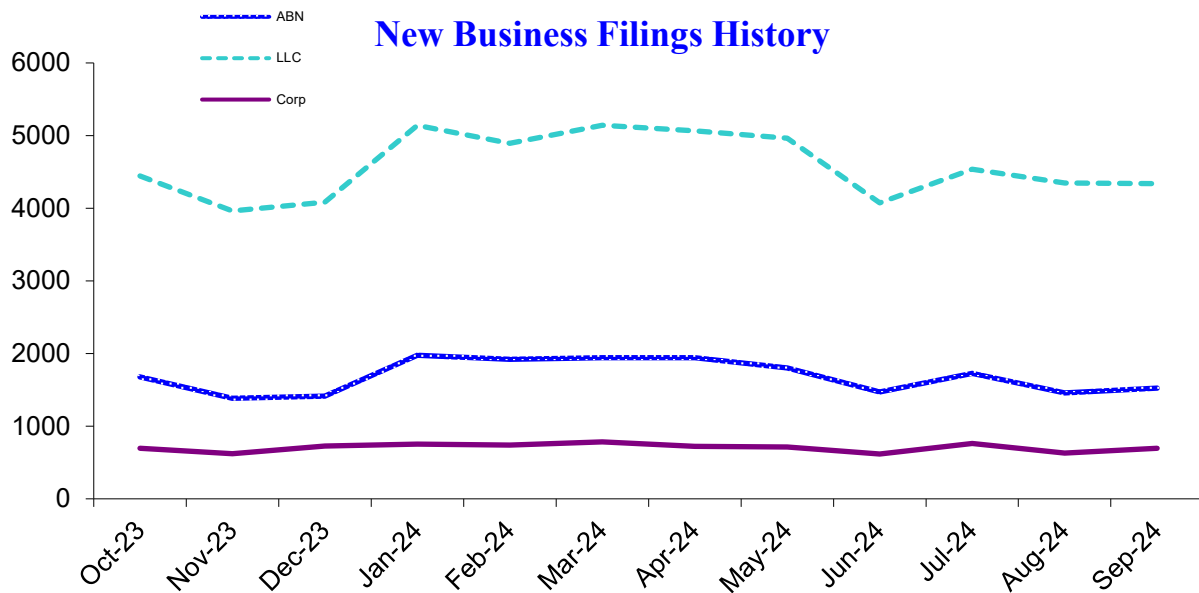


Business Report

Monthly update from Oregon's Secretary of State LaVonne Griffin-Valade

New Business Applications

| Business Type | Latest Month | Previous Month | 12 Months Ago | Change Year Ago |
|---|--------------|----------------|---------------|-----------------|
| Assumed Business Names | 1,526 | 1,457 | 1,602 | -4.7% |
| Limited Liability Companies | 4,338 | 4,348 | 4,335 | 0.1% |
| Corporations (Domestic & Foreign: Business, Nonprofit, Professional) | 694 | 631 | 743 | -6.6% |
| Business Registry Total | 6,558 | 6,436 | 6,680 | -1.8% |



Active Business Filings

| Business Type | Latest Month | Previous Month | 12 Months Ago | Change Year Ago |
|--------------------------------|----------------|----------------|----------------|-----------------|
| Assumed Business Names | 116,720 | 116,926 | 119,914 | -2.7% |
| Limited Liability Companies | 293,318 | 292,587 | 280,763 | 4.5% |
| Corporations | 113,978 | 114,940 | 116,264 | -2.0% |
| Other | 2,775 | 2,777 | 2,739 | 1.3% |
| Business Registry Total | 526,791 | 527,230 | 519,680 | 1.4% |



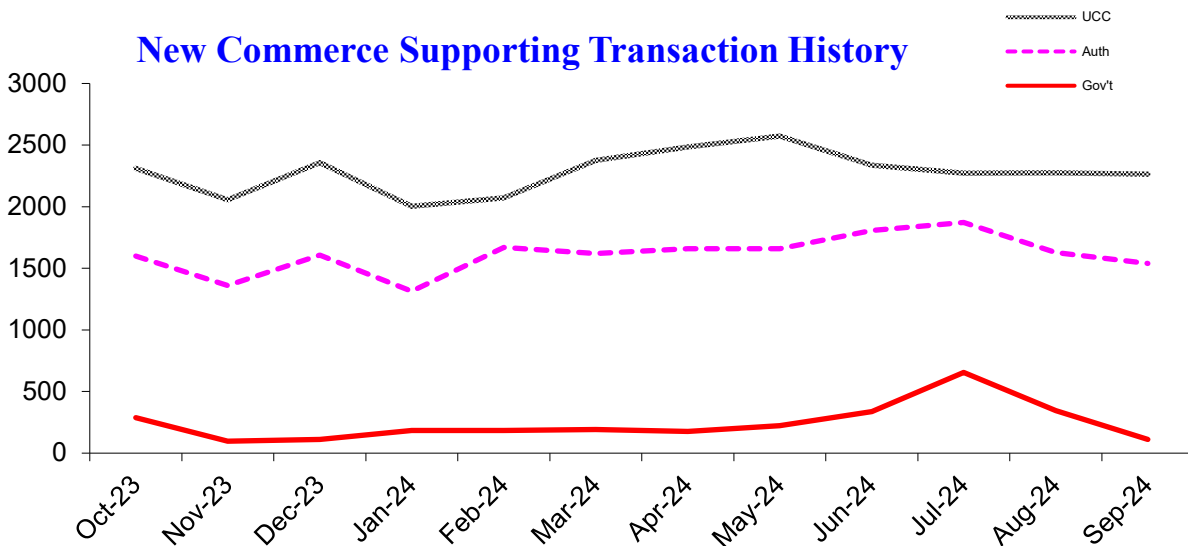
UCC & Notary Report

Monthly update from Oregon's Secretary of State LaVonne Griffin-Valade

New Commerce Supporting Transactions

| Filing Transaction Type | Latest Month | Previous Month | 12 Months Ago | Change Year Ago |
|---|--------------|----------------|---------------|-----------------|
| Uniform Commercial Code | 2,263 | 2,275 | 2,189 | 3.4% |
| Agricultural Liens (EFS, ASL, Grain, Ag produce) | 28 | 31 | 29 | -3.4% |
| Government Liens (IRS, Revenue, Employment) | 110 | 345 | 192 | -42.7% |
| Secured Transactions | 2,401 | 2,651 | 2,410 | -0.4% |
| Notary Authentications for International Use | 1,540 | 1,628 | 1,728 | -10.9% |

New Commerce Supporting Transaction History



Active Filings

| Filing Transaction Type | Latest Month | Previous Month | 12 Months Ago | Change Year Ago |
|--|----------------|----------------|----------------|-----------------|
| Uniform Commercial Code | 184,132 | 184,144 | 183,862 | 0.1% |
| Agricultural Liens (EFS, ASL, Grain, Ag produce) | 3,246 | 3,249 | 3,362 | -3.5% |
| Government Liens (IRS, Revenue, Employment) | 11,612 | 11,662 | 12,240 | -5.1% |
| Secured Transactions | 198,990 | 199,055 | 199,464 | -0.2% |
| Commissioned Notaries Public | 39,058 | 39,173 | 39,606 | -1.4% |
| Active RON Notaries | 802 | 797 | 622 | 28.1% |
| Active IPEN Notaries | 111 | 110 | 84 | 31.0% |

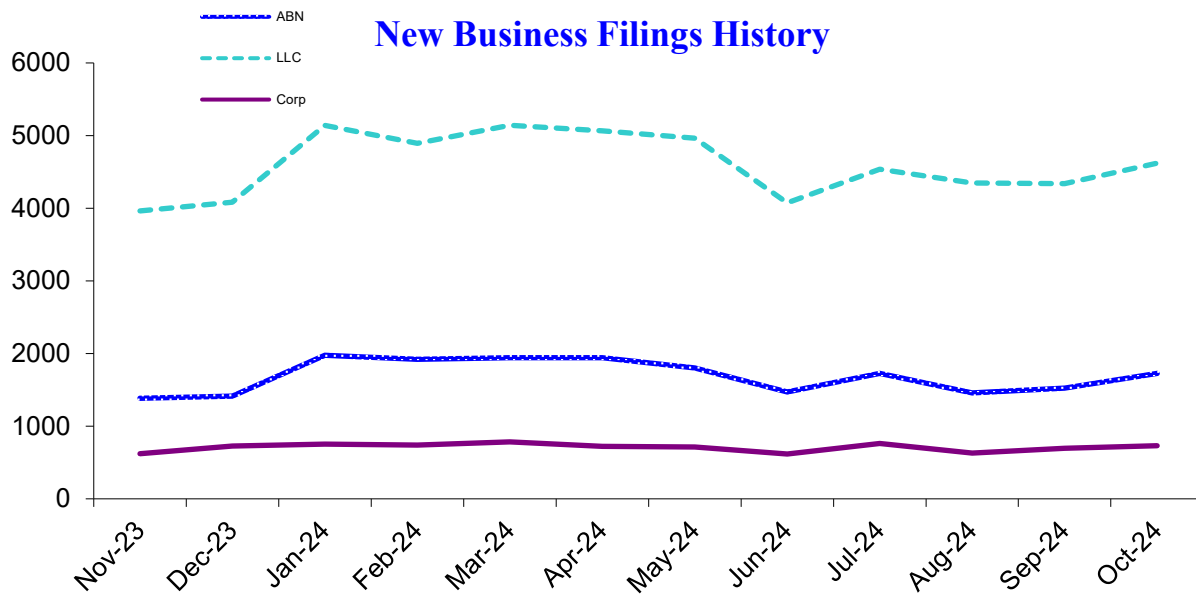


Business Report

Monthly update from Oregon's Secretary of State LaVonne Griffin-Valade

New Business Applications

| Business Type | Latest Month | Previous Month | 12 Months Ago | Change Year Ago |
|---|--------------|----------------|---------------|-----------------|
| Assumed Business Names | 1,727 | 1,526 | 1,676 | 3.0% |
| Limited Liability Companies | 4,622 | 4,338 | 4,444 | 4.0% |
| Corporations (Domestic & Foreign: Business, Nonprofit, Professional) | 729 | 694 | 698 | 4.4% |
| Business Registry Total | 7,078 | 6,558 | 6,818 | 3.8% |



Active Business Filings

| Business Type | Latest Month | Previous Month | 12 Months Ago | Change Year Ago |
|--------------------------------|----------------|----------------|----------------|-----------------|
| Assumed Business Names | 116,485 | 116,720 | 119,799 | -2.8% |
| Limited Liability Companies | 294,122 | 293,318 | 282,526 | 4.1% |
| Corporations | 115,056 | 113,978 | 116,382 | -1.1% |
| Other | 2,770 | 2,775 | 2,742 | 1.0% |
| Business Registry Total | 528,433 | 526,791 | 521,449 | 1.3% |



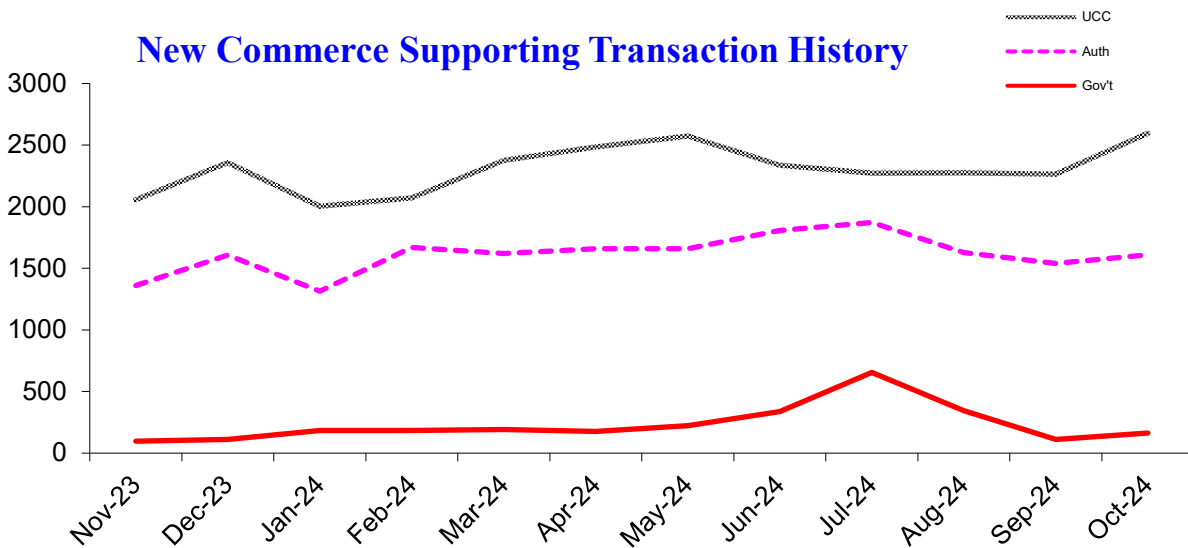
UCC & Notary Report

Monthly update from Oregon's Secretary of State LaVonne Griffin-Valade

New Commerce Supporting Transactions

| Filing Transaction Type | Latest Month | Previous Month | 12 Months Ago | Change Year Ago |
|---|--------------|----------------|---------------|-----------------|
| Uniform Commercial Code | 2,596 | 2,263 | 2,310 | 12.4% |
| Agricultural Liens (EFS, ASL, Grain, Ag produce) | 49 | 28 | 26 | 88.5% |
| Government Liens (IRS, Revenue, Employment) | 163 | 110 | 288 | -43.4% |
| Secured Transactions | 2,808 | 2,401 | 2,624 | 7.0% |
| Notary Authentications for International Use | 1,609 | 1,540 | 1,598 | 0.7% |

New Commerce Supporting Transaction History



Active Filings

| Filing Transaction Type | Latest Month | Previous Month | 12 Months Ago | Change Year Ago |
|--|----------------|----------------|----------------|-----------------|
| Uniform Commercial Code | 184,155 | 184,132 | 183,805 | 0.2% |
| Agricultural Liens (EFS, ASL, Grain, Ag produce) | 3,245 | 3,256 | 3,331 | -2.6% |
| Government Liens (IRS, Revenue, Employment) | 11,513 | 11,612 | 12,136 | -5.1% |
| Secured Transactions | 198,913 | 199,000 | 199,272 | -0.2% |
| Commissioned Notaries Public | 38,924 | 39,058 | 39,614 | -1.7% |
| Active RON Notaries | 802 | 797 | 637 | 25.1% |
| Active IPEN Notaries | 111 | 110 | 85 | 29.4% |

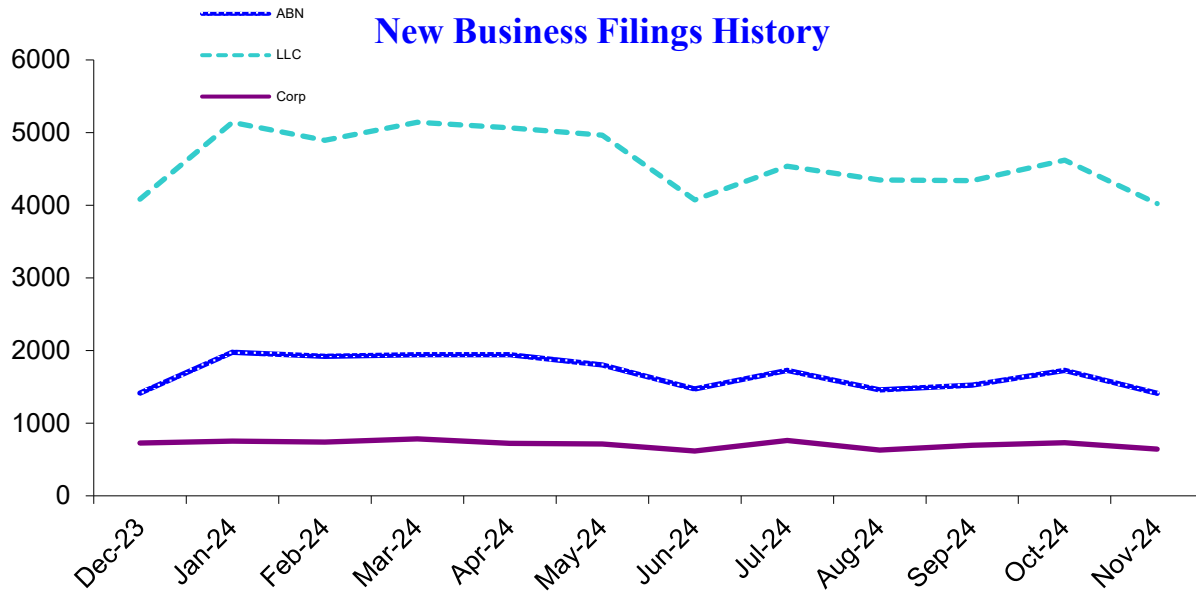


Business Report

Monthly update from Oregon's Secretary of State LaVonne Griffin-Valade

New Business Applications

| Business Type | Latest Month | Previous Month | 12 Months Ago | Change Year Ago |
|---|--------------|----------------|---------------|-----------------|
| Assumed Business Names | 1,412 | 1,727 | 1,384 | 2.0% |
| Limited Liability Companies | 4,023 | 4,622 | 3,963 | 1.5% |
| Corporations (Domestic & Foreign: Business, Nonprofit, Professional) | 644 | 729 | 622 | 3.5% |
| Business Registry Total | 6,079 | 7,078 | 5,969 | 1.8% |



Active Business Filings

| Business Type | Latest Month | Previous Month | 12 Months Ago | Change Year Ago |
|--------------------------------|----------------|----------------|----------------|-----------------|
| Assumed Business Names | 132,284 | 116,485 | 119,044 | 11.1% |
| Limited Liability Companies | 275,707 | 294,122 | 283,058 | -2.6% |
| Corporations | 119,523 | 115,056 | 116,246 | 2.8% |
| Other | 2,879 | 2,770 | 2,749 | 4.7% |
| Business Registry Total | 530,393 | 528,433 | 521,097 | 1.8% |



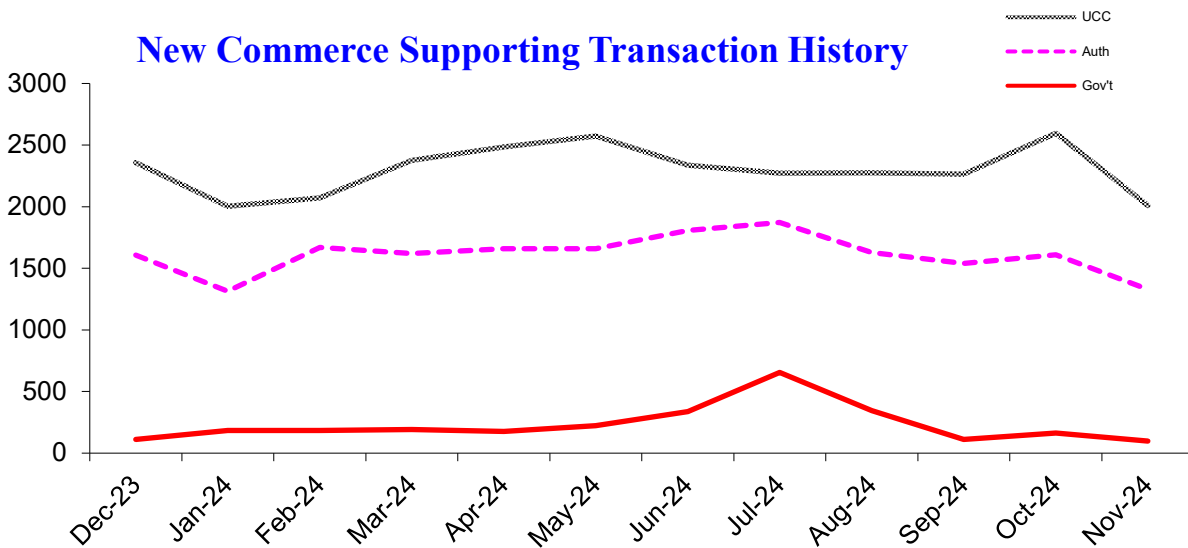
UCC & Notary Report

Monthly update from Oregon's Secretary of State LaVonne Griffin-Valade

New Commerce Supporting Transactions

| Filing Transaction Type | Latest Month | Previous Month | 12 Months Ago | Change Year Ago |
|---|--------------|----------------|---------------|-----------------|
| Uniform Commercial Code | 2,010 | 2,596 | 2,057 | -2.3% |
| Agricultural Liens (EFS, ASL, Grain, Ag produce) | 37 | 49 | 20 | 85.0% |
| Government Liens (IRS, Revenue, Employment) | 98 | 163 | 97 | 1.0% |
| Secured Transactions | 2,145 | 2,808 | 2,174 | -1.3% |
| Notary Authentications for International Use | 1,329 | 1,609 | 1,360 | -2.3% |

New Commerce Supporting Transaction History



Active Filings

| Filing Transaction Type | Latest Month | Previous Month | 12 Months Ago | Change Year Ago |
|--|----------------|----------------|----------------|-----------------|
| Uniform Commercial Code | 184,000 | 184,155 | 183,779 | 0.1% |
| Agricultural Liens (EFS, ASL, Grain, Ag produce) | 3,244 | 3,245 | 3,322 | -2.3% |
| Government Liens (IRS, Revenue, Employment) | 11,177 | 11,513 | 12,114 | -7.7% |
| Secured Transactions | 198,421 | 198,913 | 199,215 | -0.4% |
| Commissioned Notaries Public | 38,822 | 38,924 | 39,548 | -1.8% |
| Active RON Notaries | 802 | 797 | 657 | 21.3% |
| Active IPEN Notaries | 111 | 110 | 84 | 31.0% |

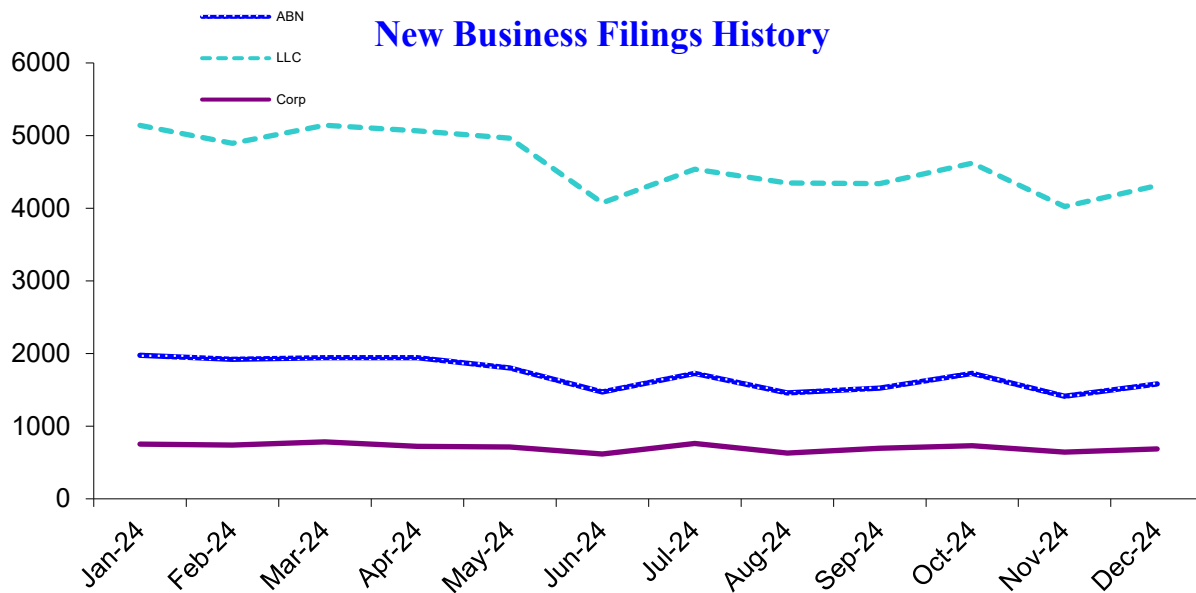


Business Report

Monthly update from Oregon's Secretary of State LaVonne Griffin-Valade

New Business Applications

| Business Type | Latest Month | Previous Month | 12 Months Ago | Change Year Ago |
|---|--------------|----------------|---------------|-----------------|
| Assumed Business Names | 1,582 | 1,412 | 1,414 | 11.9% |
| Limited Liability Companies | 4,311 | 4,023 | 4,082 | 5.6% |
| Corporations (Domestic & Foreign: Business, Nonprofit, Professional) | 686 | 644 | 726 | -5.5% |
| Business Registry Total | 6,579 | 6,079 | 6,222 | 5.7% |



Active Business Filings

| Business Type | Latest Month | Previous Month | 12 Months Ago | Change Year Ago |
|--------------------------------|----------------|----------------|----------------|-----------------|
| Assumed Business Names | 116,182 | 132,284 | 118,523 | -2.0% |
| Limited Liability Companies | 296,777 | 275,707 | 283,690 | 4.6% |
| Corporations | 115,025 | 119,523 | 116,028 | -0.9% |
| Other | 2,746 | 2,879 | 2,753 | -0.3% |
| Business Registry Total | 530,730 | 530,393 | 520,994 | 1.9% |



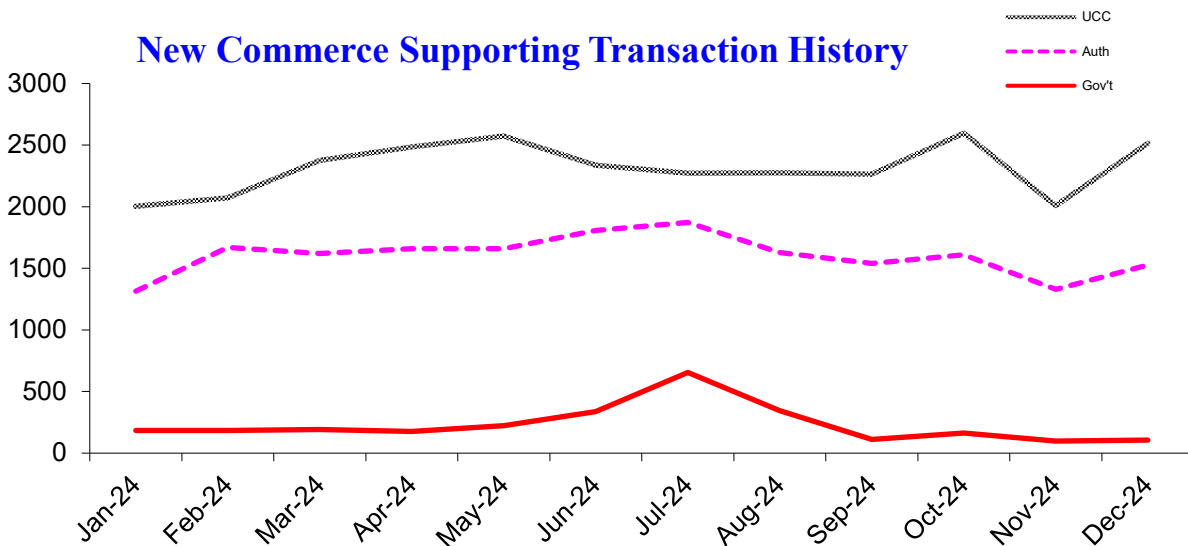
UCC & Notary Report

Monthly update from Oregon's Secretary of State LaVonne Griffin-Valade

New Commerce Supporting Transactions

| Filing Transaction Type | Latest Month | Previous Month | 12 Months Ago | Change Year Ago |
|---|--------------|----------------|---------------|-----------------|
| Uniform Commercial Code | 2,514 | 2,010 | 2,358 | 6.6% |
| Agricultural Liens (EFS, ASL, Grain, Ag produce) | 35 | 37 | 34 | 2.9% |
| Government Liens (IRS, Revenue, Employment) | 105 | 98 | 110 | -4.5% |
| Secured Transactions | 2,654 | 2,145 | 2,502 | 6.1% |
| Notary Authentications for International Use | 1,526 | 1,329 | 1,608 | -5.1% |

New Commerce Supporting Transaction History



Active Filings

| Filing Transaction Type | Latest Month | Previous Month | 12 Months Ago | Change Year Ago |
|--|----------------|----------------|----------------|-----------------|
| Uniform Commercial Code | 184,187 | 184,000 | 183,852 | 0.2% |
| Agricultural Liens (EFS, ASL, Grain, Ag produce) | 3,232 | 3,244 | 3,320 | -2.7% |
| Government Liens (IRS, Revenue, Employment) | 11,384 | 11,177 | 9,954 | 14.4% |
| Secured Transactions | 198,803 | 198,421 | 197,126 | 0.9% |
| Commissioned Notaries Public | 38,756 | 38,822 | 39,435 | -1.7% |
| Active RON Notaries | 802 | 797 | 666 | 19.7% |
| Active IPEN Notaries | 111 | 110 | 87 | 26.4% |