

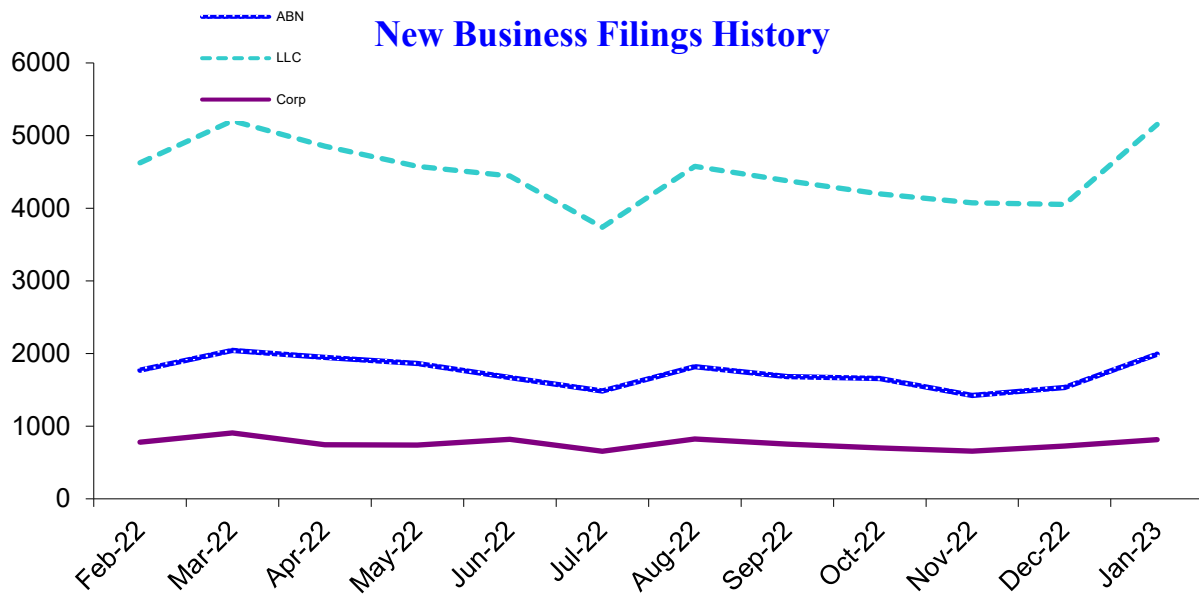


# Business Report

Monthly update from Oregon's Secretary of State Shemia Fagan

## New Business Applications

Business Type	Latest Month	Previous Month	12 Months Ago	Change Year Ago
Assumed Business Names	1,989	1,532	2,171	-8.4%
Limited Liability Companies	5,153	4,051	5,307	-2.9%
Corporations (Domestic & Foreign: Business, Nonprofit, Professional)	815	727	643	26.7%
<b>Business Registry Total</b>	<b>7,957</b>	<b>6,310</b>	<b>8,121</b>	<b>-2.0%</b>



## Active Business Filings

Business Type	Latest Month	Previous Month	12 Months Ago	Change Year Ago
Assumed Business Names	132,284	125,948	128,599	2.9%
Limited Liability Companies	275,707	272,741	258,322	6.7%
Corporations	119,523	117,209	117,474	1.7%
Other	2,879	2,696	2,847	1.1%
<b>Business Registry Total</b>	<b>530,393</b>	<b>518,594</b>	<b>507,242</b>	<b>4.6%</b>



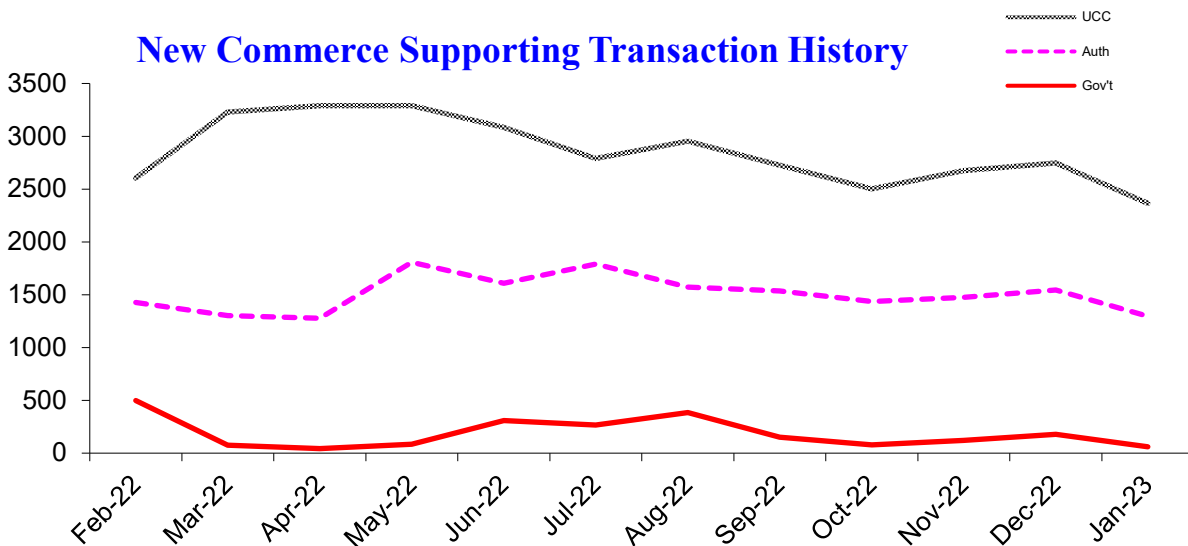
# UCC & Notary Report

Monthly update from Oregon's Secretary of State Shemia Fagan

## New Commerce Supporting Transactions

Filing Transaction Type	Latest Month	Previous Month	12 Months Ago	Change Year Ago
Uniform Commercial Code	2,365	2,747	2,701	-12.4%
Agricultural Liens (EFS, ASL, Grain, Ag produce)	37	28	40	-7.5%
Government Liens (IRS, Revenue, Employment)	60	177	78	-23.1%
<b>Secured Transactions</b>	<b>2,462</b>	<b>2,952</b>	<b>2,819</b>	<b>-12.7%</b>
<b>Notary Authentications for International Use</b>	<b>1,296</b>	<b>1,546</b>	<b>1,141</b>	<b>13.6%</b>

## New Commerce Supporting Transaction History



## Active Filings

Filing Transaction Type	Latest Month	Previous Month	12 Months Ago	Change Year Ago
Uniform Commercial Code	179,912	181,795	175,652	2.4%
Agricultural Liens (EFS, ASL, Grain, Ag produce)	3,380	3,420	3,624	-6.7%
Government Liens (IRS, Revenue, Employment)	12,802	12,945	14,726	-13.1%
<b>Secured Transactions</b>	<b>196,094</b>	<b>198,160</b>	<b>194,002</b>	<b>1.1%</b>
<b>Commissioned Notaries Public</b>	<b>39,595</b>	<b>39,738</b>	<b>39,929</b>	<b>-0.8%</b>
Active RON Notaries	457	447	--	--
Active IPEN Notaries	53	53	--	--

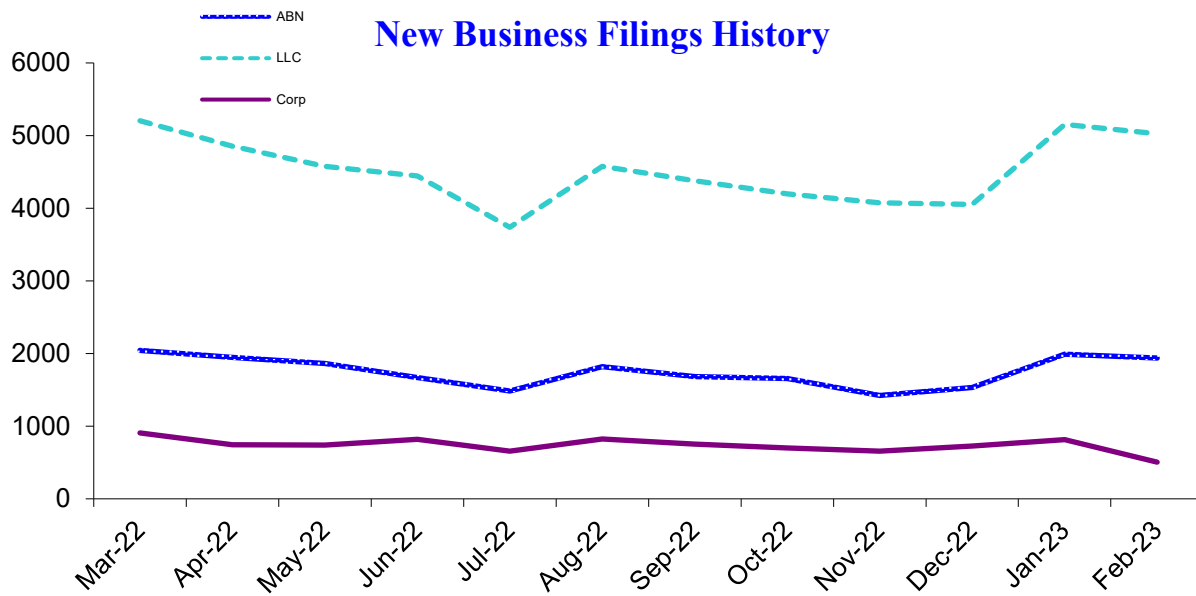


# Business Report

Monthly update from Oregon's Secretary of State Shemia Fagan

## New Business Applications

Business Type	Latest Month	Previous Month	12 Months Ago	Change Year Ago
Assumed Business Names	1,936	1,989	1,770	9.4%
Limited Liability Companies	5,026	5,153	4,623	8.7%
Corporations (Domestic & Foreign: Business, Nonprofit, Professional)	505	815	779	-35.2%
<b>Business Registry Total</b>	<b>7,467</b>	<b>7,957</b>	<b>7,172</b>	<b>4.1%</b>



## Active Business Filings

Business Type	Latest Month	Previous Month	12 Months Ago	Change Year Ago
Assumed Business Names	121,816	132,284	129,139	-5.7%
Limited Liability Companies	269,408	275,707	260,941	3.2%
Corporations	115,334	119,523	117,433	-1.8%
Other	2,774	2,879	2,846	-2.5%
<b>Business Registry Total</b>	<b>509,332</b>	<b>530,393</b>	<b>510,359</b>	<b>-0.2%</b>



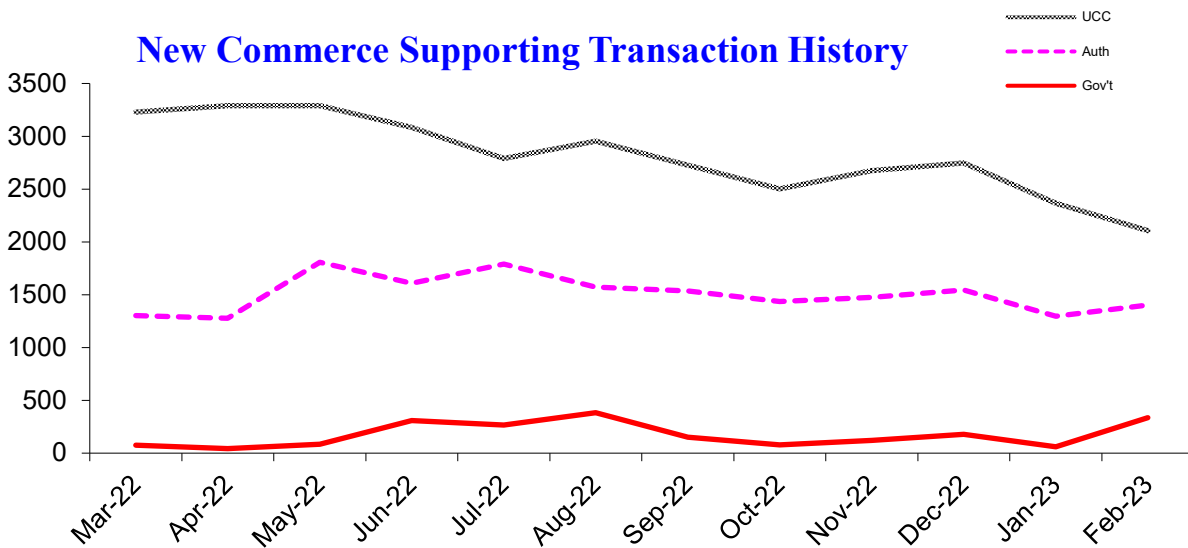
# UCC & Notary Report

Monthly update from Oregon's Secretary of State Shemia Fagan

## New Commerce Supporting Transactions

Filing Transaction Type	Latest Month	Previous Month	12 Months Ago	Change Year Ago
Uniform Commercial Code	2,107	2,365	2,604	-19.1%
Agricultural Liens (EFS, ASL, Grain, Ag produce)	34	37	33	3.0%
Government Liens (IRS, Revenue, Employment)	336	60	498	-32.5%
<b>Secured Transactions</b>	<b>2,477</b>	<b>2,462</b>	<b>3,135</b>	<b>-21.0%</b>
<b>Notary Authentications for International Use</b>	<b>1,403</b>	<b>1,296</b>	<b>1,427</b>	<b>-1.7%</b>

## New Commerce Supporting Transaction History



## Active Filings

Filing Transaction Type	Latest Month	Previous Month	12 Months Ago	Change Year Ago
Uniform Commercial Code	180,255	179,912	176,879	1.9%
Agricultural Liens (EFS, ASL, Grain, Ag produce)	3,374	3,380	3,597	-6.2%
Government Liens (IRS, Revenue, Employment)	12,776	12,802	14,580	-12.4%
<b>Secured Transactions</b>	<b>196,405</b>	<b>196,094</b>	<b>195,056</b>	<b>0.7%</b>
<b>Commissioned Notaries Public</b>	<b>39,768</b>	<b>39,595</b>	<b>39,466</b>	<b>0.8%</b>
Active RON Notaries	474	447	289	64.0%
Active IPEN Notaries	56	53	35	60.0%

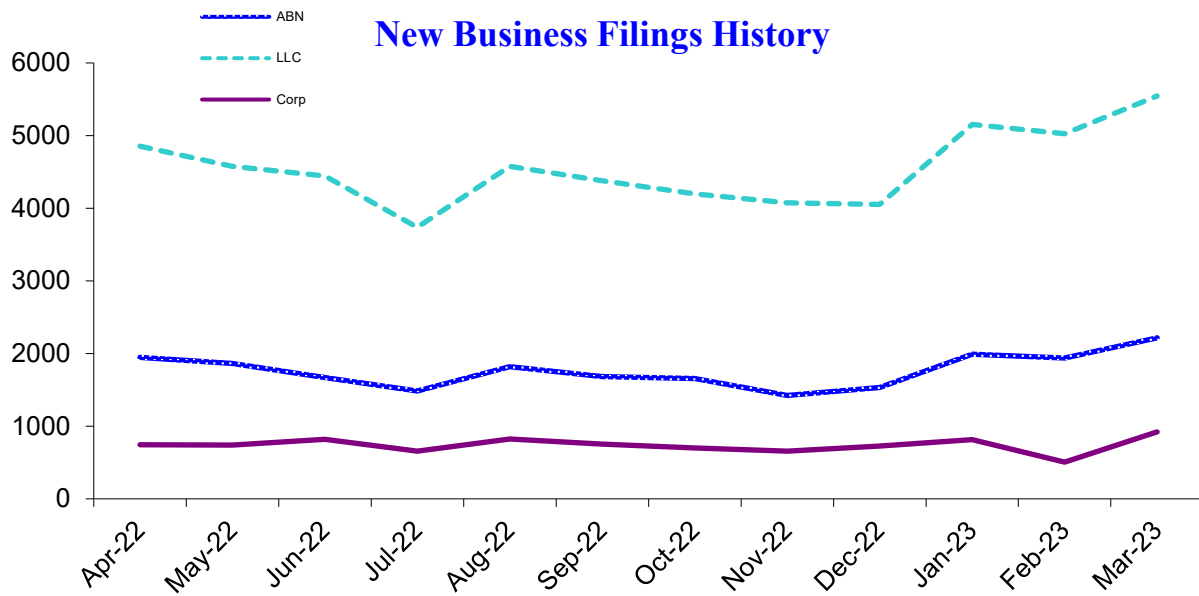


# Business Report

Monthly update from Oregon's Secretary of State Shemia Fagan

## New Business Applications

Business Type	Latest Month	Previous Month	12 Months Ago	Change Year Ago
Assumed Business Names	2,216	1,936	2,043	8.5%
Limited Liability Companies	5,545	5,026	5,204	6.6%
Corporations (Domestic & Foreign: Business, Nonprofit, Professional)	922	505	907	1.7%
<b>Business Registry Total</b>	<b>8,683</b>	<b>7,467</b>	<b>8,154</b>	<b>6.5%</b>



## Active Business Filings

Business Type	Latest Month	Previous Month	12 Months Ago	Change Year Ago
Assumed Business Names	123,435	121,816	122,966	0.4%
Limited Liability Companies	271,424	269,408	260,156	4.3%
Corporations	115,847	115,334	116,961	-1.0%
Other	2,784	2,774	2,821	-1.3%
<b>Business Registry Total</b>	<b>513,490</b>	<b>509,332</b>	<b>502,904</b>	<b>2.1%</b>



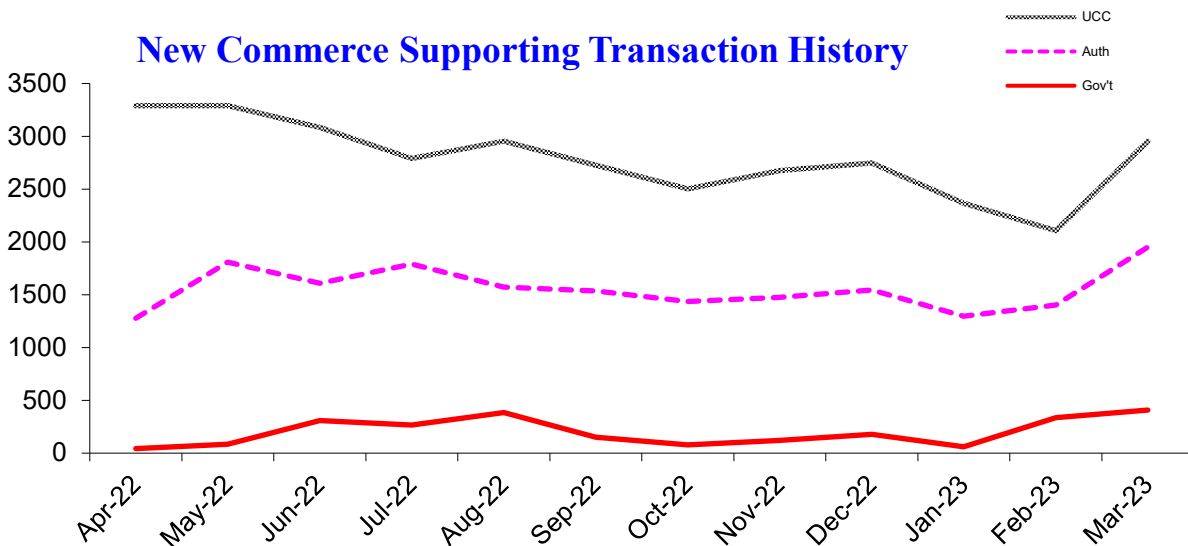
# UCC & Notary Report

Monthly update from Oregon's Secretary of State Shemia Fagan

## New Commerce Supporting Transactions

Filing Transaction Type	Latest Month	Previous Month	12 Months Ago	Change Year Ago
Uniform Commercial Code	2,952	2,107	3,229	-8.6%
Agricultural Liens (EFS, ASL, Grain, Ag produce)	50	34	43	16.3%
Government Liens (IRS, Revenue, Employment)	408	336	74	451.4%
<b>Secured Transactions</b>	<b>3,410</b>	<b>2,477</b>	<b>3,346</b>	<b>1.9%</b>
<b>Notary Authentications for International Use</b>	1,951	1,403	1,302	49.8%

## New Commerce Supporting Transaction History



## Active Filings

Filing Transaction Type	Latest Month	Previous Month	12 Months Ago	Change Year Ago
Uniform Commercial Code	182,370	180,255	177,317	2.8%
Agricultural Liens (EFS, ASL, Grain, Ag produce)	3,407	3,374	3,555	-4.2%
Government Liens (IRS, Revenue, Employment)	12,921	12,776	14,440	-10.5%
<b>Secured Transactions</b>	<b>198,698</b>	<b>196,405</b>	<b>195,312</b>	<b>1.7%</b>
<b>Commissioned Notaries Public</b>	39,654	39,768	39,505	0.4%
Active RON Notaries	500	474	324	46.3%
Active IPEN Notaries	61	56	36	55.6%

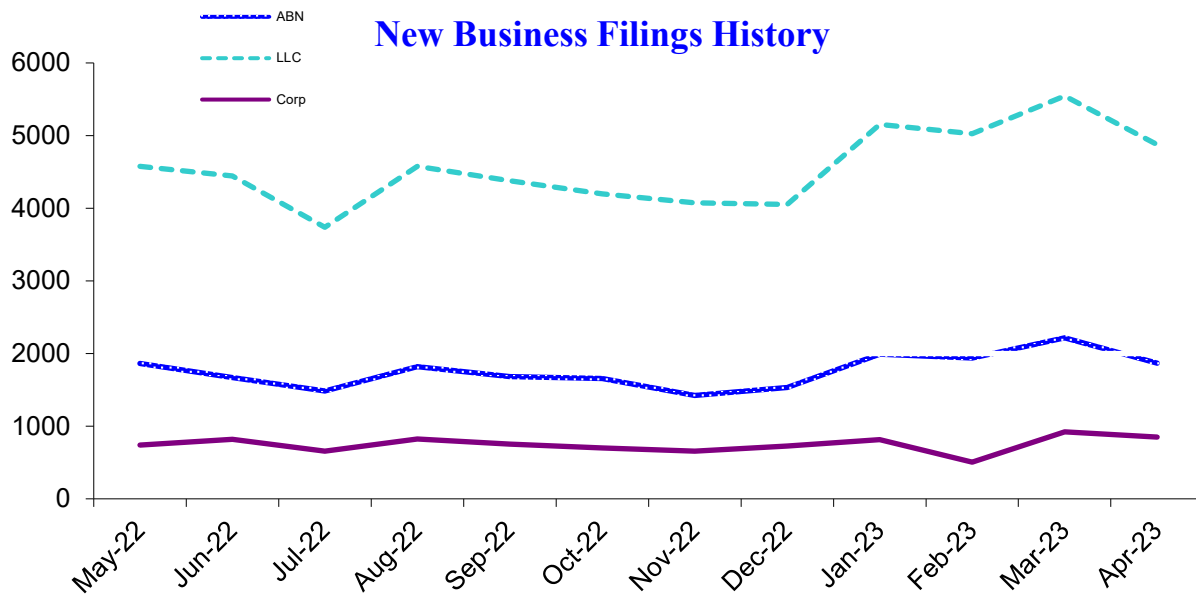


# Business Report

Monthly update from Oregon's Secretary of State Shemia Fagan

## New Business Applications

Business Type	Latest Month	Previous Month	12 Months Ago	Change Year Ago
Assumed Business Names	1,867	2,216	1,945	-4.0%
Limited Liability Companies	4,874	5,545	4,852	0.5%
Corporations (Domestic & Foreign: Business, Nonprofit, Professional)	849	922	745	14.0%
<b>Business Registry Total</b>	<b>7,590</b>	<b>8,683</b>	<b>7,542</b>	<b>0.6%</b>



## Active Business Filings

Business Type	Latest Month	Previous Month	12 Months Ago	Change Year Ago
Assumed Business Names	123,564	123,435	124,872	-1.0%
Limited Liability Companies	276,885	271,424	264,991	4.5%
Corporations	116,455	115,847	117,698	-1.1%
Other	2,781	2,784	2,836	-1.9%
<b>Business Registry Total</b>	<b>519,685</b>	<b>513,490</b>	<b>510,397</b>	<b>1.8%</b>

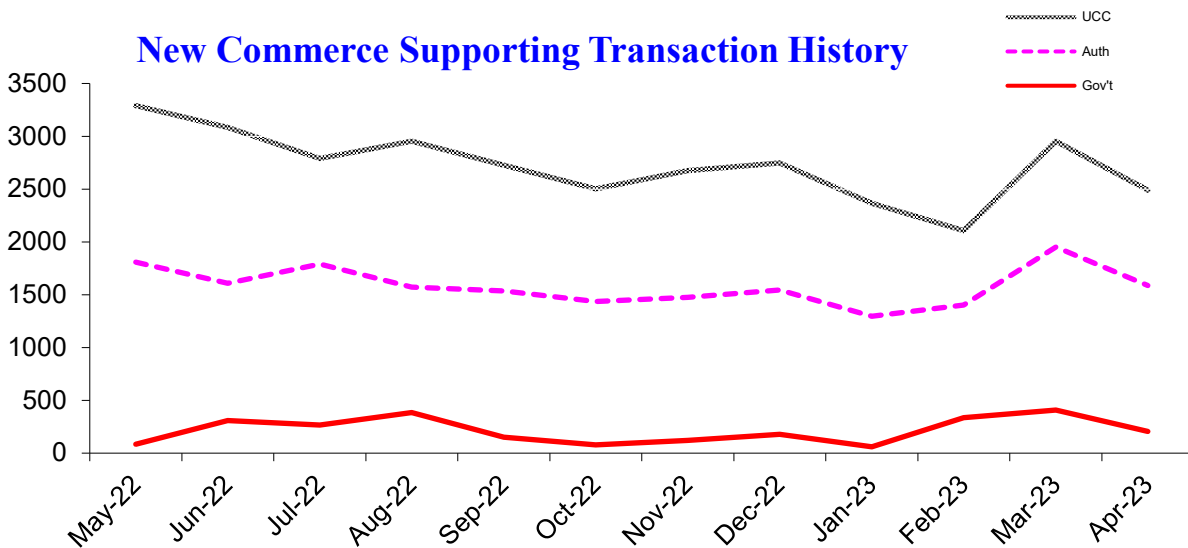


# UCC & Notary Report

Monthly update from Oregon's Secretary of State Shemia Fagan

## New Commerce Supporting Transactions

Filing Transaction Type	Latest Month	Previous Month	12 Months Ago	Change Year Ago
Uniform Commercial Code	2,490	2,952	3,289	-24.3%
Agricultural Liens (EFS, ASL, Grain, Ag produce)	29	50	56	-48.2%
Government Liens (IRS, Revenue, Employment)	207	408	43	381.4%
<b>Secured Transactions</b>	<b>2,726</b>	<b>3,410</b>	<b>3,388</b>	<b>-19.5%</b>
<b>Notary Authentications for International Use</b>	<b>1,586</b>	<b>1,951</b>	<b>1,277</b>	<b>24.2%</b>



## Active Filings

Filing Transaction Type	Latest Month	Previous Month	12 Months Ago	Change Year Ago
Uniform Commercial Code	182,787	182,370	177,977	2.7%
Agricultural Liens (EFS, ASL, Grain, Ag produce)	3,401	3,407	3,579	-5.0%
Government Liens (IRS, Revenue, Employment)	12,851	12,921	14,260	-9.9%
<b>Secured Transactions</b>	<b>199,039</b>	<b>198,698</b>	<b>195,816</b>	<b>1.6%</b>
<b>Commissioned Notaries Public</b>	<b>39,855</b>	<b>39,654</b>	<b>39,612</b>	<b>0.6%</b>
Active RON Notaries	519	500	341	46.6%
Active IPEN Notaries	66	61	37	64.9%

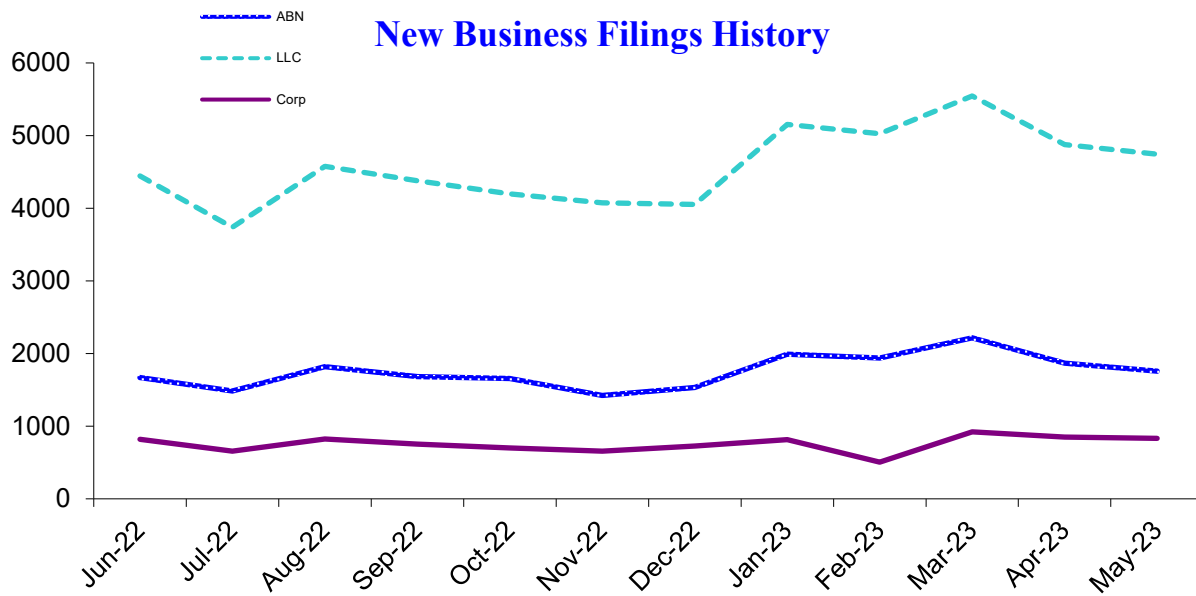


# Business Report

Monthly update from Oregon's Acting Secretary of State Cheryl Myers

## New Business Applications

Business Type	Latest Month	Previous Month	12 Months Ago	Change Year Ago
Assumed Business Names	1,759	1,867	1,862	-5.5%
Limited Liability Companies	4,744	4,874	4,578	3.6%
Corporations (Domestic & Foreign: Business, Nonprofit, Professional)	834	849	742	12.4%
<b>Business Registry Total</b>	<b>7,337</b>	<b>7,590</b>	<b>7,182</b>	<b>2.2%</b>



## Active Business Filings

Business Type	Latest Month	Previous Month	12 Months Ago	Change Year Ago
Assumed Business Names	120,987	123,564	131,977	-8.3%
Limited Liability Companies	274,940	276,885	276,303	-0.5%
Corporations	115,860	116,455	117,321	-1.2%
Other	2,767	2,781	2,878	-3.9%
<b>Business Registry Total</b>	<b>514,554</b>	<b>519,685</b>	<b>528,479</b>	<b>-2.6%</b>



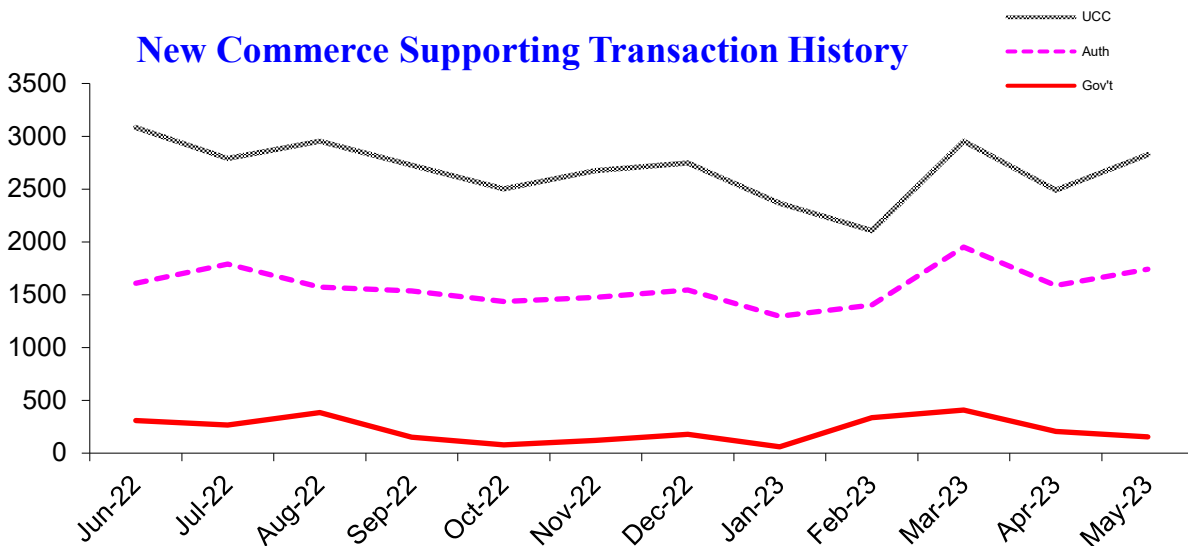
# UCC & Notary Report

Monthly update from Oregon's Acting Secretary of State Cheryl Myers

## New Commerce Supporting Transactions

Filing Transaction Type	Latest Month	Previous Month	12 Months Ago	Change Year Ago
Uniform Commercial Code	2,826	2,490	3,290	-14.1%
Agricultural Liens (EFS, ASL, Grain, Ag produce)	43	29	44	-2.3%
Government Liens (IRS, Revenue, Employment)	153	207	85	80.0%
<b>Secured Transactions</b>	<b>3,022</b>	<b>2,726</b>	<b>3,419</b>	<b>-11.6%</b>
<b>Notary Authentications for International Use</b>	<b>1,741</b>	<b>1,586</b>	<b>1,807</b>	<b>-3.7%</b>

## New Commerce Supporting Transaction History



## Active Filings

Filing Transaction Type	Latest Month	Previous Month	12 Months Ago	Change Year Ago
Uniform Commercial Code	183,194	182,787	178,378	2.7%
Agricultural Liens (EFS, ASL, Grain, Ag produce)	3,385	3,401	3,509	-3.5%
Government Liens (IRS, Revenue, Employment)	12,730	12,851	13,986	-9.0%
<b>Secured Transactions</b>	<b>199,309</b>	<b>199,039</b>	<b>195,873</b>	<b>1.8%</b>
<b>Commissioned Notaries Public</b>	<b>39,824</b>	<b>39,855</b>	<b>39,644</b>	<b>0.5%</b>
Active RON Notaries	555	519	343	51.3%
Active IPEN Notaries	75	66	37	78.4%

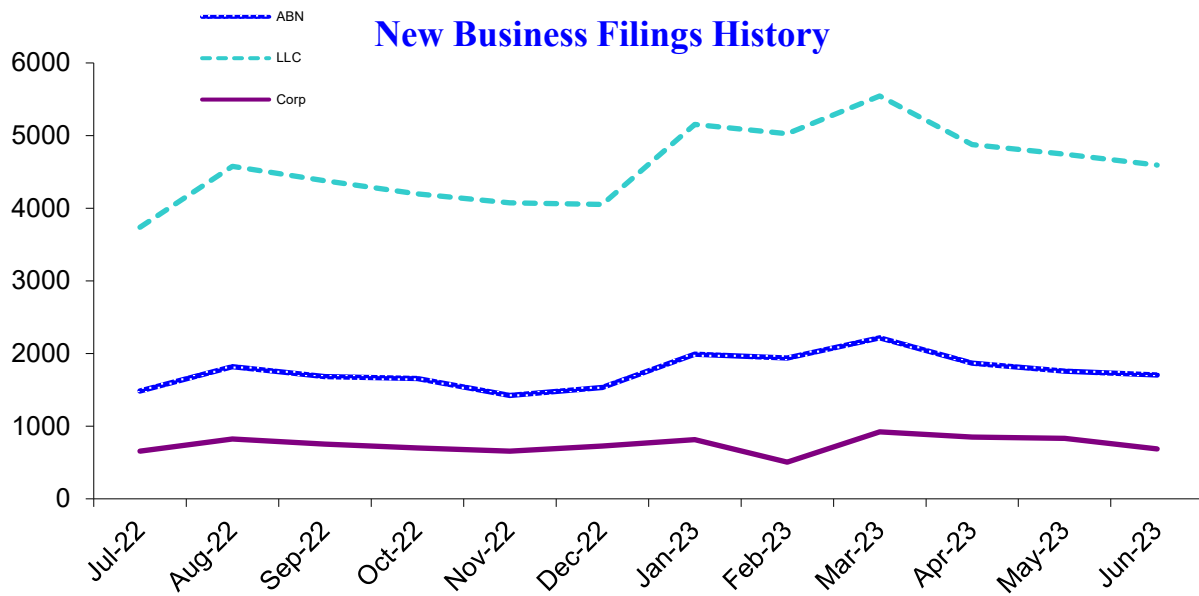


# Business Report

Monthly update from Oregon's Secretary of State LaVonne Griffin-Valade

## New Business Applications

Business Type	Latest Month	Previous Month	12 Months Ago	Change Year Ago
Assumed Business Names	1,706	1,759	1,669	2.2%
Limited Liability Companies	4,592	4,744	4,446	3.3%
Corporations (Domestic & Foreign: Business, Nonprofit, Professional)	686	834	819	-16.2%
<b>Business Registry Total</b>	<b>6,984</b>	<b>7,337</b>	<b>6,934</b>	<b>0.7%</b>



## Active Business Filings

Business Type	Latest Month	Previous Month	12 Months Ago	Change Year Ago
Assumed Business Names	120,406	120,987	132,067	-8.8%
Limited Liability Companies	276,831	274,940	277,587	-0.3%
Corporations	115,946	115,860	117,424	-1.3%
Other	2,762	2,767	2,874	-3.9%
<b>Business Registry Total</b>	<b>515,945</b>	<b>514,554</b>	<b>529,952</b>	<b>-2.6%</b>



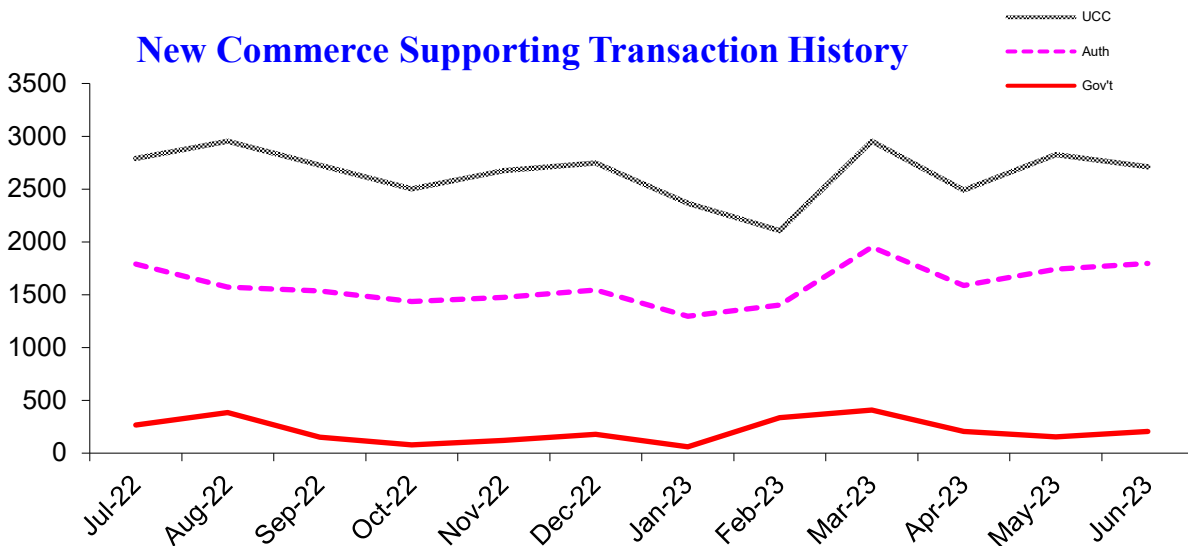
# UCC & Notary Report

Monthly update from Oregon's Secretary of State LaVonne Griffin-Valade

## New Commerce Supporting Transactions

Filing Transaction Type	Latest Month	Previous Month	12 Months Ago	Change Year Ago
Uniform Commercial Code	2,710	2,826	3,083	-12.1%
Agricultural Liens (EFS, ASL, Grain, Ag produce)	27	43	41	-34.1%
Government Liens (IRS, Revenue, Employment)	205	153	310	-33.9%
<b>Secured Transactions</b>	<b>2,942</b>	<b>3,022</b>	<b>3,434</b>	<b>-14.3%</b>
<b>Notary Authentications for International Use</b>	1,795	1,741	1,609	11.6%

## New Commerce Supporting Transaction History



## Active Filings

Filing Transaction Type	Latest Month	Previous Month	12 Months Ago	Change Year Ago
Uniform Commercial Code	183,259	183,194	179,174	2.3%
Agricultural Liens (EFS, ASL, Grain, Ag produce)	3,381	3,385	3,492	-3.2%
Government Liens (IRS, Revenue, Employment)	12,501	12,730	13,650	-8.4%
<b>Secured Transactions</b>	<b>199,141</b>	<b>199,309</b>	<b>196,316</b>	<b>1.4%</b>
<b>Commissioned Notaries Public</b>	39,566	39,824	39,075	1.3%
Active RON Notaries	572	555	377	47.2%
Active IPEN Notaries	76	75	39	92.3%

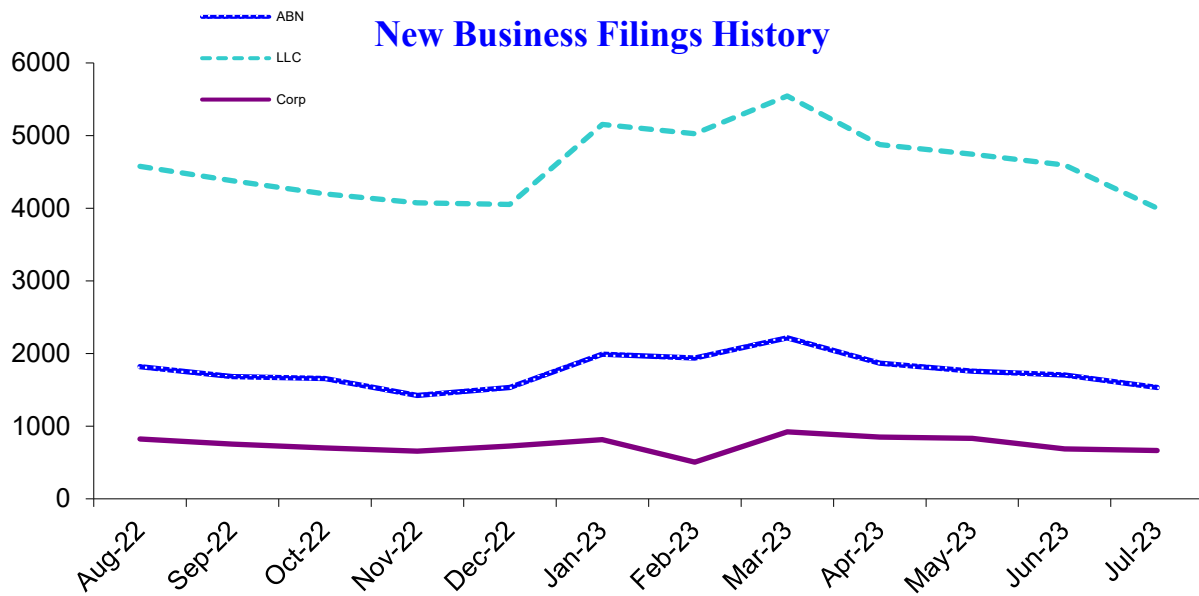


# Business Report

Monthly update from Oregon's Secretary of State LaVonne Griffin-Valade

## New Business Applications

Business Type	Latest Month	Previous Month	12 Months Ago	Change Year Ago
Assumed Business Names	1,532	1,706	1,484	3.2%
Limited Liability Companies	4,001	4,592	3,738	7.0%
Corporations (Domestic & Foreign: Business, Nonprofit, Professional)	666	686	655	1.7%
<b>Business Registry Total</b>	<b>6,199</b>	<b>6,984</b>	<b>5,877</b>	<b>5.5%</b>



## Active Business Filings

Business Type	Latest Month	Previous Month	12 Months Ago	Change Year Ago
Assumed Business Names	120,591	120,406	126,233	-4.5%
Limited Liability Companies	278,642	276,831	273,896	1.7%
Corporations	116,175	115,946	117,110	-0.8%
Other	2,756	2,762	2,853	-3.4%
<b>Business Registry Total</b>	<b>518,164</b>	<b>515,945</b>	<b>520,092</b>	<b>-0.4%</b>



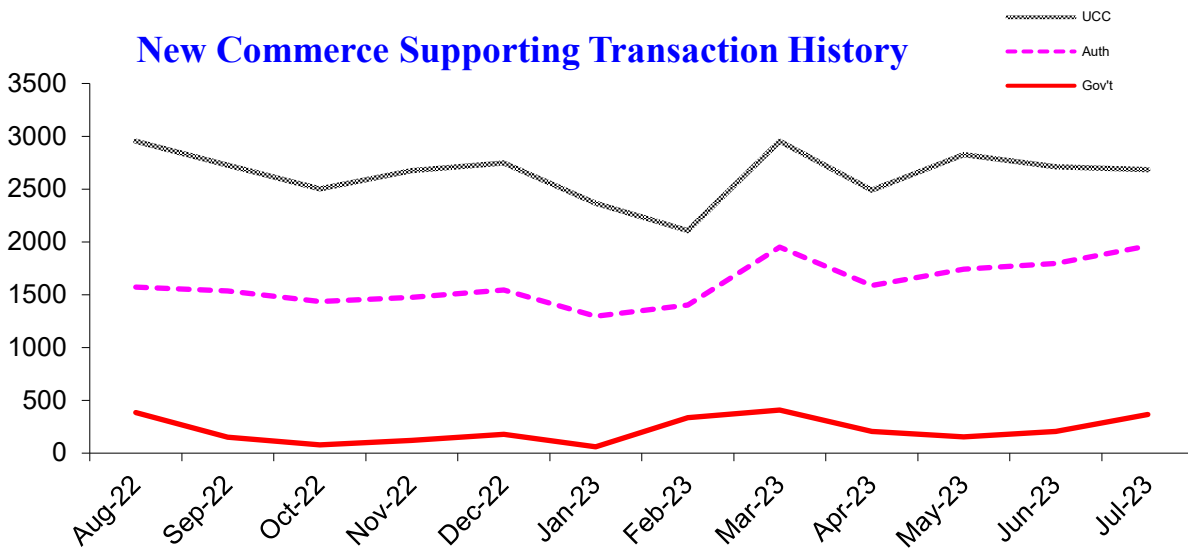
# UCC & Notary Report

Monthly update from Oregon's Secretary of State LaVonne Griffin-Valade

## New Commerce Supporting Transactions

Filing Transaction Type	Latest Month	Previous Month	12 Months Ago	Change Year Ago
Uniform Commercial Code	2,683	2,710	2,789	-3.8%
Agricultural Liens (EFS, ASL, Grain, Ag produce)	35	27	32	9.4%
Government Liens (IRS, Revenue, Employment)	367	205	266	38.0%
<b>Secured Transactions</b>	<b>3,085</b>	<b>2,942</b>	<b>3,087</b>	<b>-0.1%</b>
<b>Notary Authentications for International Use</b>	<b>1,962</b>	<b>1,795</b>	<b>1,790</b>	<b>9.6%</b>

## New Commerce Supporting Transaction History



## Active Filings

Filing Transaction Type	Latest Month	Previous Month	12 Months Ago	Change Year Ago
Uniform Commercial Code	183,538	183,259	179,570	2.2%
Agricultural Liens (EFS, ASL, Grain, Ag produce)	3,373	3,381	3,485	-3.2%
Government Liens (IRS, Revenue, Employment)	12,393	12,501	13,473	-8.0%
<b>Secured Transactions</b>	<b>199,304</b>	<b>199,141</b>	<b>196,528</b>	<b>1.4%</b>
<b>Commissioned Notaries Public</b>	<b>39,670</b>	<b>39,566</b>	<b>39,461</b>	<b>0.5%</b>
Active RON Notaries	586	572	379	50.9%
Active IPEN Notaries	80	76	40	90.0%

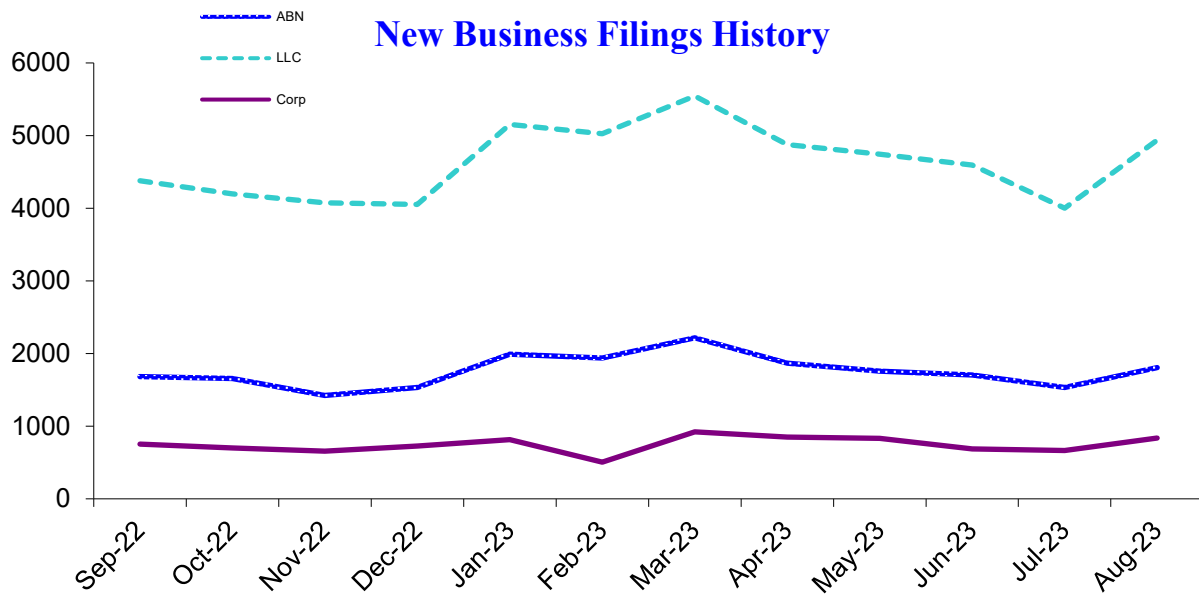


# Business Report

Monthly update from Oregon's Secretary of State LaVonne Griffin-Valade

## New Business Applications

Business Type	Latest Month	Previous Month	12 Months Ago	Change Year Ago
Assumed Business Names	1,807	1,532	1,820	-0.7%
Limited Liability Companies	4,939	4,001	4,575	8.0%
Corporations (Domestic & Foreign: Business, Nonprofit, Professional)	837	666	825	1.5%
<b>Business Registry Total</b>	<b>7,583</b>	<b>6,199</b>	<b>7,220</b>	<b>5.0%</b>



## Active Business Filings

Business Type	Latest Month	Previous Month	12 Months Ago	Change Year Ago
Assumed Business Names	120,079	120,591	123,068	-2.4%
Limited Liability Companies	279,683	278,642	259,890	7.6%
Corporations	116,226	116,175	115,306	0.8%
Other	2,746	2,756	2,786	-1.4%
<b>Business Registry Total</b>	<b>518,734</b>	<b>518,164</b>	<b>501,050</b>	<b>3.5%</b>



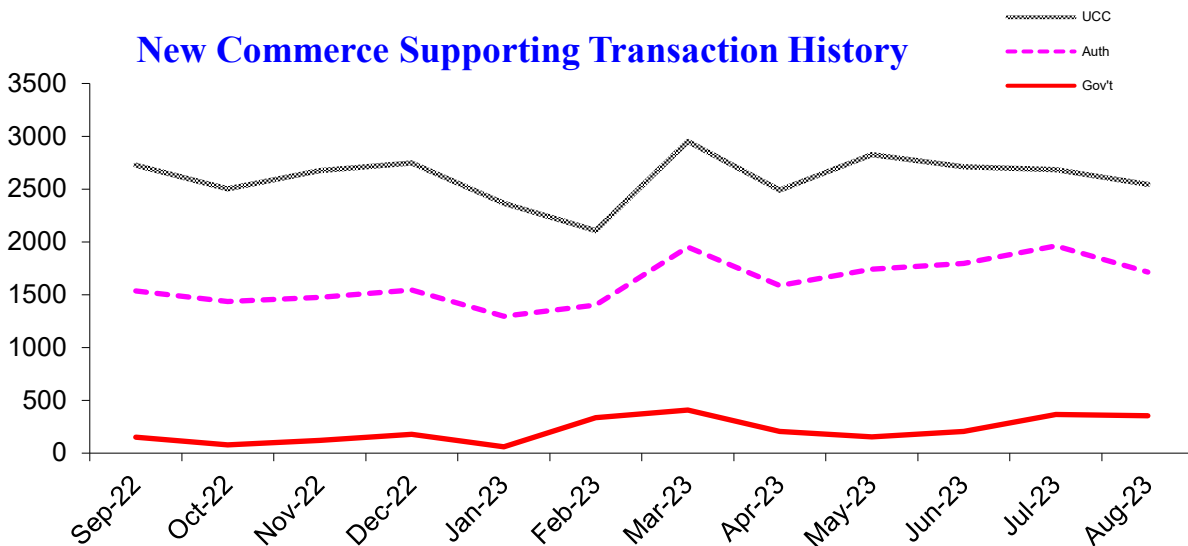
# UCC & Notary Report

Monthly update from Oregon's Secretary of State LaVonne Griffin-Valade

## New Commerce Supporting Transactions

Filing Transaction Type	Latest Month	Previous Month	12 Months Ago	Change Year Ago
Uniform Commercial Code	2,543	2,683	2,953	-13.9%
Agricultural Liens (EFS, ASL, Grain, Ag produce)	27	35	47	-42.6%
Government Liens (IRS, Revenue, Employment)	354	367	383	-7.6%
<b>Secured Transactions</b>	<b>2,924</b>	<b>3,085</b>	<b>3,383</b>	<b>-13.6%</b>
<b>Notary Authentications for International Use</b>	1,713	1,962	1,572	9.0%

## New Commerce Supporting Transaction History



## Active Filings

Filing Transaction Type	Latest Month	Previous Month	12 Months Ago	Change Year Ago
Uniform Commercial Code	183,774	183,538	175,358	4.8%
Agricultural Liens (EFS, ASL, Grain, Ag produce)	3,359	3,373	3,418	-1.7%
Government Liens (IRS, Revenue, Employment)	12,249	12,393	13,101	-6.5%
<b>Secured Transactions</b>	<b>199,382</b>	<b>199,304</b>	<b>191,877</b>	<b>3.9%</b>
<b>Commissioned Notaries Public</b>	39,595	39,670	39,573	0.1%
Active RON Notaries	607	586	397	47.6%
Active IPEN Notaries	84	80	42	90.5%

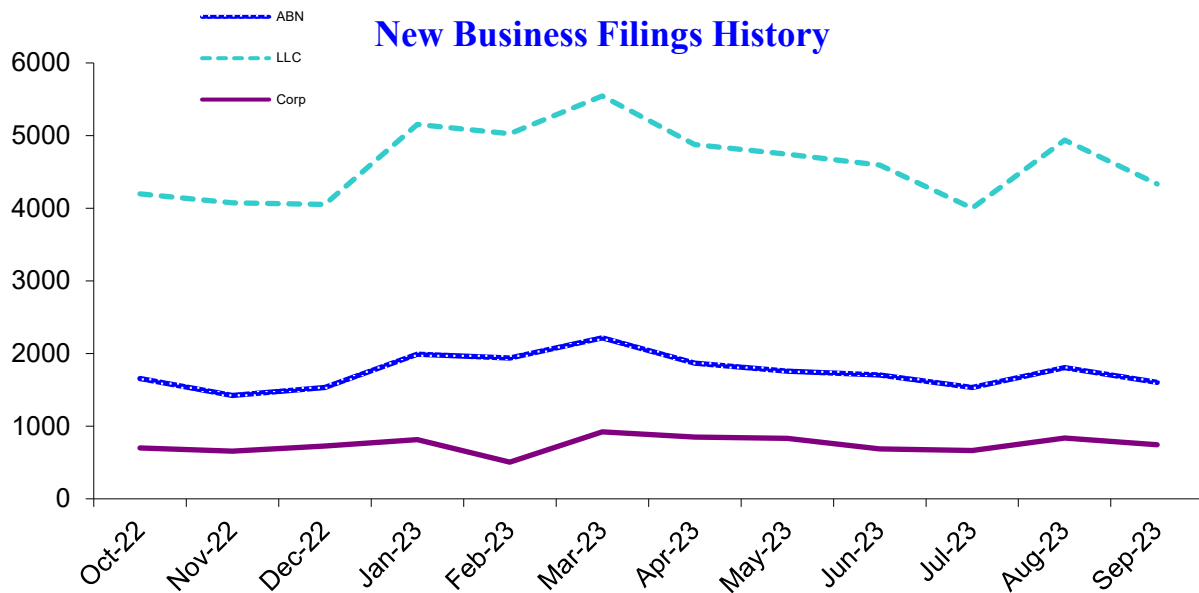


# Business Report

Monthly update from Oregon's Secretary of State LaVonne Griffin-Valade

## New Business Applications

Business Type	Latest Month	Previous Month	12 Months Ago	Change Year Ago
Assumed Business Names	1,602	1,807	1,684	-4.9%
Limited Liability Companies	4,335	4,939	4,378	-1.0%
Corporations (Domestic & Foreign: Business, Nonprofit, Professional)	743	837	755	-1.6%
<b>Business Registry Total</b>	<b>6,680</b>	<b>7,583</b>	<b>6,817</b>	<b>-2.0%</b>



## Active Business Filings

Business Type	Latest Month	Previous Month	12 Months Ago	Change Year Ago
Assumed Business Names	119,914	120,079	121,793	-1.5%
Limited Liability Companies	280,763	279,683	259,825	8.1%
Corporations	116,264	116,226	114,965	1.1%
Other	2,739	2,746	2,783	-1.6%
<b>Business Registry Total</b>	<b>519,680</b>	<b>518,734</b>	<b>499,366</b>	<b>4.1%</b>



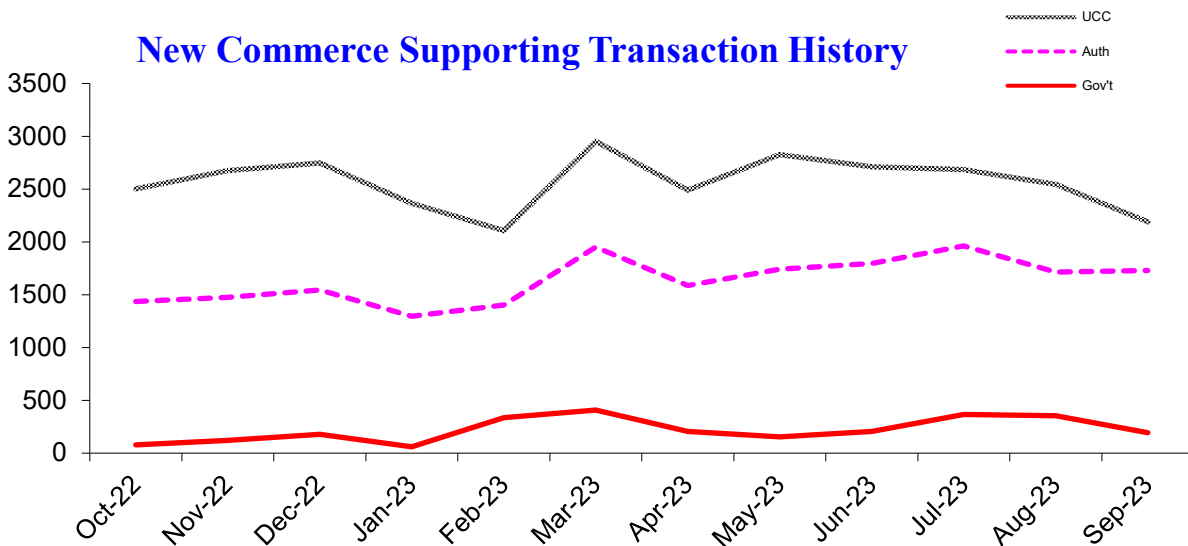
# UCC & Notary Report

Monthly update from Oregon's Secretary of State LaVonne Griffin-Valade

## New Commerce Supporting Transactions

Filing Transaction Type	Latest Month	Previous Month	12 Months Ago	Change Year Ago
Uniform Commercial Code	2,189	2,543	2,726	-19.7%
Agricultural Liens (EFS, ASL, Grain, Ag produce)	29	27	26	11.5%
Government Liens (IRS, Revenue, Employment)	192	354	151	27.2%
<b>Secured Transactions</b>	<b>2,410</b>	<b>2,924</b>	<b>2,903</b>	<b>-17.0%</b>
<b>Notary Authentications for International Use</b>	1,728	1,713	1,535	12.6%

## New Commerce Supporting Transaction History



## Active Filings

Filing Transaction Type	Latest Month	Previous Month	12 Months Ago	Change Year Ago
Uniform Commercial Code	183,862	183,774	176,529	4.2%
Agricultural Liens (EFS, ASL, Grain, Ag produce)	3,362	3,359	3,394	-0.9%
Government Liens (IRS, Revenue, Employment)	17,064	12,249	12,982	31.4%
<b>Secured Transactions</b>	<b>204,288</b>	<b>199,382</b>	<b>192,905</b>	<b>5.9%</b>
<b>Commissioned Notaries Public</b>	39,606	39,595	39,628	-0.1%
Active RON Notaries	622	607	419	44.9%
Active IPEN Notaries	84	84	43	95.3%

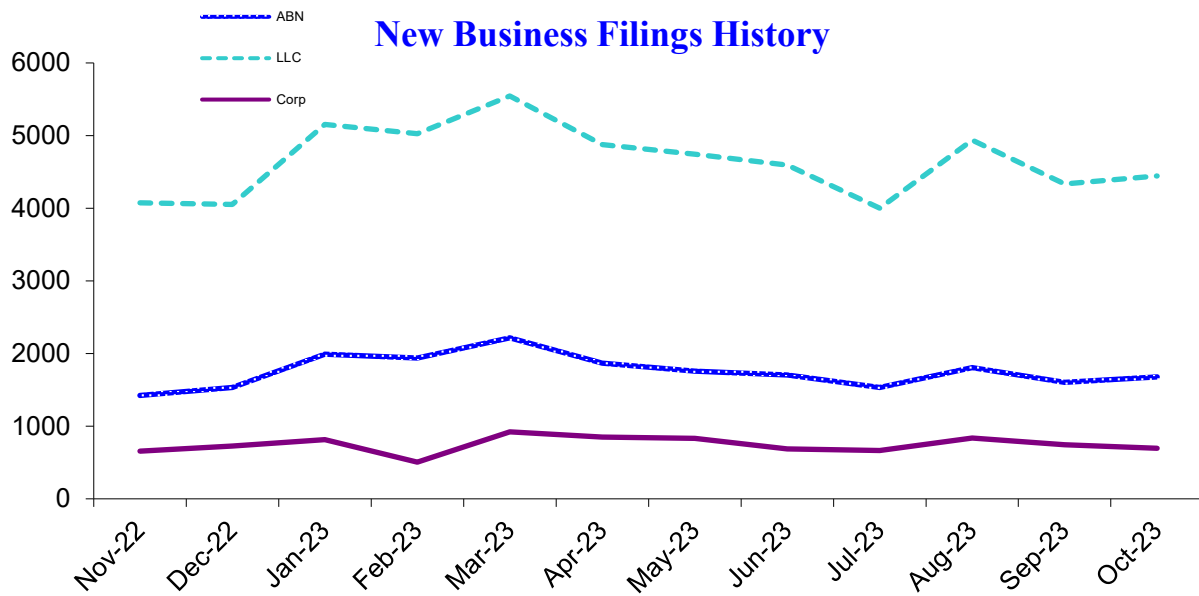


# Business Report

Monthly update from Oregon's Secretary of State LaVonne Griffin-Valade

## New Business Applications

Business Type	Latest Month	Previous Month	12 Months Ago	Change Year Ago
Assumed Business Names	1,676	1,602	1,658	1.1%
Limited Liability Companies	4,444	4,335	4,196	5.9%
Corporations (Domestic & Foreign: Business, Nonprofit, Professional)	698	743	700	-0.3%
<b>Business Registry Total</b>	<b>6,818</b>	<b>6,680</b>	<b>6,554</b>	<b>4.0%</b>



## Active Business Filings

Business Type	Latest Month	Previous Month	12 Months Ago	Change Year Ago
Assumed Business Names	119,799	119,914	124,938	-4.1%
Limited Liability Companies	282,526	280,763	269,248	4.9%
Corporations	116,382	116,264	116,591	-0.2%
Other	2,742	2,739	2,816	-2.6%
<b>Business Registry Total</b>	<b>521,449</b>	<b>519,680</b>	<b>513,593</b>	<b>1.5%</b>



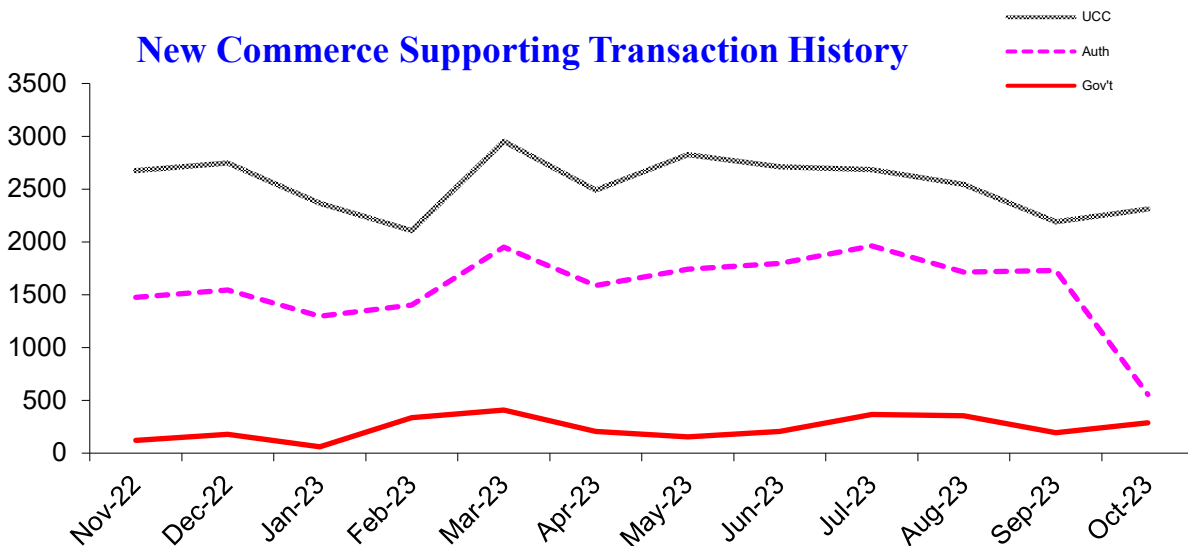
# UCC & Notary Report

Monthly update from Oregon's Secretary of State LaVonne Griffin-Valade

## New Commerce Supporting Transactions

Filing Transaction Type	Latest Month	Previous Month	12 Months Ago	Change Year Ago
Uniform Commercial Code	2,310	2,189	2,502	-7.7%
Agricultural Liens (EFS, ASL, Grain, Ag produce)	26	29	29	-10.3%
Government Liens (IRS, Revenue, Employment)	288	192	79	264.6%
<b>Secured Transactions</b>	<b>2,624</b>	<b>2,410</b>	<b>2,610</b>	<b>0.5%</b>
<b>Notary Authentications for International Use</b>	556	1,728	1,435	-61.3%

## New Commerce Supporting Transaction History



## Active Filings

Filing Transaction Type	Latest Month	Previous Month	12 Months Ago	Change Year Ago
Uniform Commercial Code	183,805	183,862	179,103	2.6%
Agricultural Liens (EFS, ASL, Grain, Ag produce)	3,331	3,362	3,421	-2.6%
Government Liens (IRS, Revenue, Employment)	12,136	12,240	13,061	-7.1%
<b>Secured Transactions</b>	<b>199,272</b>	<b>199,464</b>	<b>195,585</b>	<b>1.9%</b>
<b>Commissioned Notaries Public</b>	39,614	39,606	39,235	1.0%
Active RON Notaries	637	622	409	52.1%
Active IPEN Notaries	85	84	52	61.5%

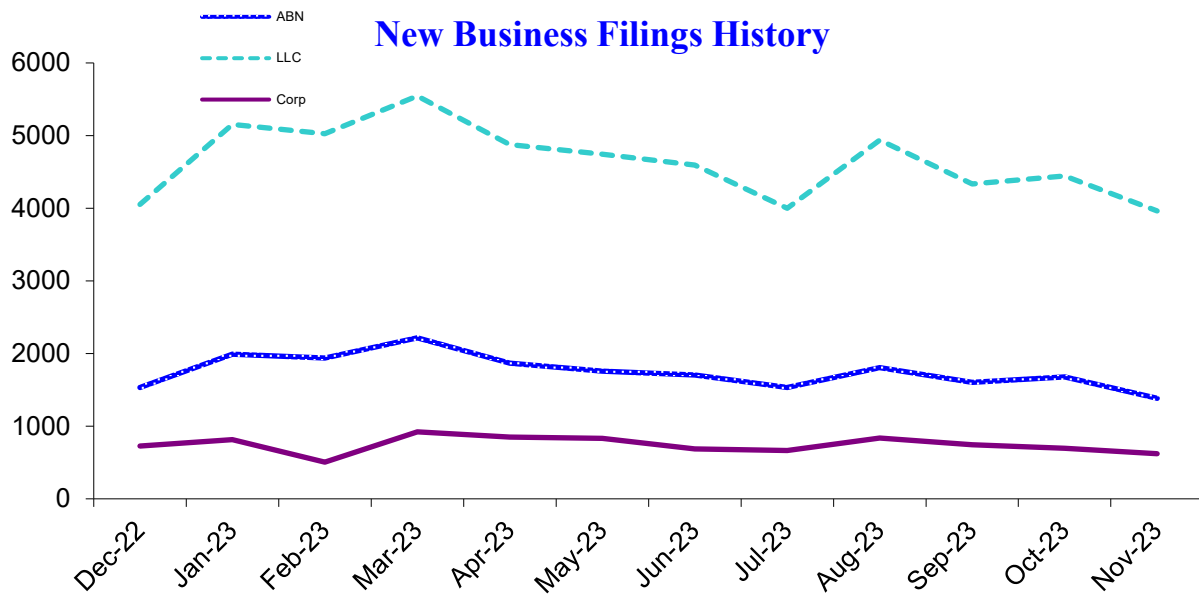


# Business Report

Monthly update from Oregon's Secretary of State LaVonne Griffin-Valade

## New Business Applications

Business Type	Latest Month	Previous Month	12 Months Ago	Change Year Ago
Assumed Business Names	1,384	1,676	1,423	-2.7%
Limited Liability Companies	3,963	4,444	4,076	-2.8%
Corporations (Domestic & Foreign: Business, Nonprofit, Professional)	622	698	657	-5.3%
<b>Business Registry Total</b>	<b>5,969</b>	<b>6,818</b>	<b>6,156</b>	<b>-3.0%</b>



## Active Business Filings

Business Type	Latest Month	Previous Month	12 Months Ago	Change Year Ago
Assumed Business Names	119,044	119,799	124,400	-4.3%
Limited Liability Companies	283,058	282,526	268,676	5.4%
Corporations	116,246	116,382	116,549	-0.3%
Other	2,749	2,742	2,796	-1.7%
<b>Business Registry Total</b>	<b>521,097</b>	<b>521,449</b>	<b>512,421</b>	<b>1.7%</b>



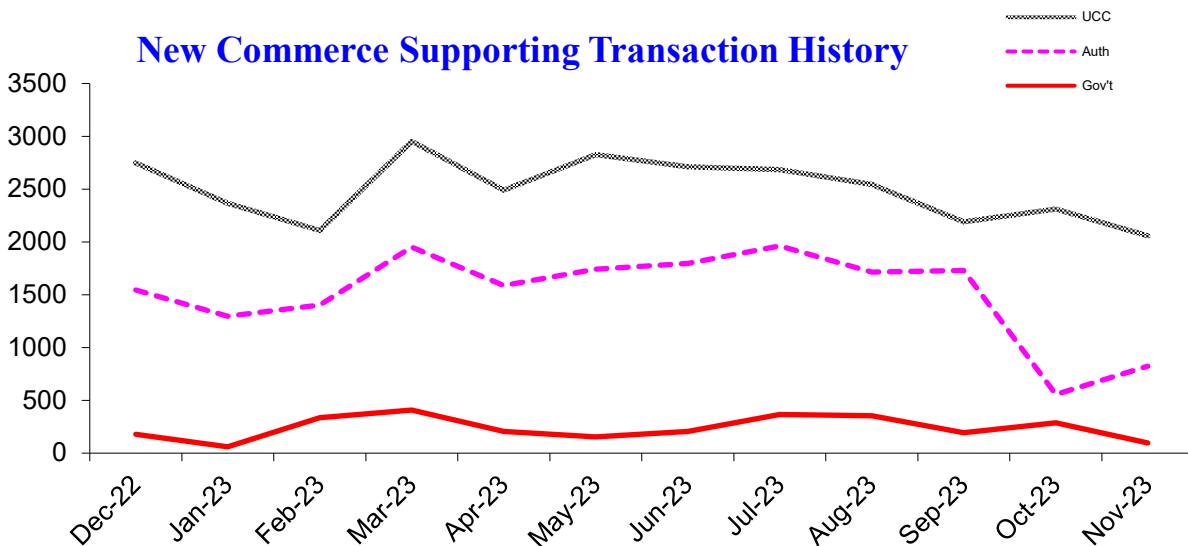
# UCC & Notary Report

Monthly update from Oregon's Secretary of State LaVonne Griffin-Valade

## New Commerce Supporting Transactions

Filing Transaction Type	Latest Month	Previous Month	12 Months Ago	Change Year Ago
Uniform Commercial Code	2,057	2,310	2,674	-23.1%
Agricultural Liens (EFS, ASL, Grain, Ag produce)	20	26	42	-52.4%
Government Liens (IRS, Revenue, Employment)	97	288	120	-19.2%
<b>Secured Transactions</b>	<b>2,174</b>	<b>2,624</b>	<b>2,836</b>	<b>-23.3%</b>
<b>Notary Authentications for International Use</b>	823	556	1,476	-44.2%

## New Commerce Supporting Transaction History



## Active Filings

Filing Transaction Type	Latest Month	Previous Month	12 Months Ago	Change Year Ago
Uniform Commercial Code	183,779	183,805	181,795	1.1%
Agricultural Liens (EFS, ASL, Grain, Ag produce)	3,322	3,331	3,420	-2.9%
Government Liens (IRS, Revenue, Employment)	12,114	12,136	12,945	-6.4%
<b>Secured Transactions</b>	<b>199,215</b>	<b>199,272</b>	<b>198,160</b>	<b>0.5%</b>
<b>Commissioned Notaries Public</b>	39,548	39,614	39,523	0.1%
Active RON Notaries	657	637	436	46.1%
Active IPEN Notaries	84	85	53	60.4%

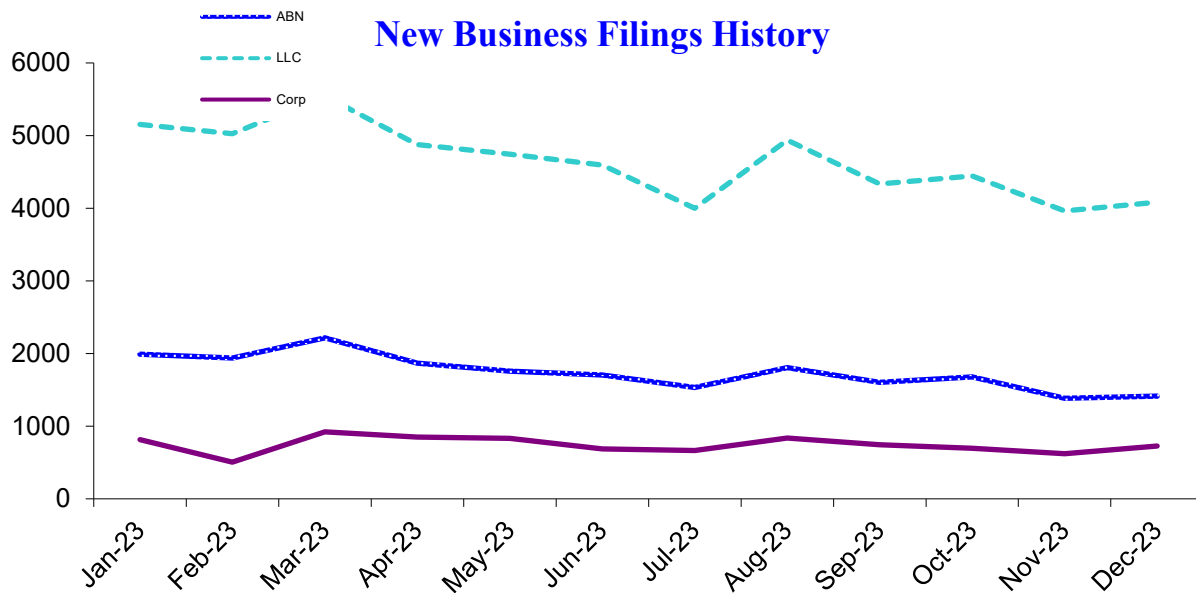


# Business Report

Monthly update from Oregon's Secretary of State LaVonne Griffin-Valade

## New Business Applications

Business Type	Latest Month	Previous Month	12 Months Ago	Change Year Ago
Assumed Business Names	1,414	1,384	1,532	-7.7%
Limited Liability Companies	4,082	3,963	4,051	0.8%
Corporations (Domestic & Foreign: Business, Nonprofit, Professional)	726	622	727	-0.1%
<b>Business Registry Total</b>	<b>6,222</b>	<b>5,969</b>	<b>6,310</b>	<b>-1.4%</b>



## Active Business Filings

Business Type	Latest Month	Previous Month	12 Months Ago	Change Year Ago
Assumed Business Names	118,523	119,044	125,948	-5.9%
Limited Liability Companies	283,690	283,058	272,741	4.0%
Corporations	116,028	116,246	117,209	-1.0%
Other	2,753	2,749	2,696	2.1%
<b>Business Registry Total</b>	<b>520,994</b>	<b>521,097</b>	<b>518,594</b>	<b>0.5%</b>



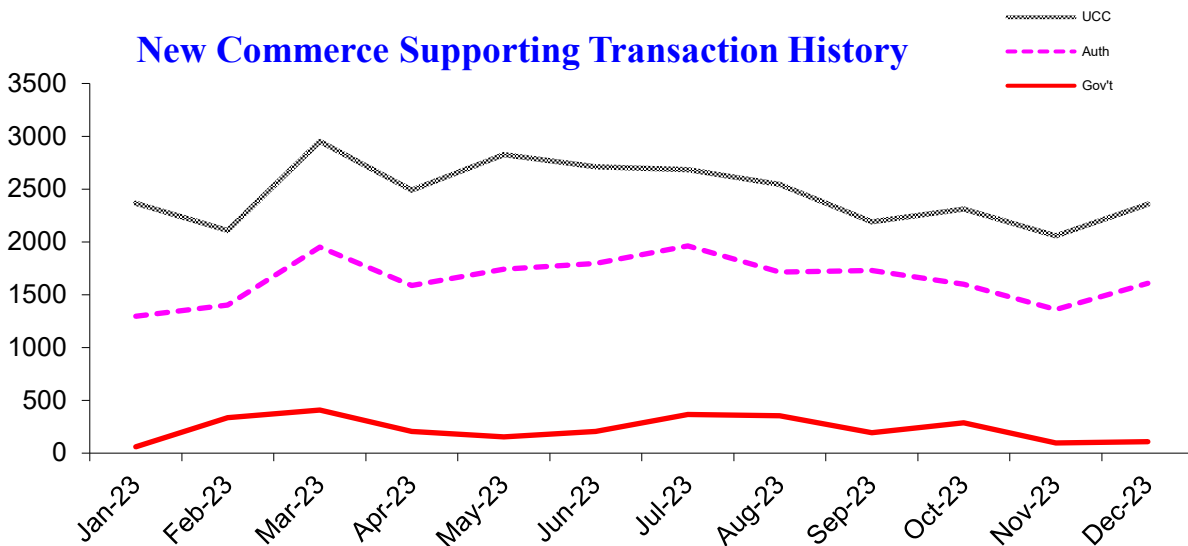
# UCC & Notary Report

Monthly update from Oregon's Secretary of State LaVonne Griffin-Valade

## New Commerce Supporting Transactions

Filing Transaction Type	Latest Month	Previous Month	12 Months Ago	Change Year Ago
Uniform Commercial Code	2,358	2,057	2,747	-14.2%
Agricultural Liens (EFS, ASL, Grain, Ag produce)	0	20	28	-100.0%
Government Liens (IRS, Revenue, Employment)	110	97	177	-37.9%
<b>Secured Transactions</b>	<b>2,468</b>	<b>2,174</b>	<b>2,952</b>	<b>-16.4%</b>
<b>Notary Authentications for International Use</b>	<b>1,608</b>	<b>1,360</b>	<b>1,546</b>	<b>4.0%</b>

## New Commerce Supporting Transaction History



## Active Filings

Filing Transaction Type	Latest Month	Previous Month	12 Months Ago	Change Year Ago
Uniform Commercial Code	183,852	183,779	181,795	1.1%
Agricultural Liens (EFS, ASL, Grain, Ag produce)	3,320	3,322	3,420	-2.9%
Government Liens (IRS, Revenue, Employment)	9,954	12,114	12,945	-23.1%
<b>Secured Transactions</b>	<b>197,126</b>	<b>199,215</b>	<b>198,160</b>	<b>-0.5%</b>
<b>Commissioned Notaries Public</b>	<b>39,435</b>	<b>39,548</b>	<b>39,738</b>	<b>-0.8%</b>
Active RON Notaries	666	657	447	47.0%
Active IPEN Notaries	87	84	53	58.5%