

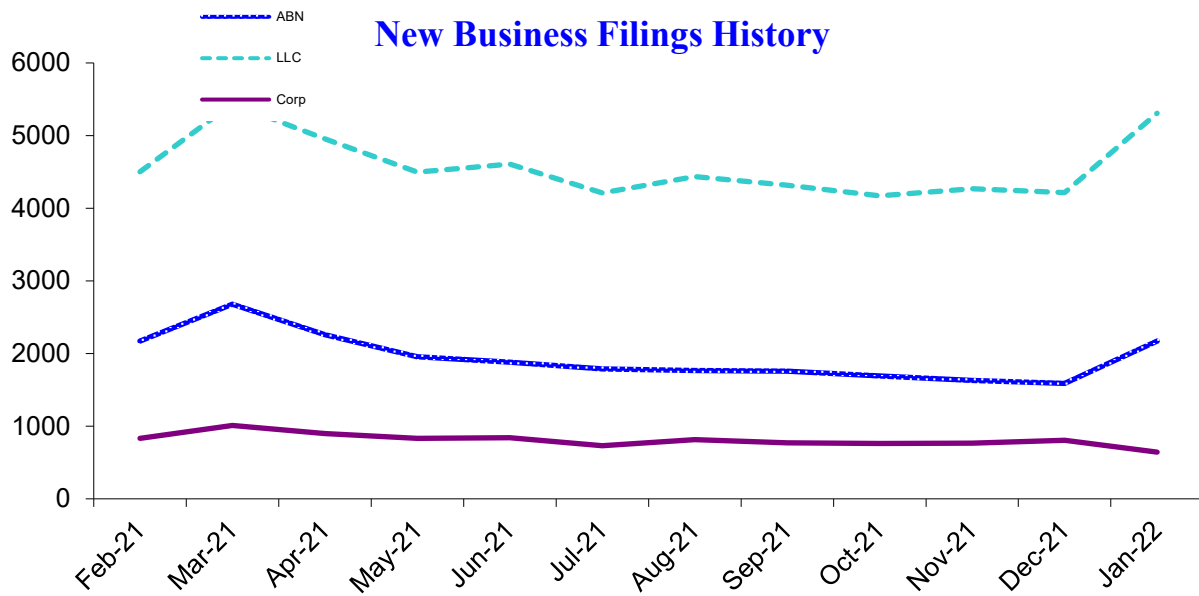


# Business Report

Monthly update from Oregon's Secretary of State Shemia Fagan

## New Business Applications

Business Type	Latest Month	Previous Month	12 Months Ago	Change Year Ago
Assumed Business Names	2,171	1,589	2,373	-8.5%
Limited Liability Companies	5,307	4,214	5,028	5.5%
New Corporations (Domestic & Foreign: Business, Nonprofit, Professional)	643	805	835	-23.0%
<b>Business Registry Total</b>	<b>8,121</b>	<b>6,608</b>	<b>8,236</b>	<b>-1.4%</b>



## Active Business Filings

Business Type	Latest Month	Previous Month	12 Months Ago	Change Year Ago
Assumed Business Names	128,599	128,358	129,335	-0.6%
Limited Liability Companies	258,322	255,936	236,436	9.3%
Oregon Corporations	117,474	118,954	116,220	1.1%
Other	2,847	2,840	2,808	1.4%
<b>Business Registry Total</b>	<b>507,242</b>	<b>506,088</b>	<b>484,799</b>	<b>4.6%</b>



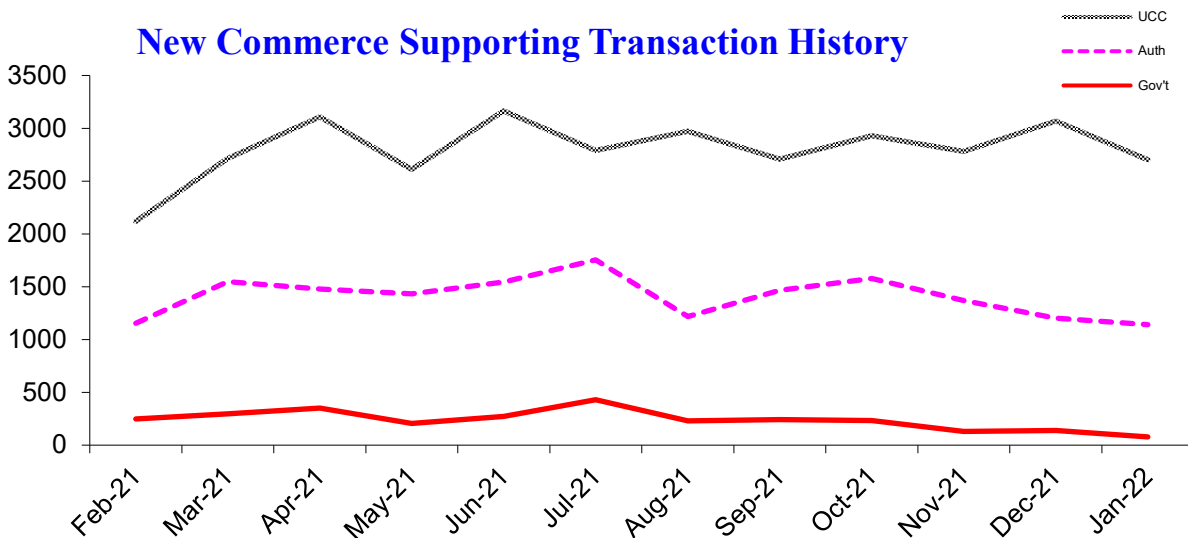
# UCC & Notary Report

Monthly update from Oregon's Secretary of State Shemia Fagan

## New Commerce Supporting Transactions

Filing Transaction Type	Latest Month	Previous Month	12 Months Ago	Change Year Ago
Uniform Commercial Code	2,701	3,070	2,612	3.4%
Agricultural Liens (EFS, ASL, Grain, Ag produce)	40	37	36	11.1%
Government Liens (IRS, Revenue, Employment)	78	138	196	-60.2%
<b>Secured Transactions</b>	<b>2,819</b>	<b>3,245</b>	<b>2,844</b>	<b>-0.9%</b>
<b>Notary Authentications for International Use</b>	<b>1,141</b>	<b>1,201</b>	<b>1,063</b>	<b>7.3%</b>

## New Commerce Supporting Transaction History



## Active Filings

Filing Transaction Type	Latest Month	Previous Month	12 Months Ago	Change Year Ago
Uniform Commercial Code	175,652	176,137	172,846	1.6%
Agricultural Liens (EFS, ASL, Grain, Ag produce)	3,624	3,653	3,944	-8.1%
Government Liens (IRS, Revenue, Employment)	14,726	14,809	15,842	-7.0%
<b>Secured Transactions</b>	<b>194,002</b>	<b>194,599</b>	<b>192,632</b>	<b>0.7%</b>
<b>Commissioned Notaries Public</b>	<b>39,929</b>	<b>39,862</b>	<b>39,311</b>	<b>1.6%</b>
Active RON Notaries	272	257	--	--
Active IPEN Notaries	35	36	--	--

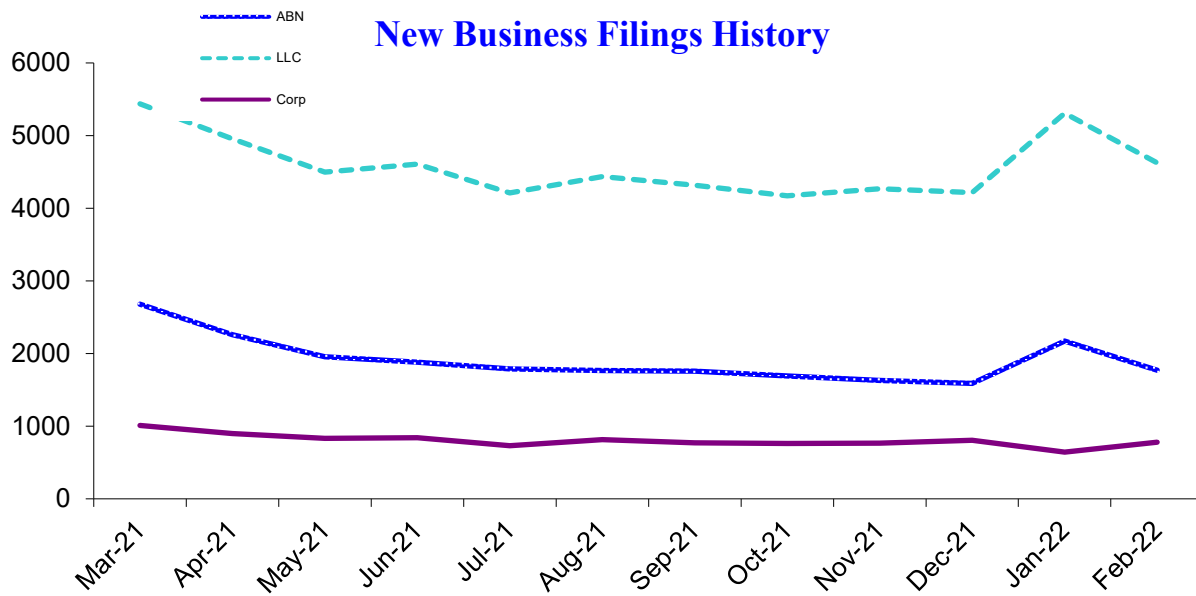


# Business Report

Monthly update from Oregon's Secretary of State Shemia Fagan

## New Business Applications

Business Type	Latest Month	Previous Month	12 Months Ago	Change Year Ago
Assumed Business Names	1,770	2,171	2,170	-18.4%
Limited Liability Companies	4,623	5,307	4,502	2.7%
New Corporations (Domestic & Foreign: Business, Nonprofit, Professional)	779	643	831	-6.3%
<b>Business Registry Total</b>	<b>7,172</b>	<b>8,121</b>	<b>7,503</b>	<b>-4.4%</b>



## Active Business Filings

Business Type	Latest Month	Previous Month	12 Months Ago	Change Year Ago
Assumed Business Names	129,139	128,599	129,820	-0.5%
Limited Liability Companies	260,941	258,322	238,970	9.2%
Oregon Corporations	117,433	117,474	116,316	1.0%
Other	2,846	2,847	2,796	1.8%
<b>Business Registry Total</b>	<b>510,359</b>	<b>507,242</b>	<b>487,902</b>	<b>4.6%</b>



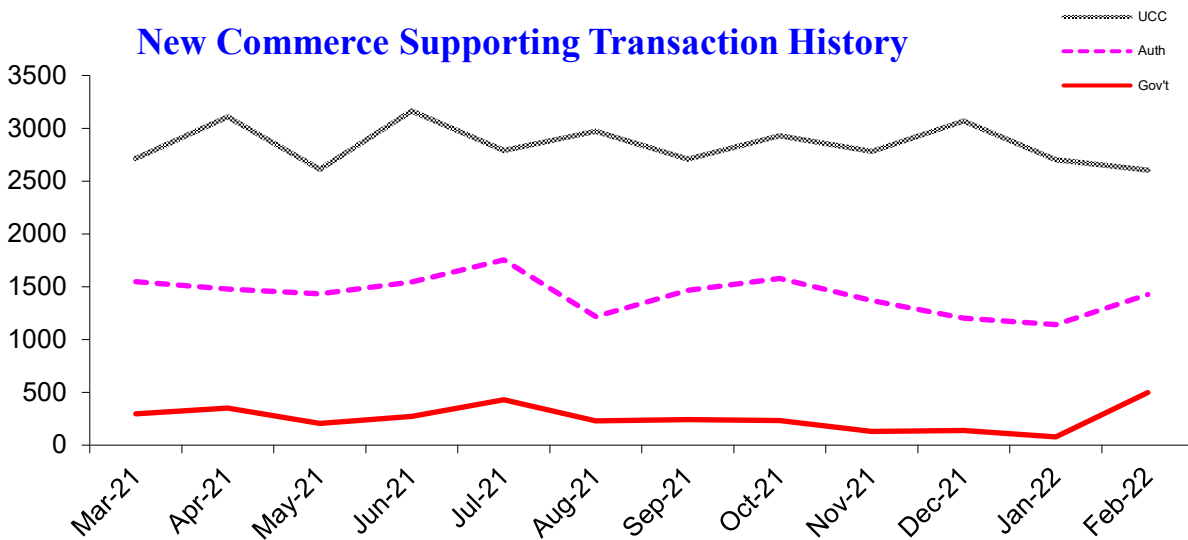
# UCC & Notary Report

Monthly update from Oregon's Secretary of State Shemia Fagan

## New Commerce Supporting Transactions

Filing Transaction Type	Latest Month	Previous Month	12 Months Ago	Change Year Ago
Uniform Commercial Code	2,604	2,701	2,119	22.9%
Agricultural Liens (EFS, ASL, Grain, Ag produce)	33	40	59	-44.1%
Government Liens (IRS, Revenue, Employment)	498	78	248	100.8%
<b>Secured Transactions</b>	<b>3,135</b>	<b>2,819</b>	<b>2,426</b>	<b>29.2%</b>
<b>Notary Authentications for International Use</b>	<b>1,427</b>	<b>1,141</b>	<b>1,155</b>	<b>23.5%</b>

## New Commerce Supporting Transaction History



## Active Filings

Filing Transaction Type	Latest Month	Previous Month	12 Months Ago	Change Year Ago
Uniform Commercial Code	176,879	175,652	172,846	2.3%
Agricultural Liens (EFS, ASL, Grain, Ag produce)	3,597	3,624	3,944	-8.8%
Government Liens (IRS, Revenue, Employment)	14,580	14,726	16,842	-13.4%
<b>Secured Transactions</b>	<b>195,056</b>	<b>194,002</b>	<b>193,632</b>	<b>0.7%</b>
<b>Commissioned Notaries Public</b>	<b>39,466</b>	<b>39,929</b>	<b>39,162</b>	<b>0.8%</b>
Active RON Notaries	289	272	--	--
Active IPEN Notaries	35	45	--	--

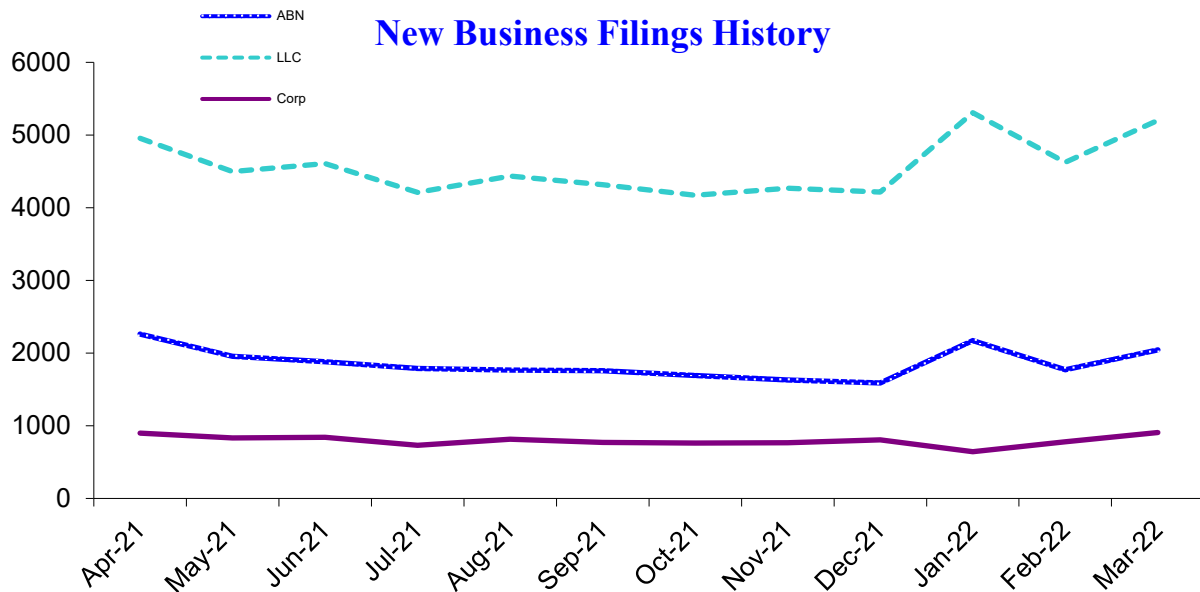


# Business Report

Monthly update from Oregon's Secretary of State Shemia Fagan

## New Business Applications

Business Type	Latest Month	Previous Month	12 Months Ago	Change Year Ago
Assumed Business Names	2,043	1,770	2,679	-23.7%
Limited Liability Companies	5,204	4,623	5,437	-4.3%
New Corporations (Domestic & Foreign: Business, Nonprofit, Professional)	907	779	1,010	-10.2%
<b>Business Registry Total</b>	<b>8,154</b>	<b>7,172</b>	<b>9,126</b>	<b>-10.7%</b>



## Active Business Filings

Business Type	Latest Month	Previous Month	12 Months Ago	Change Year Ago
Assumed Business Names	122,966	129,139	129,875	-5.3%
Limited Liability Companies	260,156	260,941	240,968	8.0%
Oregon Corporations	116,961	117,433	116,257	0.6%
Other	2,821	2,846	2,805	0.6%
<b>Business Registry Total</b>	<b>502,904</b>	<b>510,359</b>	<b>489,905</b>	<b>2.7%</b>



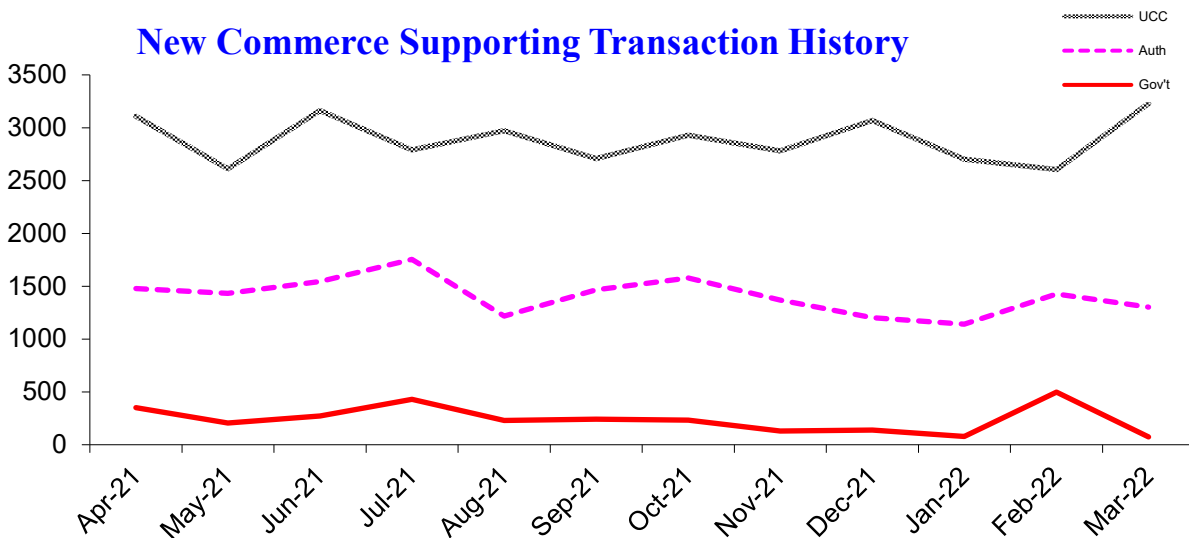
# UCC & Notary Report

Monthly update from Oregon's Secretary of State Shemia Fagan

## New Commerce Supporting Transactions

Filing Transaction Type	Latest Month	Previous Month	12 Months Ago	Change Year Ago
Uniform Commercial Code	3,229	2,604	2,713	19.0%
Agricultural Liens (EFS, ASL, Grain, Ag produce)	43	33	51	-15.7%
Government Liens (IRS, Revenue, Employment)	74	498	297	-75.1%
<b>Secured Transactions</b>	<b>3,346</b>	<b>3,135</b>	<b>3,061</b>	<b>9.3%</b>
<b>Notary Authentications for International Use</b>	1,302	1,427	1,547	-15.8%

## New Commerce Supporting Transaction History



## Active Filings

Filing Transaction Type	Latest Month	Previous Month	12 Months Ago	Change Year Ago
Uniform Commercial Code	177,317	176,879	172,612	2.7%
Agricultural Liens (EFS, ASL, Grain, Ag produce)	3,555	3,597	3,902	-8.9%
Government Liens (IRS, Revenue, Employment)	14,440	14,580	16,474	-12.3%
<b>Secured Transactions</b>	<b>195,312</b>	<b>195,056</b>	<b>192,988</b>	<b>1.2%</b>
<b>Commissioned Notaries Public</b>	39,505	39,466	39,265	0.6%
Active RON Notaries	341	289	--	--
Active IPEN Notaries	37	35	--	--

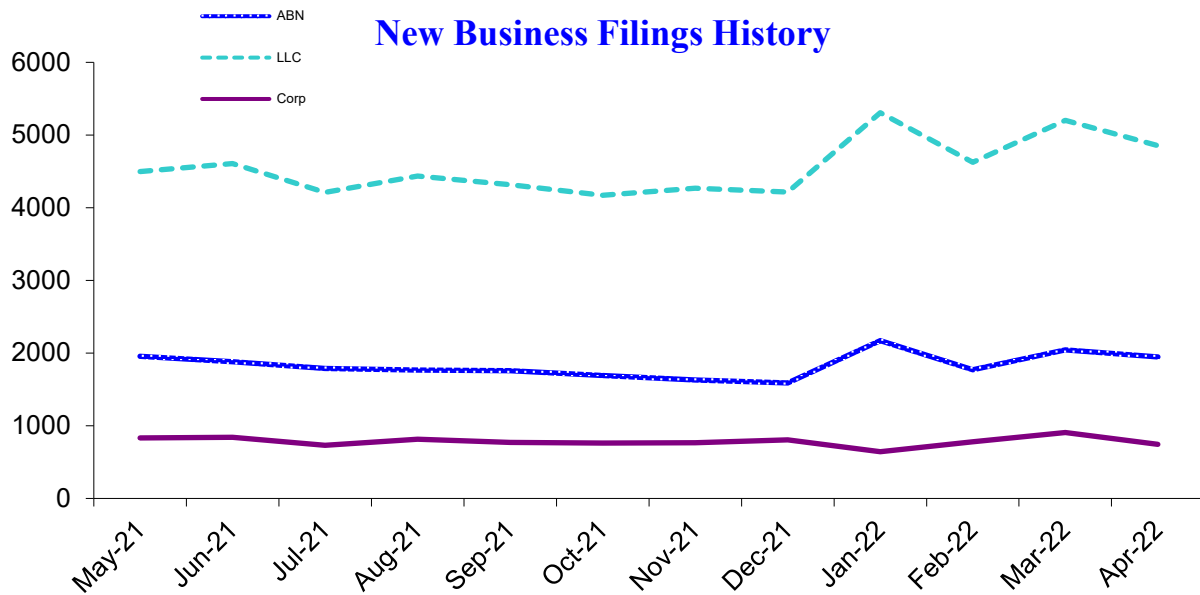


# Business Report

Monthly update from Oregon's Secretary of State Shemia Fagan

## New Business Applications

Business Type	Latest Month	Previous Month	12 Months Ago	Change Year Ago
Assumed Business Names	1,945	2,043	2,261	-14.0%
Limited Liability Companies	4,852	5,204	4,956	-2.1%
New Corporations (Domestic & Foreign: Business, Nonprofit, Professional)	745	907	899	-17.1%
<b>Business Registry Total</b>	<b>7,542</b>	<b>8,154</b>	<b>8,116</b>	<b>-7.1%</b>



## Active Business Filings

Business Type	Latest Month	Previous Month	12 Months Ago	Change Year Ago
Assumed Business Names	124,872	122,966	129,991	-3.9%
Limited Liability Companies	264,991	260,156	243,329	8.9%
Oregon Corporations	117,698	116,961	116,438	1.1%
Other	2,836	2,821	2,821	0.5%
<b>Business Registry Total</b>	<b>510,397</b>	<b>502,904</b>	<b>492,579</b>	<b>3.6%</b>



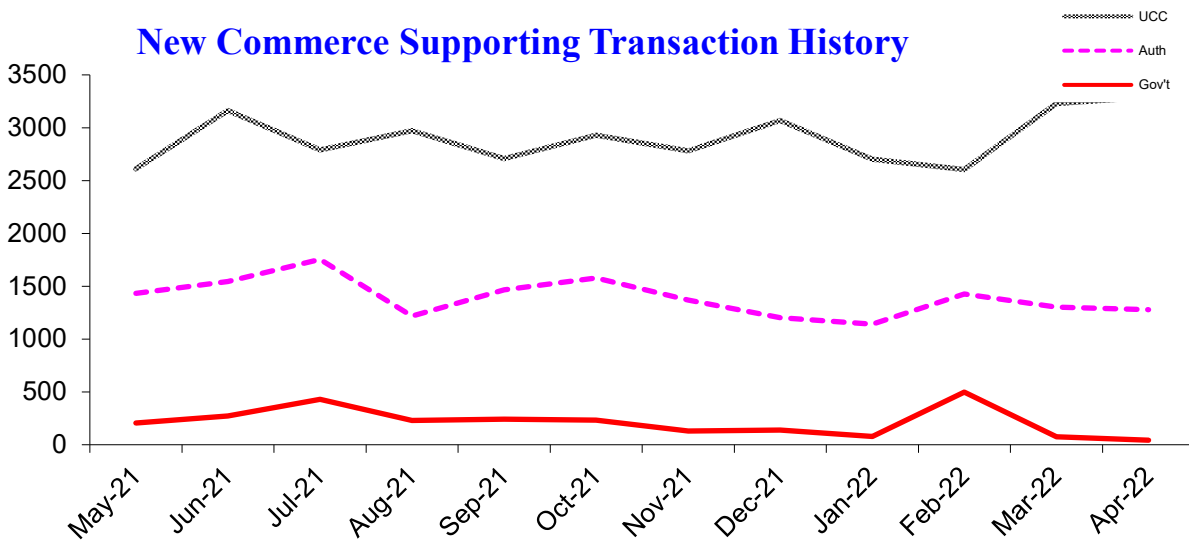
# UCC & Notary Report

Monthly update from Oregon's Secretary of State Shemia Fagan

## New Commerce Supporting Transactions

Filing Transaction Type	Latest Month	Previous Month	12 Months Ago	Change Year Ago
Uniform Commercial Code	3,289	3,229	3,109	5.8%
Agricultural Liens (EFS, ASL, Grain, Ag produce)	56	43	51	9.8%
Government Liens (IRS, Revenue, Employment)	43	74	351	-87.7%
<b>Secured Transactions</b>	<b>3,388</b>	<b>3,346</b>	<b>3,511</b>	<b>-3.5%</b>
<b>Notary Authentications for International Use</b>	<b>1,277</b>	<b>1,302</b>	<b>1,477</b>	<b>-13.5%</b>

## New Commerce Supporting Transaction History



## Active Filings

Filing Transaction Type	Latest Month	Previous Month	12 Months Ago	Change Year Ago
Uniform Commercial Code	177,977	177,317	172,577	3.1%
Agricultural Liens (EFS, ASL, Grain, Ag produce)	3,579	3,555	3,888	-7.9%
Government Liens (IRS, Revenue, Employment)	14,260	14,440	16,297	-12.5%
<b>Secured Transactions</b>	<b>195,816</b>	<b>195,312</b>	<b>192,762</b>	<b>1.6%</b>
<b>Commissioned Notaries Public</b>	<b>39,612</b>	<b>39,505</b>	<b>39,286</b>	<b>0.8%</b>
Active RON Notaries	341	324	--	--
Active IPEN Notaries	37	36	--	--

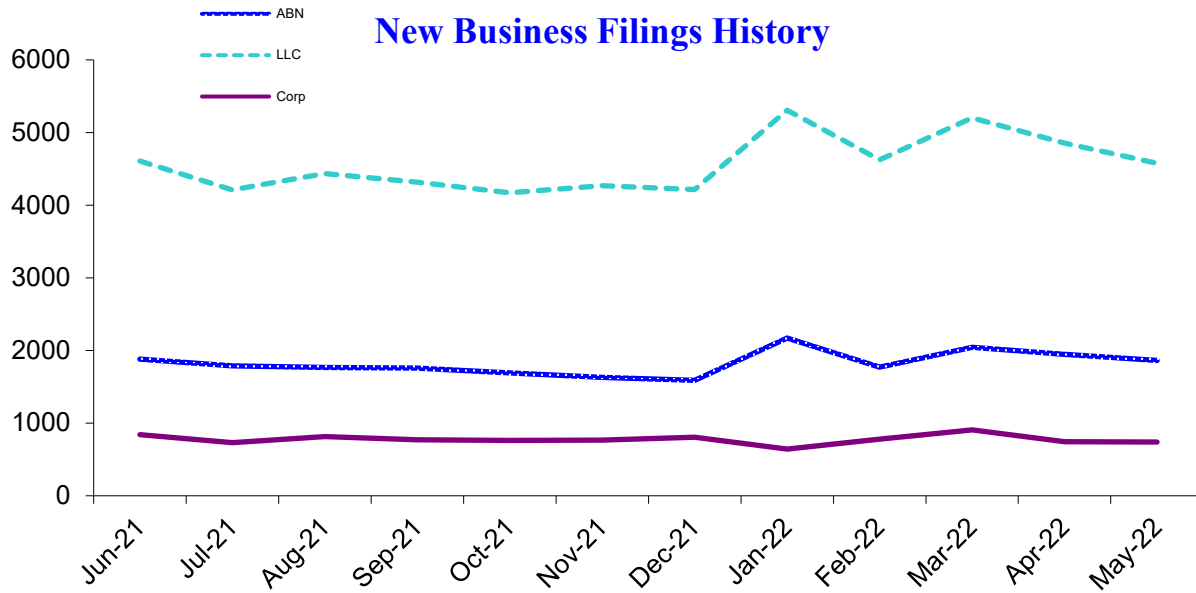


# Business Report

Monthly update from Oregon's Secretary of State Shemia Fagan

## New Business Applications

Business Type	Latest Month	Previous Month	12 Months Ago	Change Year Ago
Assumed Business Names	1,862	1,945	1,957	-4.9%
Limited Liability Companies	4,578	4,852	4,499	1.8%
New Corporations (Domestic & Foreign: Business, Nonprofit, Professional)	742	745	832	-10.8%
<b>Business Registry Total</b>	<b>7,182</b>	<b>7,542</b>	<b>7,288</b>	<b>-1.5%</b>



## Active Business Filings

Business Type	Latest Month	Previous Month	12 Months Ago	Change Year Ago
Assumed Business Names	131,977	124,872	129,949	1.6%
Limited Liability Companies	276,303	264,991	245,625	12.5%
Oregon Corporations	65,623	117,698	116,856	-43.8%
Other	2,878	2,836	2,821	2.0%
<b>Business Registry Total</b>	<b>476,781</b>	<b>510,397</b>	<b>495,251</b>	<b>-3.7%</b>



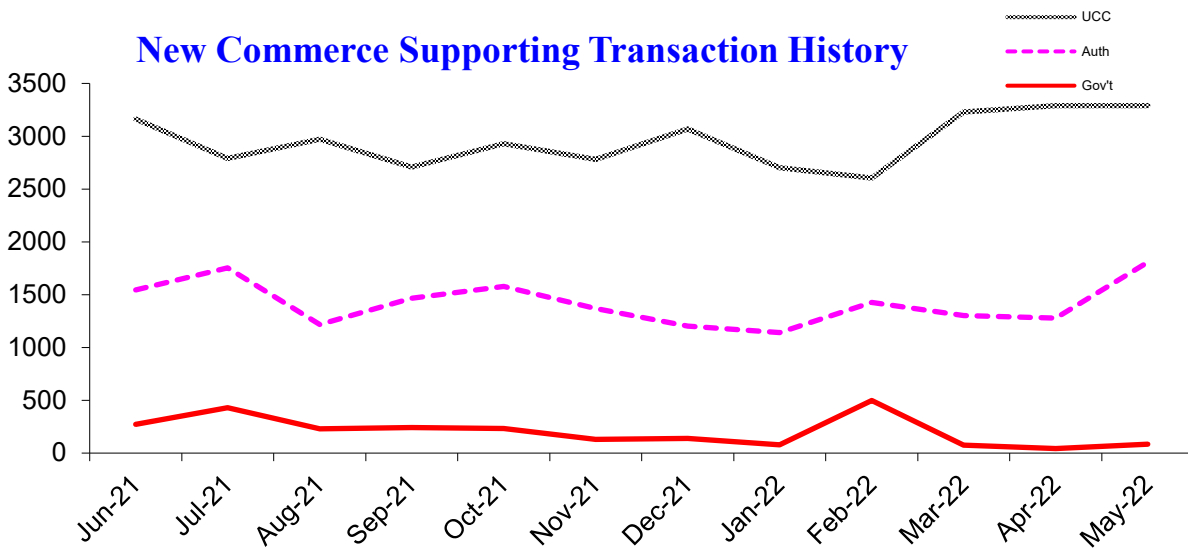
# UCC & Notary Report

Monthly update from Oregon's Secretary of State Shemia Fagan

## New Commerce Supporting Transactions

Filing Transaction Type	Latest Month	Previous Month	12 Months Ago	Change Year Ago
Uniform Commercial Code	3,290	3,289	2,612	26.0%
Agricultural Liens (EFS, ASL, Grain, Ag produce)	44	56	30	46.7%
Government Liens (IRS, Revenue, Employment)	85	43	206	-58.7%
<b>Secured Transactions</b>	<b>3,419</b>	<b>3,388</b>	<b>2,848</b>	<b>20.0%</b>
<b>Notary Authentications for International Use</b>	<b>1,807</b>	<b>1,277</b>	<b>1,434</b>	<b>26.0%</b>

## New Commerce Supporting Transaction History



## Active Filings

Filing Transaction Type	Latest Month	Previous Month	12 Months Ago	Change Year Ago
Uniform Commercial Code	178,378	177,977	172,901	3.2%
Agricultural Liens (EFS, ASL, Grain, Ag produce)	3,509	3,579	3,840	-8.6%
Government Liens (IRS, Revenue, Employment)	13,986	14,260	16,125	-13.3%
<b>Secured Transactions</b>	<b>195,873</b>	<b>195,816</b>	<b>192,866</b>	<b>1.6%</b>
<b>Commissioned Notaries Public</b>	<b>39,644</b>	<b>39,612</b>	<b>39,276</b>	<b>0.9%</b>
Active RON Notaries	343	341	--	--
Active IPEN Notaries	37	37	--	--

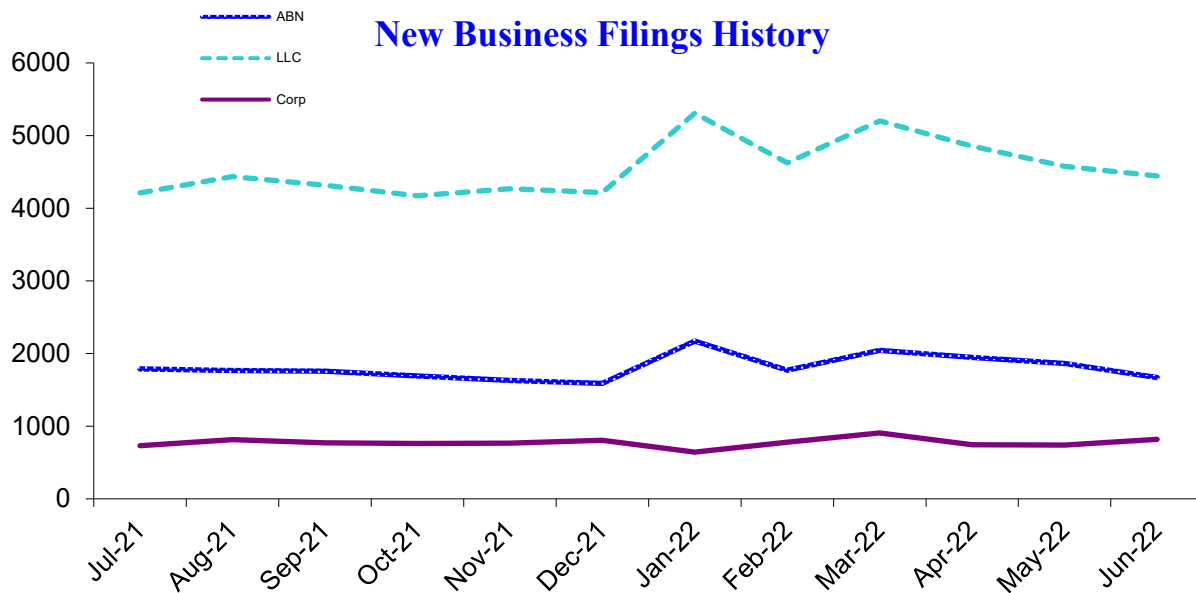


# Business Report

Monthly update from Oregon's Secretary of State Shemia Fagan

## New Business Applications

Business Type	Latest Month	Previous Month	12 Months Ago	Change Year Ago
Assumed Business Names	1,669	1,862	1,882	-11.3%
Limited Liability Companies	4,446	4,578	4,606	-3.5%
Corporations (Domestic & Foreign: Business, Nonprofit, Professional)	819	742	842	-2.7%
<b>Business Registry Total</b>	<b>6,934</b>	<b>7,182</b>	<b>7,330</b>	<b>-5.4%</b>



## Active Business Filings

Business Type	Latest Month	Previous Month	12 Months Ago	Change Year Ago
Assumed Business Names	132,067	131,977	129,949	1.6%
Limited Liability Companies	277,587	276,303	245,625	13.0%
Corporations	117,424	117,321	98,687	19.0%
Other	2,874	2,878	2,821	1.9%
<b>Business Registry Total</b>	<b>529,952</b>	<b>528,479</b>	<b>477,082</b>	<b>11.1%</b>



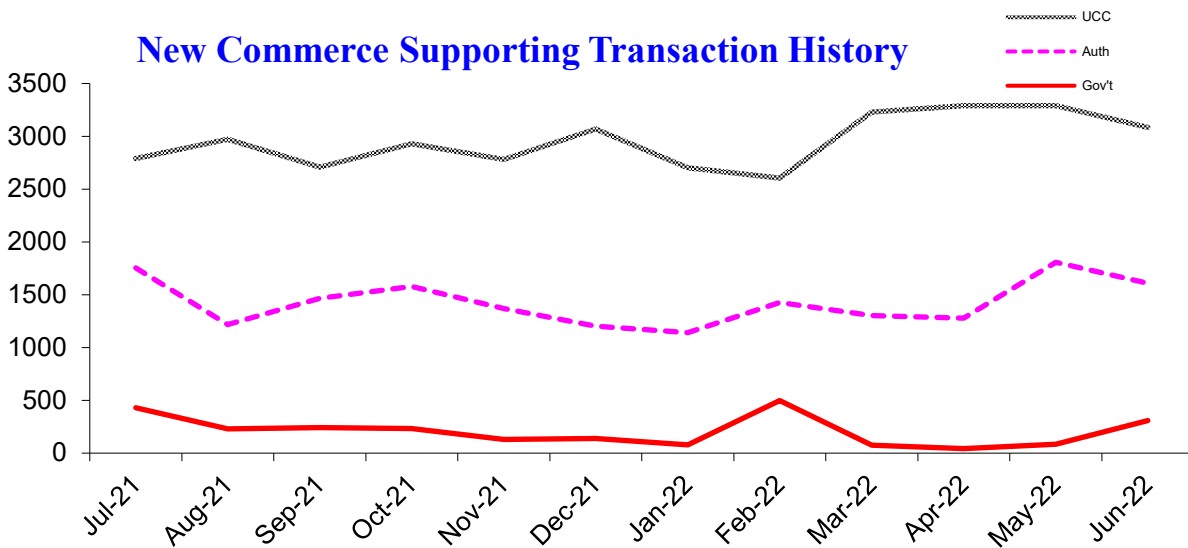
# UCC & Notary Report

Monthly update from Oregon's Secretary of State Shemia Fagan

## New Commerce Supporting Transactions

Filing Transaction Type	Latest Month	Previous Month	12 Months Ago	Change Year Ago
Uniform Commercial Code	3,083	3,290	3,164	-2.6%
Agricultural Liens (EFS, ASL, Grain, Ag produce)	41	44	45	-8.9%
Government Liens (IRS, Revenue, Employment)	310	85	272	14.0%
<b>Secured Transactions</b>	<b>3,434</b>	<b>3,419</b>	<b>3,481</b>	<b>-1.4%</b>
<b>Notary Authentications for International Use</b>	1,609	1,807	1,546	4.1%

## New Commerce Supporting Transaction History



## Active Filings

Filing Transaction Type	Latest Month	Previous Month	12 Months Ago	Change Year Ago
Uniform Commercial Code	179,174	178,378	172,901	3.6%
Agricultural Liens (EFS, ASL, Grain, Ag produce)	3,492	3,509	3,840	-9.1%
Government Liens (IRS, Revenue, Employment)	13,650	13,986	15,489	-11.9%
<b>Secured Transactions</b>	<b>196,316</b>	<b>195,873</b>	<b>192,230</b>	<b>2.1%</b>
<b>Commissioned Notaries Public</b>	39,075	39,644	39,508	-1.1%
Active RON Notaries	377	343	--	--
Active IPEN Notaries	39	37	--	--

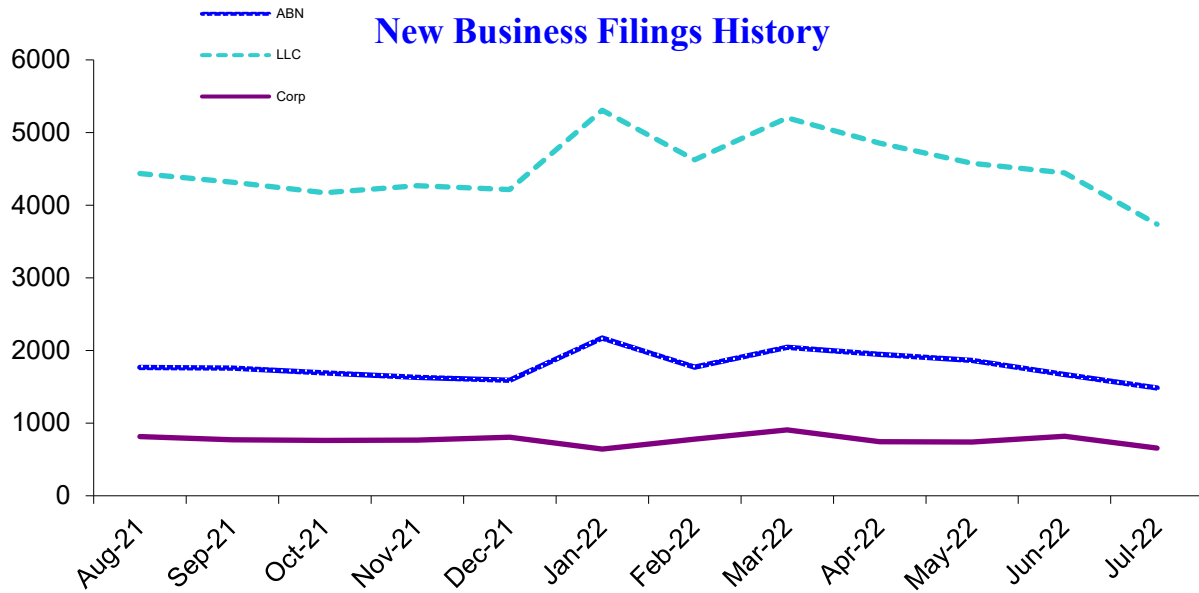


# Business Report

Monthly update from Oregon's Secretary of State Shemia Fagan

## New Business Applications

Business Type	Latest Month	Previous Month	12 Months Ago	Change Year Ago
Assumed Business Names	1,484	1,669	1,787	-17.0%
Limited Liability Companies	3,738	4,446	4,210	-11.2%
New Corporations (Domestic & Foreign: Business, Nonprofit, Professional)	655	819	732	-10.5%
<b>Business Registry Total</b>	<b>5,877</b>	<b>6,934</b>	<b>6,729</b>	<b>-12.7%</b>



## Active Business Filings

Business Type	Latest Month	Previous Month	12 Months Ago	Change Year Ago
Assumed Business Names	126,233	132,067	129,549	-2.6%
Limited Liability Companies	273,896	277,587	249,211	9.9%
Oregon Corporations	117,110	117,424	116,768	0.3%
Other	2,853	2,874	2,844	0.3%
<b>Business Registry Total</b>	<b>520,092</b>	<b>529,952</b>	<b>498,372</b>	<b>4.4%</b>



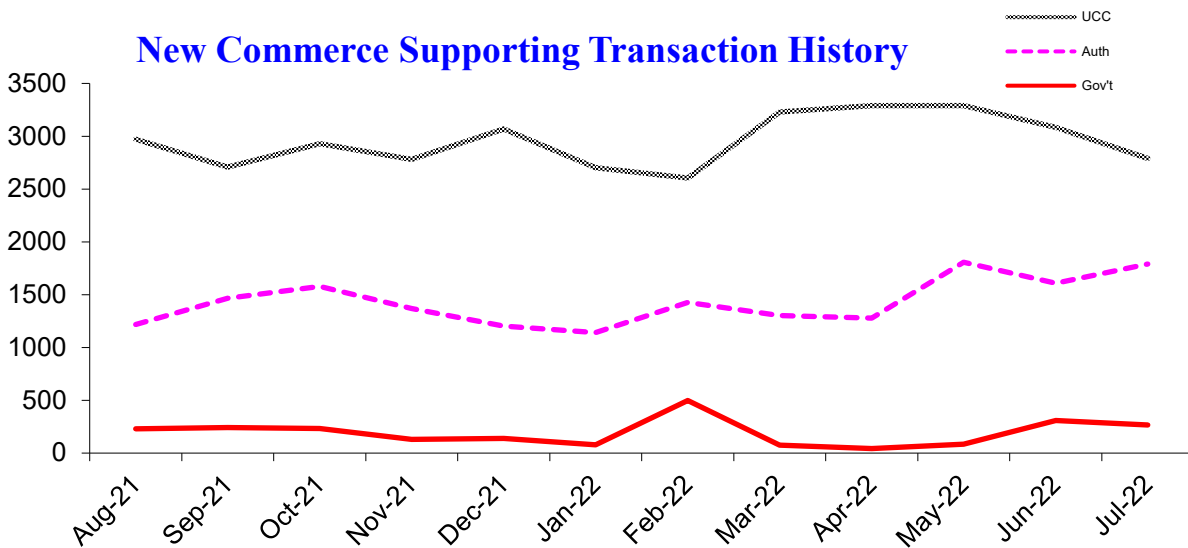
# UCC & Notary Report

Monthly update from Oregon's Secretary of State Shemia Fagan

## New Commerce Supporting Transactions

Filing Transaction Type	Latest Month	Previous Month	12 Months Ago	Change Year Ago
Uniform Commercial Code	2,789	3,083	2,790	0.0%
Agricultural Liens (EFS, ASL, Grain, Ag produce)	32	41	35	-8.6%
Government Liens (IRS, Revenue, Employment)	266	310	430	-38.1%
<b>Secured Transactions</b>	<b>3,087</b>	<b>3,434</b>	<b>3,255</b>	<b>-5.2%</b>
<b>Notary Authentications for International Use</b>	<b>1,790</b>	<b>1,609</b>	<b>1,754</b>	<b>2.1%</b>

## New Commerce Supporting Transaction History



## Active Filings

Filing Transaction Type	Latest Month	Previous Month	12 Months Ago	Change Year Ago
Uniform Commercial Code	179,570	179,174	173,898	3.3%
Agricultural Liens (EFS, ASL, Grain, Ag produce)	3,485	3,492	3,804	-8.4%
Government Liens (IRS, Revenue, Employment)	13,473	13,650	15,649	-13.9%
<b>Secured Transactions</b>	<b>196,528</b>	<b>196,316</b>	<b>193,351</b>	<b>1.6%</b>
<b>Commissioned Notaries Public</b>	<b>39,461</b>	<b>39,075</b>	<b>39,513</b>	<b>-0.1%</b>
Active RON Notaries	379	377	--	--
Active IPEN Notaries	40	39	--	--

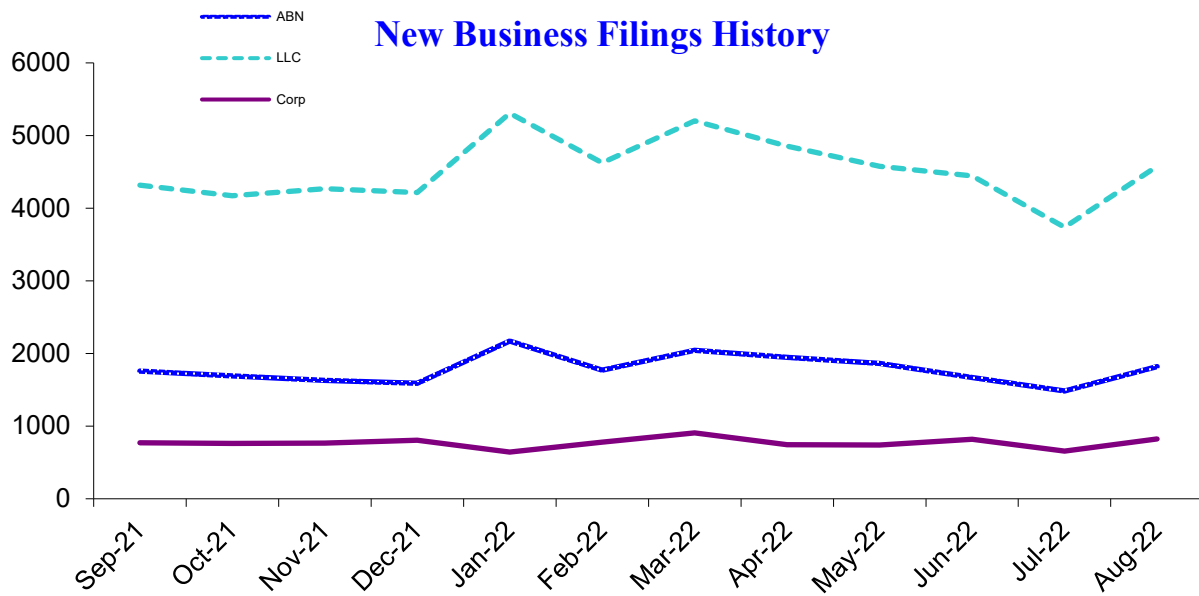


# Business Report

Monthly update from Oregon's Secretary of State Shemia Fagan

## New Business Applications

Business Type	Latest Month	Previous Month	12 Months Ago	Change Year Ago
Assumed Business Names	1,820	1,484	1,765	3.1%
Limited Liability Companies	4,575	3,738	4,434	3.2%
New Corporations (Domestic & Foreign: Business, Nonprofit, Professional)	825	655	815	1.2%
<b>Business Registry Total</b>	<b>7,220</b>	<b>5,877</b>	<b>7,014</b>	<b>2.9%</b>



## Active Business Filings

Business Type	Latest Month	Previous Month	12 Months Ago	Change Year Ago
Assumed Business Names	123,068	126,233	129,520	-5.0%
Limited Liability Companies	259,890	273,896	251,363	3.4%
Corporations	115,306	117,110	117,114	-1.5%
Other	2,786	2,853	2,813	-1.0%
<b>Business Registry Total</b>	<b>501,050</b>	<b>520,092</b>	<b>500,810</b>	<b>0.0%</b>



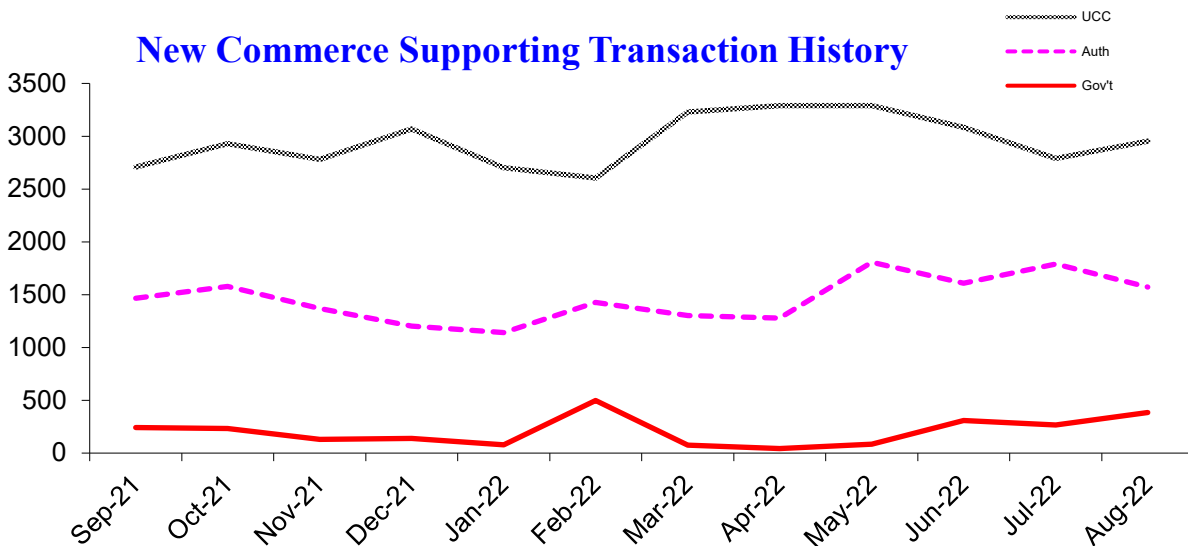
# UCC & Notary Report

Monthly update from Oregon's Secretary of State Shemia Fagan

## New Commerce Supporting Transactions

Filing Transaction Type	Latest Month	Previous Month	12 Months Ago	Change Year Ago
Uniform Commercial Code	2,953	2,789	2,972	-0.6%
Agricultural Liens (EFS, ASL, Grain, Ag produce)	47	32	51	-7.8%
Government Liens (IRS, Revenue, Employment)	383	266	231	65.8%
<b>Secured Transactions</b>	<b>3,383</b>	<b>3,087</b>	<b>3,254</b>	<b>4.0%</b>
<b>Notary Authentications for International Use</b>	<b>1,572</b>	<b>1,790</b>	<b>1,218</b>	<b>29.1%</b>

## New Commerce Supporting Transaction History



## Active Filings

Filing Transaction Type	Latest Month	Previous Month	12 Months Ago	Change Year Ago
Uniform Commercial Code	175,358	179,570	174,237	0.6%
Agricultural Liens (EFS, ASL, Grain, Ag produce)	3,418	3,485	2,776	23.1%
Government Liens (IRS, Revenue, Employment)	13,101	13,473	15,465	-15.3%
<b>Secured Transactions</b>	<b>191,877</b>	<b>196,528</b>	<b>192,478</b>	<b>-0.3%</b>
<b>Commissioned Notaries Public</b>	<b>39,573</b>	<b>39,461</b>	<b>39,595</b>	<b>-0.1%</b>
Active RON Notaries	397	379	--	--
Active IPEN Notaries	42	40	--	--

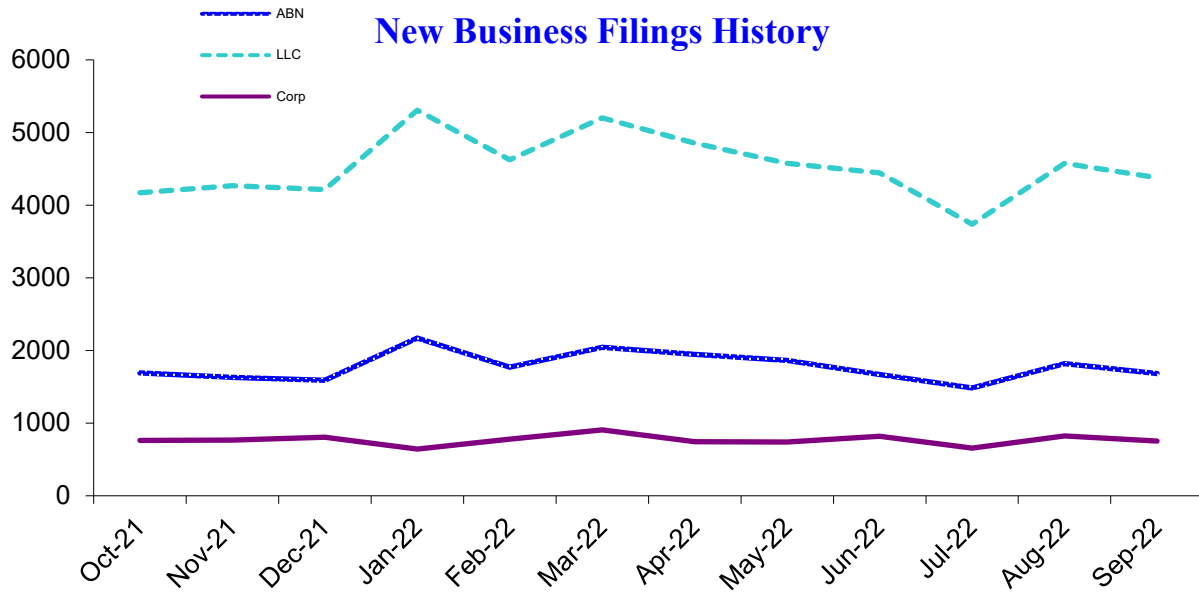


# Business Report

Monthly update from Oregon's Secretary of State Shemia Fagan

## New Business Applications

Business Type	Latest Month	Previous Month	12 Months Ago	Change Year Ago
Assumed Business Names	1,684	1,820	1,756	-4.1%
Limited Liability Companies	4,378	4,575	4,317	1.4%
New Corporations (Domestic & Foreign: Business, Nonprofit, Professional)	755	825	770	-1.9%
<b>Business Registry Total</b>	<b>6,817</b>	<b>7,220</b>	<b>6,843</b>	<b>-0.4%</b>



## Active Business Filings

Business Type	Latest Month	Previous Month	12 Months Ago	Change Year Ago
Assumed Business Names	121,793	123,068	129,254	-5.8%
Limited Liability Companies	259,825	259,890	252,478	2.9%
Corporations	114,965	115,306	117,001	-1.7%
Other	2,783	2,786	2,844	-2.1%
<b>Business Registry Total</b>	<b>499,366</b>	<b>501,050</b>	<b>501,577</b>	<b>-0.4%</b>



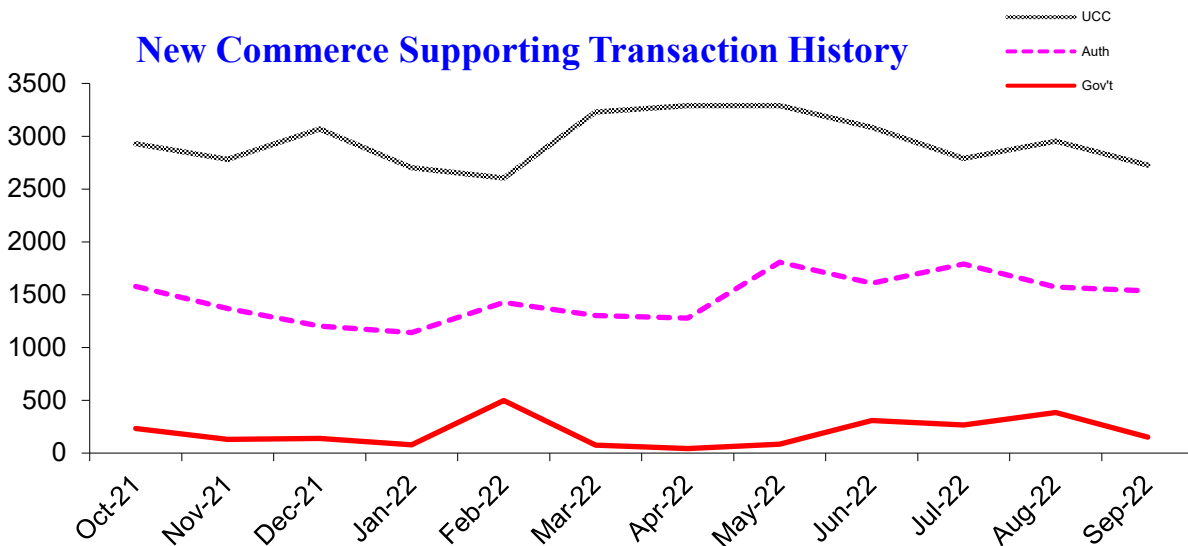
# UCC & Notary Report

Monthly update from Oregon's Secretary of State Shemia Fagan

## New Commerce Supporting Transactions

Filing Transaction Type	Latest Month	Previous Month	12 Months Ago	Change Year Ago
Uniform Commercial Code	2,726	2,953	2,709	0.6%
Agricultural Liens (EFS, ASL, Grain, Ag produce)	0	47	44	-100.0%
Government Liens (IRS, Revenue, Employment)	151	383	243	-37.9%
<b>Secured Transactions</b>	<b>2,877</b>	<b>3,383</b>	<b>2,996</b>	<b>-4.0%</b>
<b>Notary Authentications for International Use</b>	<b>1,535</b>	<b>1,572</b>	<b>1,466</b>	<b>4.7%</b>

## New Commerce Supporting Transaction History



## Active Filings

Filing Transaction Type	Latest Month	Previous Month	12 Months Ago	Change Year Ago
Uniform Commercial Code	176,529	175,358	174,237	1.3%
Agricultural Liens (EFS, ASL, Grain, Ag produce)	3,394	3,418	5,576	-39.1%
Government Liens (IRS, Revenue, Employment)	12,982	13,101	15,465	-16.1%
<b>Secured Transactions</b>	<b>192,905</b>	<b>191,877</b>	<b>195,278</b>	<b>-1.2%</b>
<b>Commissioned Notaries Public</b>	<b>39,628</b>	<b>39,573</b>	<b>39,668</b>	<b>-0.1%</b>
Active RON Notaries	419	379	--	--
Active IPEN Notaries	43	42	--	--

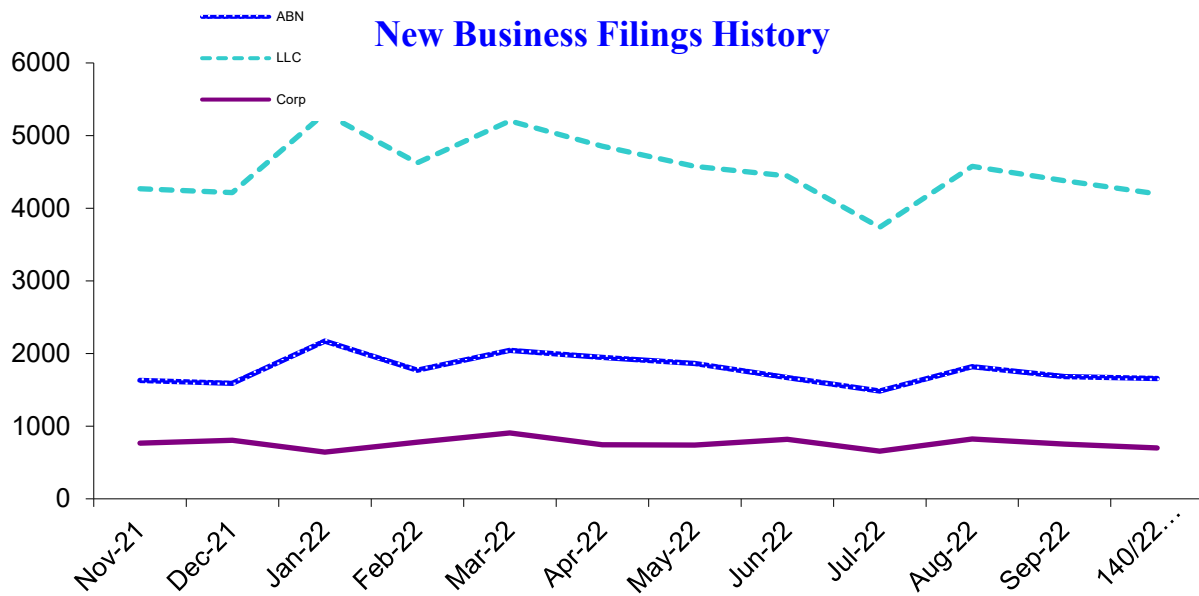


# Business Report

Monthly update from Oregon's Secretary of State Shemia Fagan

## New Business Applications

Business Type	Latest Month	Previous Month	12 Months Ago	Change Year Ago
Assumed Business Names	1,658	1,684	1,693	-2.1%
Limited Liability Companies	4,196	4,378	4,171	0.6%
Corporations (Domestic & Foreign: Business, Nonprofit, Professional)	700	755	762	-8.1%
<b>Business Registry Total</b>	<b>6,554</b>	<b>6,817</b>	<b>6,626</b>	<b>-1.1%</b>



## Active Business Filings

Business Type	Latest Month	Previous Month	12 Months Ago	Change Year Ago
Assumed Business Names	124,938	121,793	129,520	-3.5%
Limited Liability Companies	269,248	259,825	351,363	-23.4%
Oregon Corporations	116,591	114,965	117,013	-0.4%
Other	2,816	2,783	2,853	-1.3%
<b>Business Registry Total</b>	<b>513,593</b>	<b>499,366</b>	<b>600,749</b>	<b>-14.5%</b>



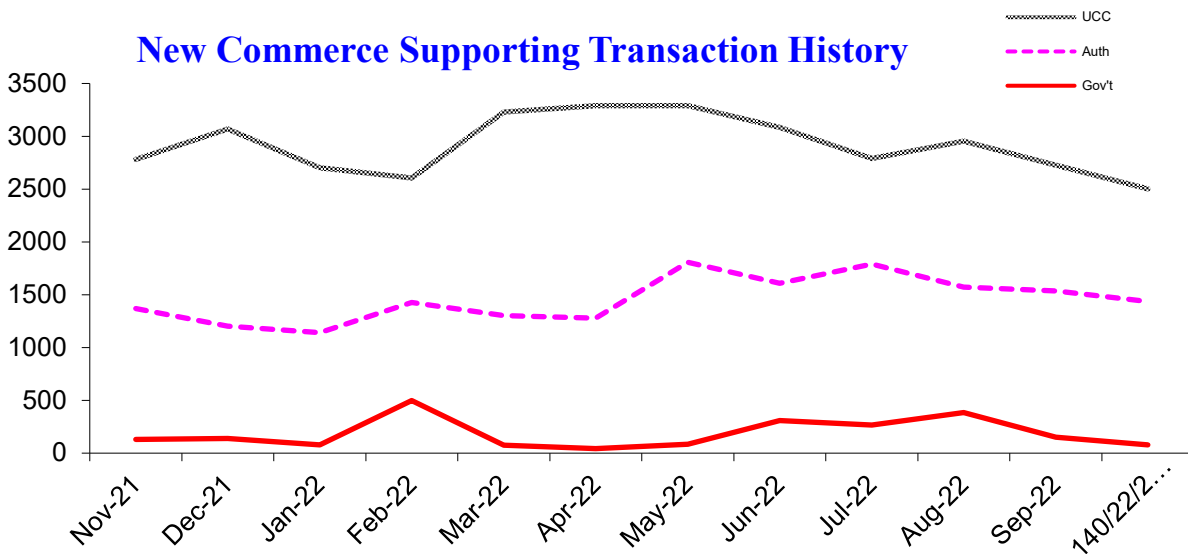
# UCC & Notary Report

Monthly update from Oregon's Secretary of State Shemia Fagan

## New Commerce Supporting Transactions

Filing Transaction Type	Latest Month	Previous Month	12 Months Ago	Change Year Ago
Uniform Commercial Code	2,502	2,726	2,930	-14.6%
Agricultural Liens (EFS, ASL, Grain, Ag produce)	29	26	42	-31.0%
Government Liens (IRS, Revenue, Employment)	79	151	234	-66.2%
<b>Secured Transactions</b>	<b>2,610</b>	<b>2,903</b>	<b>3,206</b>	<b>-18.6%</b>
<b>Notary Authentications for International Use</b>	1,435	1,535	1,579	-9.1%

## New Commerce Supporting Transaction History



## Active Filings

Filing Transaction Type	Latest Month	Previous Month	12 Months Ago	Change Year Ago
Uniform Commercial Code	179,103	176,529	174,806	2.5%
Agricultural Liens (EFS, ASL, Grain, Ag produce)	4,646	3,394	3,742	24.2%
Government Liens (IRS, Revenue, Employment)	0	12,982	15,196	-100.0%
<b>Secured Transactions</b>	<b>183,749</b>	<b>192,905</b>	<b>193,744</b>	<b>-5.2%</b>
<b>Commissioned Notaries Public</b>	3*235	39,628	39,595	#VALUE!
Active RON Notaries	409	419	--	--
Active IPEN Notaries	52	43	--	--

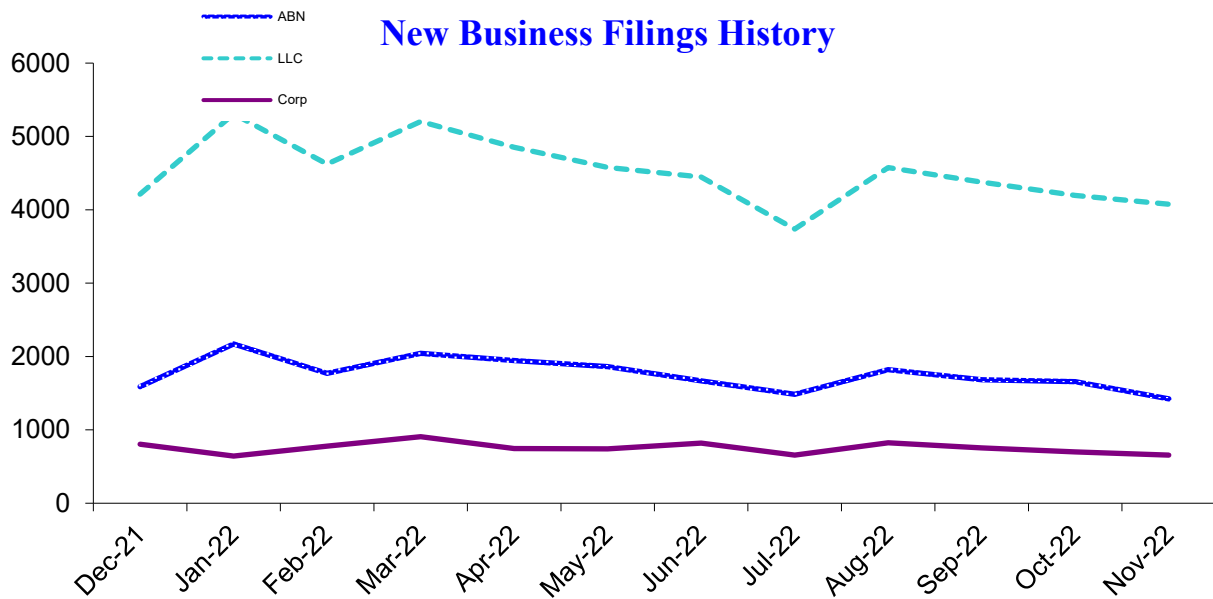


# Business Report

Monthly update from Oregon's Secretary of State Shemia Fagan

## New Business Applications

Business Type	Latest Month	Previous Month	12 Months Ago	Change Year Ago
Assumed Business Names	1,423	1,658	1,629	-12.6%
Limited Liability Companies	4,076	4,196	4,269	-4.5%
Corporations (Domestic & Foreign: Business, Nonprofit, Professional)	657	700	766	-14.2%
<b>Business Registry Total</b>	<b>6,156</b>	<b>6,554</b>	<b>6,664</b>	<b>-7.6%</b>



## Active Business Filings

Business Type	Latest Month	Previous Month	12 Months Ago	Change Year Ago
Assumed Business Names	124,400	124,938	128,884	-3.5%
Limited Liability Companies	268,676	269,248	255,735	5.1%
Oregon Corporations	116,549	116,591	117,267	-0.6%
Other	2,796	2,816	2,859	-2.2%
<b>Business Registry Total</b>	<b>512,421</b>	<b>513,593</b>	<b>504,745</b>	<b>1.5%</b>



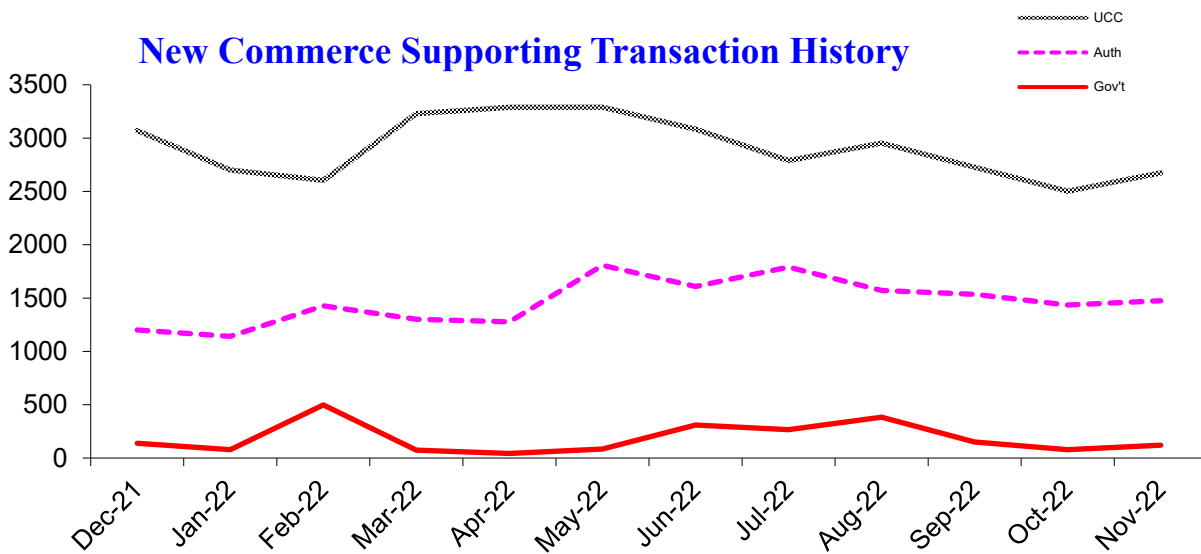
# UCC & Notary Report

Monthly update from Oregon's Secretary of State Shemia Fagan

## New Commerce Supporting Transactions

Filing Transaction Type	Latest Month	Previous Month	12 Months Ago	Change Year Ago
Uniform Commercial Code	2,674	2,502	2,782	-3.9%
Agricultural Liens (EFS, ASL, Grain, Ag produce)	42	29	37	13.5%
Government Liens (IRS, Revenue, Employment)	120	79	129	-7.0%
<b>Secured Transactions</b>	<b>2,836</b>	<b>2,610</b>	<b>2,948</b>	<b>-3.8%</b>
<b>Notary Authentications for International Use</b>	<b>1,476</b>	<b>1,435</b>	<b>1,369</b>	<b>7.8%</b>

## New Commerce Supporting Transaction History



## Active Filings

Filing Transaction Type	Latest Month	Previous Month	12 Months Ago	Change Year Ago
Uniform Commercial Code	181,795	179,103	175,802	3.4%
Agricultural Liens (EFS, ASL, Grain, Ag produce)	3,420	4,646	3,674	-6.9%
Government Liens (IRS, Revenue, Employment)	12,945	13,061	14,945	-13.4%
<b>Secured Transactions</b>	<b>198,160</b>	<b>196,810</b>	<b>194,421</b>	<b>1.9%</b>
<b>Commissioned Notaries Public</b>	<b>0</b>	<b>39,235</b>	<b>39,893</b>	<b>-100.0%</b>
Active RON Notaries	436	409	--	--
Active IPEN Notaries	53	52	--	--

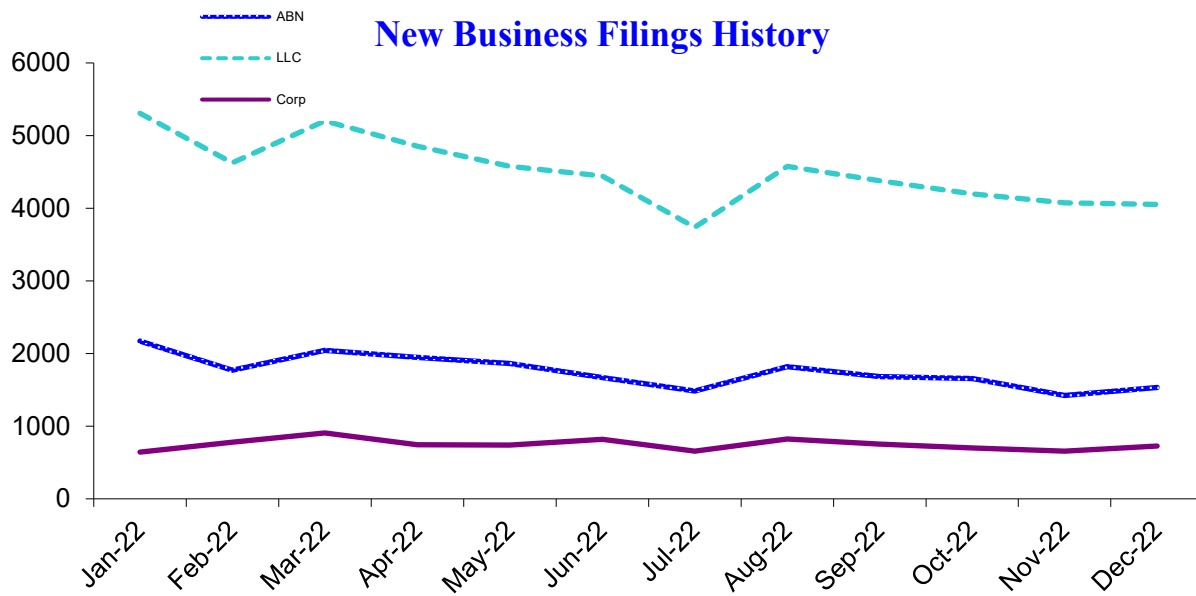


# Business Report

Monthly update from Oregon's Secretary of State Shemia Fagan

## New Business Applications

Business Type	Latest Month	Previous Month	12 Months Ago	Change Year Ago
Assumed Business Names	1,532	1,423	1,589	-3.6%
Limited Liability Companies	4,051	4,076	4,214	-3.9%
Corporations (Domestic & Foreign: Business, Nonprofit, Professional)	727	657	805	-9.7%
<b>Business Registry Total</b>	<b>6,310</b>	<b>6,156</b>	<b>6,608</b>	<b>-4.5%</b>



## Active Business Filings

Business Type	Latest Month	Previous Month	12 Months Ago	Change Year Ago
Assumed Business Names	125,948	124,400	128,358	-1.9%
Limited Liability Companies	272,741	268,676	255,936	6.6%
Corporations	117,209	116,549	118,954	-1.5%
Other	2,696	2,796	2,840	-5.1%
<b>Business Registry Total</b>	<b>518,594</b>	<b>512,421</b>	<b>506,088</b>	<b>2.5%</b>



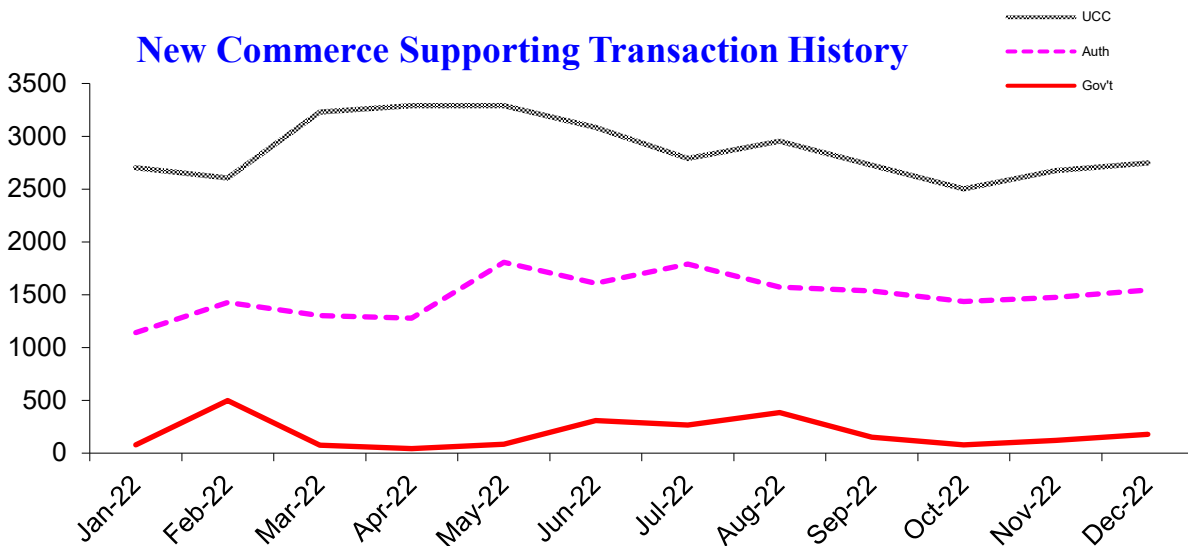
# UCC & Notary Report

Monthly update from Oregon's Secretary of State Shemia Fagan

## New Commerce Supporting Transactions

Filing Transaction Type	Latest Month	Previous Month	12 Months Ago	Change Year Ago
Uniform Commercial Code	2,747	2,674	3,070	-10.5%
Agricultural Liens (EFS, ASL, Grain, Ag produce)	28	42	37	-24.3%
Government Liens (IRS, Revenue, Employment)	177	120	138	28.3%
<b>Secured Transactions</b>	<b>2,952</b>	<b>2,836</b>	<b>3,245</b>	<b>-9.0%</b>
<b>Notary Authentications for International Use</b>	<b>1,546</b>	<b>1,476</b>	<b>1,201</b>	<b>28.7%</b>

## New Commerce Supporting Transaction History



## Active Filings

Filing Transaction Type	Latest Month	Previous Month	12 Months Ago	Change Year Ago
Uniform Commercial Code	181,795	181,795	176,137	3.2%
Agricultural Liens (EFS, ASL, Grain, Ag produce)	3,420	3,420	3,653	-6.4%
Government Liens (IRS, Revenue, Employment)	12,945	12,945	14,809	-12.6%
<b>Secured Transactions</b>	<b>198,160</b>	<b>198,160</b>	<b>194,599</b>	<b>1.8%</b>
<b>Commissioned Notaries Public</b>	<b>39,738</b>	<b>39,523</b>	<b>39,862</b>	<b>-0.3%</b>
Active RON Notaries	447	436	--	--
Active IPEN Notaries	53	53	--	--