

January-2025



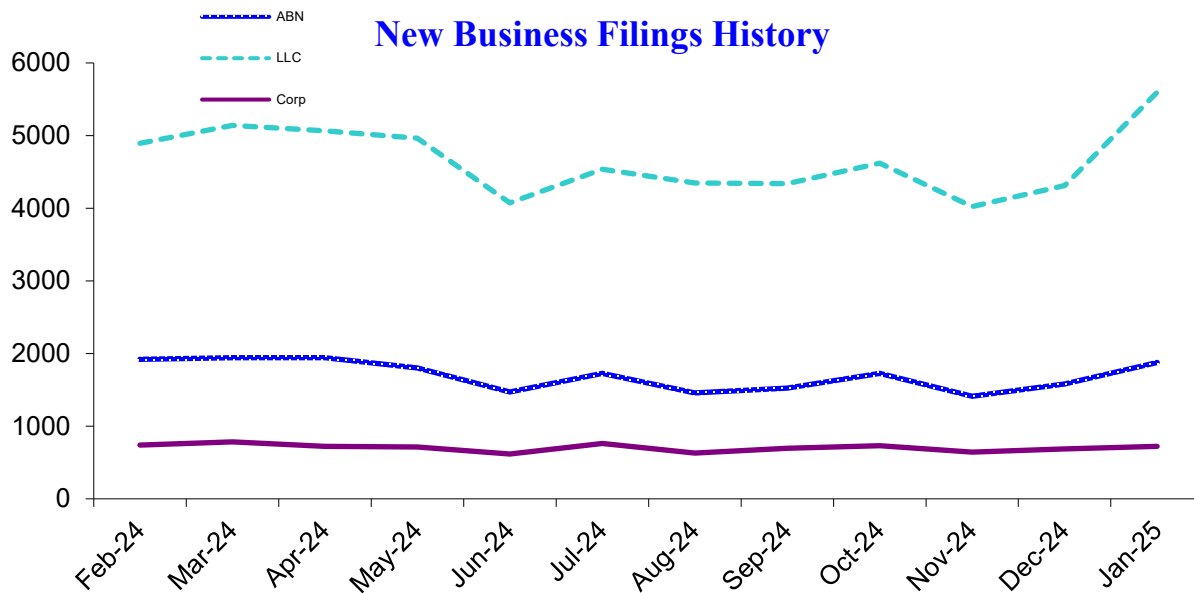
# Business Report

Monthly update from Oregon's Secretary of State Tobias Read

## New Business Applications

Business Type	Latest Month	Previous Month	12 Months Ago	Change Year Ago
Assumed Business Names	1,878	1,582	1,976	-5.0%
Limited Liability Companies	5,596	4,311	5,141	8.9%
Corporations				
(Domestic & Foreign: Business, Nonprofit, Professional)	721	686	752	-4.1%
<b>Business Registry Total</b>	<b>8,195</b>	<b>6,579</b>	<b>7,869</b>	<b>4.1%</b>

## New Business Filings History



## Active Business Filings

Business Type	Latest Month	Previous Month	12 Months Ago	Change Year Ago
Assumed Business Names	116,046	116,182	118,907	-2.4%
Limited Liability Companies	298,838	296,777	285,647	4.6%
Corporations	114,842	115,025	116,114	-1.1%
Other	2,733	2,746	2,764	-1.1%
<b>Business Registry Total</b>	<b>532,459</b>	<b>530,730</b>	<b>523,432</b>	<b>1.7%</b>



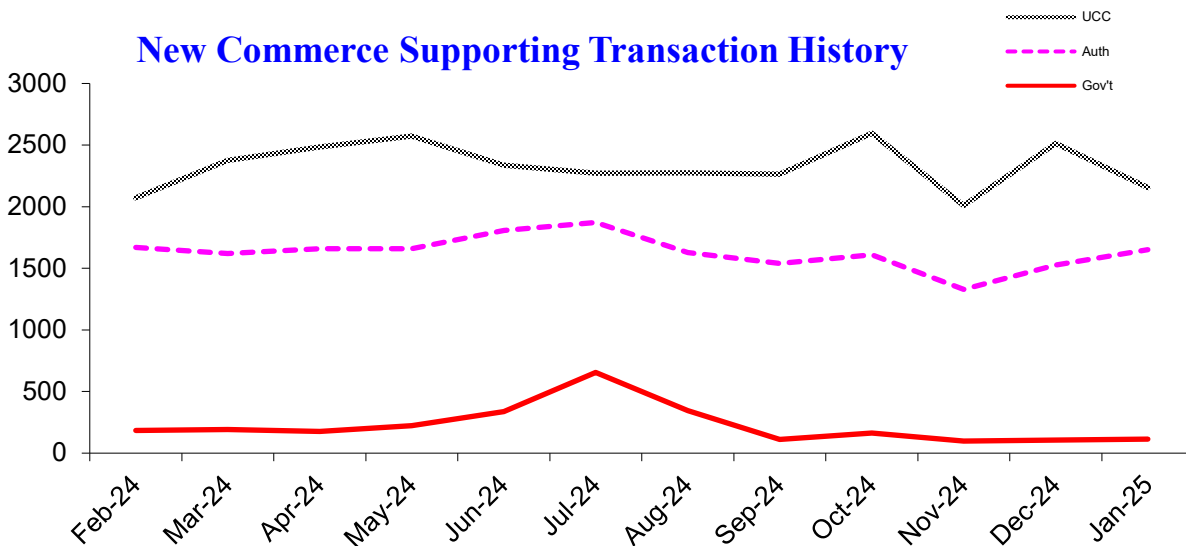
# UCC & Notary Report

Monthly update from Oregon's Secretary of State Tobias Read

## New Commerce Supporting Transactions

Filing Transaction Type	Latest Month	Previous Month	12 Months Ago	Change Year Ago
Uniform Commercial Code	2,156	2,514	2,003	7.6%
Agricultural Liens (EFS, ASL, Grain, Ag produce)	42	35	32	31.3%
Government Liens (IRS, Revenue, Employment)	114	105	184	-38.0%
<b>Secured Transactions</b>	<b>2,312</b>	<b>2,654</b>	<b>2,219</b>	<b>4.2%</b>
<b>Notary Authentications for International Use</b>	<b>1,650</b>	<b>1,526</b>	<b>1,314</b>	<b>25.6%</b>

## New Commerce Supporting Transaction History



## Active Filings

Filing Transaction Type	Latest Month	Previous Month	12 Months Ago	Change Year Ago
Uniform Commercial Code	138,938	184,187	183,754	-24.4%
Agricultural Liens (EFS, ASL, Grain, Ag produce)	3,234	3,232	3,308	-2.2%
Government Liens (IRS, Revenue, Employment)	11,305	11,384	11,961	-5.5%
<b>Secured Transactions</b>	<b>153,477</b>	<b>198,803</b>	<b>199,023</b>	<b>-22.9%</b>
<b>Commissioned Notaries Public</b>	<b>38,445</b>	<b>38,756</b>	<b>39,275</b>	<b>-2.1%</b>
Active RON Notaries	802	797	695	14.7%
Active IPEN Notaries	111	110	91	20.9%

February-2025



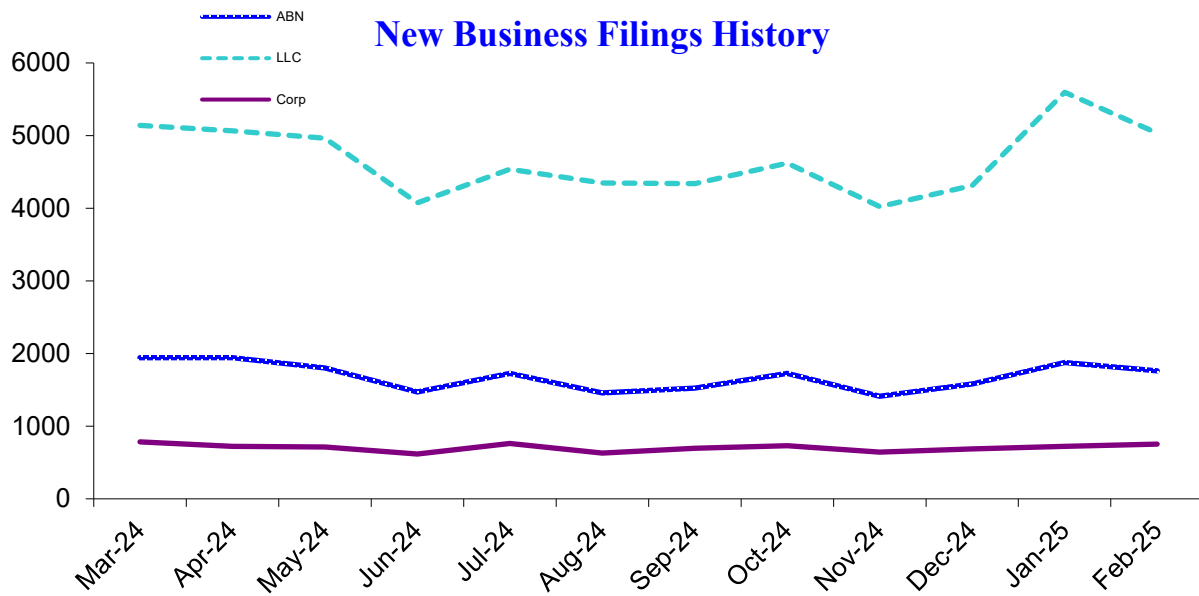
# Business Report

Monthly update from Oregon's Secretary of State Tobia Read

## New Business Applications

Business Type	Latest Month	Previous Month	12 Months Ago	Change Year Ago
Assumed Business Names	1,763	1,878	1,919	-8.1%
Limited Liability Companies	5,034	5,596	4,892	2.9%
Corporations				
(Domestic & Foreign: Business, Nonprofit, Professional)	754	721	738	2.2%
<b>Business Registry Total</b>	<b>7,551</b>	<b>8,195</b>	<b>7,549</b>	<b>0.0%</b>

## New Business Filings History



## Active Business Filings

Business Type	Latest Month	Previous Month	12 Months Ago	Change Year Ago
Assumed Business Names	116,623	116,046	118,890	-1.9%
Limited Liability Companies	301,427	298,838	287,861	4.7%
Corporations	114,972	114,842	115,955	-0.8%
Other	2,730	2,733	2,776	-1.7%
<b>Business Registry Total</b>	<b>535,752</b>	<b>532,459</b>	<b>525,482</b>	<b>2.0%</b>



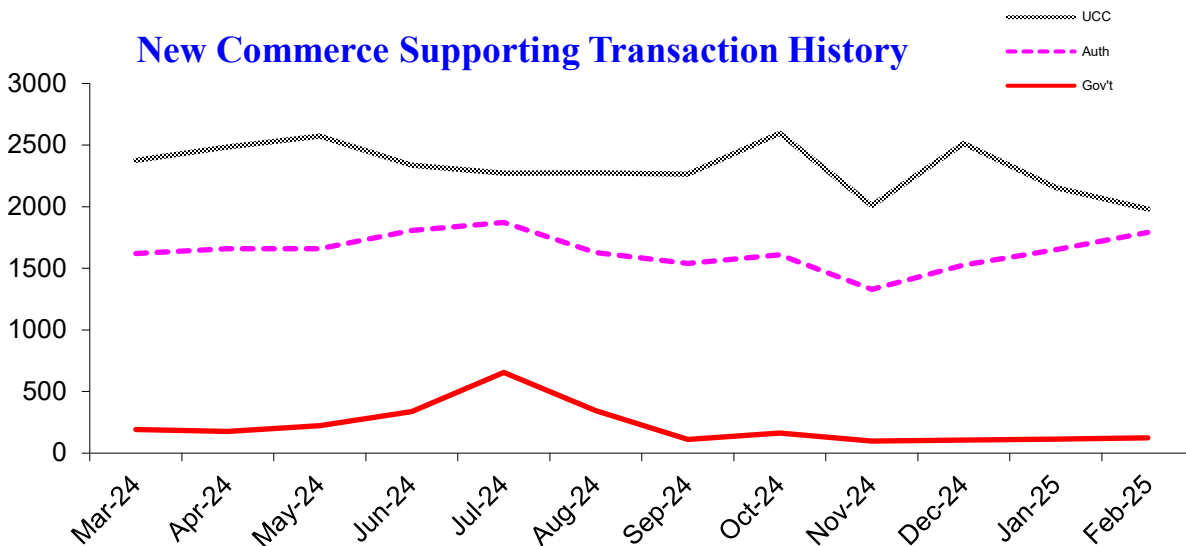
# UCC & Notary Report

Monthly update from Oregon's Secretary of State Tobias Read

## New Commerce Supporting Transactions

Filing Transaction Type	Latest Month	Previous Month	12 Months Ago	Change Year Ago
Uniform Commercial Code	1,981	2,156	2,073	-4.4%
Agricultural Liens (EFS, ASL, Grain, Ag produce)	43	42	30	43.3%
Government Liens (IRS, Revenue, Employment)	123	114	183	-32.8%
<b>Secured Transactions</b>	<b>2,147</b>	<b>2,312</b>	<b>2,286</b>	<b>-6.1%</b>
<b>Notary Authentications for International Use</b>	<b>1,791</b>	<b>1,650</b>	<b>1,670</b>	<b>7.2%</b>

## New Commerce Supporting Transaction History



## Active Filings

Filing Transaction Type	Latest Month	Previous Month	12 Months Ago	Change Year Ago
Uniform Commercial Code	183,931	138,938	183,932	0.0%
Agricultural Liens (EFS, ASL, Grain, Ag produce)	3,223	3,234	3,290	-2.0%
Government Liens (IRS, Revenue, Employment)	11,338	11,305	11,977	-5.3%
<b>Secured Transactions</b>	<b>198,492</b>	<b>153,477</b>	<b>199,199</b>	<b>-0.4%</b>
<b>Commissioned Notaries Public</b>	<b>38,481</b>	<b>38,445</b>	<b>39,269</b>	<b>-2.0%</b>
Active RON Notaries	802	797	719	10.8%
Active IPEN Notaries	111	110	96	14.6%

March-2025

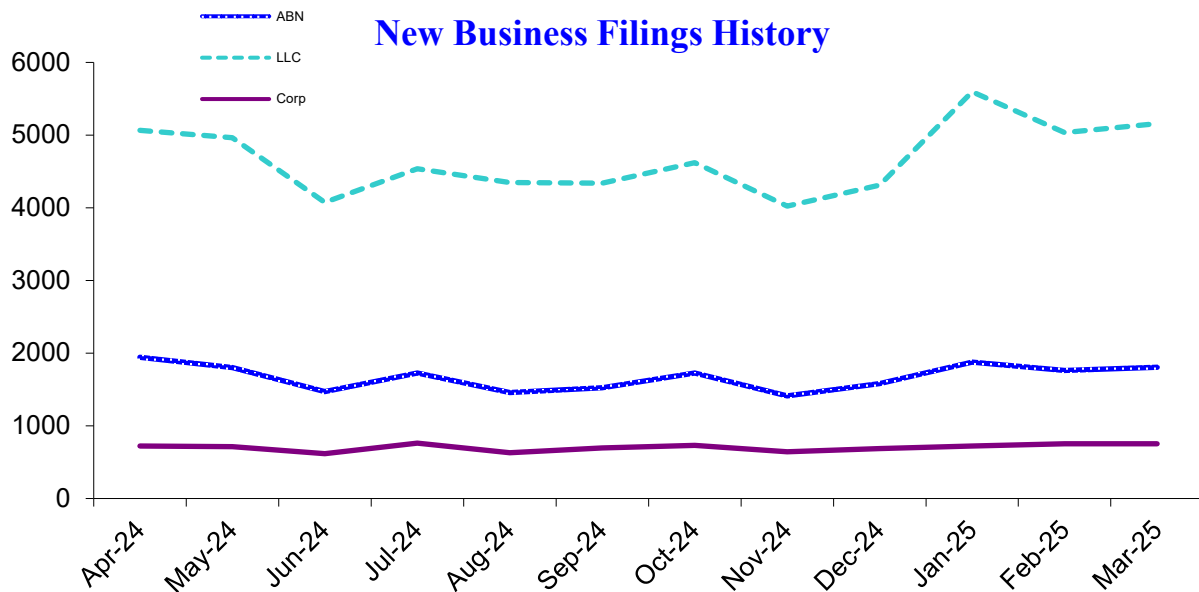


# Business Report

Monthly update from Oregon's Secretary of State Tobias Read

## New Business Applications

Business Type	Latest Month	Previous Month	12 Months Ago	Change Year Ago
Assumed Business Names	1,804	1,763	1,941	-7.1%
Limited Liability Companies	5,158	5,034	5,142	0.3%
Corporations				
(Domestic & Foreign: Business, Nonprofit, Professional)	754	754	784	-3.8%
<b>Business Registry Total</b>	<b>7,716</b>	<b>7,551</b>	<b>7,867</b>	<b>-1.9%</b>



## Active Business Filings

Business Type	Latest Month	Previous Month	12 Months Ago	Change Year Ago
Assumed Business Names	115,826	116,623	118,559	-2.3%
Limited Liability Companies	301,919	301,427	288,774	4.6%
Corporations	114,626	114,972	115,757	-1.0%
Other	2,717	2,730	2,773	-2.0%
<b>Business Registry Total</b>	<b>535,088</b>	<b>535,752</b>	<b>525,863</b>	<b>1.8%</b>

March-2025



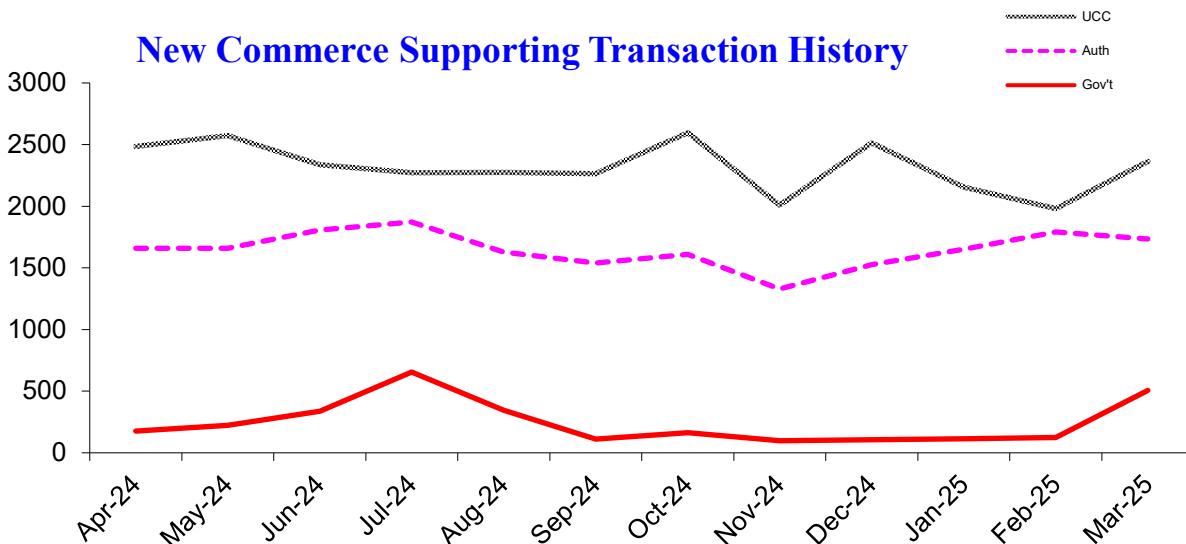
# UCC & Notary Report

Monthly update from Oregon's Secretary of State Tobias Read

## New Commerce Supporting Transactions

Filing Transaction Type	Latest Month	Previous Month	12 Months Ago	Change Year Ago
Uniform Commercial Code	2,362	1,981	2,376	-0.6%
Agricultural Liens (EFS, ASL, Grain, Ag produce)	41	43	44	-6.8%
Government Liens (IRS, Revenue, Employment)	507	123	193	162.7%
<b>Secured Transactions</b>	<b>2,910</b>	<b>2,147</b>	<b>2,613</b>	<b>11.4%</b>
<b>Notary Authentications for International Use</b>	<b>1,735</b>	<b>1,791</b>	<b>1,621</b>	<b>7.0%</b>

## New Commerce Supporting Transaction History



## Active Filings

Filing Transaction Type	Latest Month	Previous Month	12 Months Ago	Change Year Ago
Uniform Commercial Code	183,952	183,931	184,138	-0.1%
Agricultural Liens (EFS, ASL, Grain, Ag produce)	3,138	3,223	3,268	-4.0%
Government Liens (IRS, Revenue, Employment)	11,188	11,338	11,971	-6.5%
<b>Secured Transactions</b>	<b>198,278</b>	<b>198,492</b>	<b>199,377</b>	<b>-0.6%</b>
<b>Commissioned Notaries Public</b>	<b>38,270</b>	<b>38,481</b>	<b>39,474</b>	<b>-3.1%</b>
Active RON Notaries	802	797	719	10.8%
Active IPEN Notaries	111	110	105	4.8%

April-2025

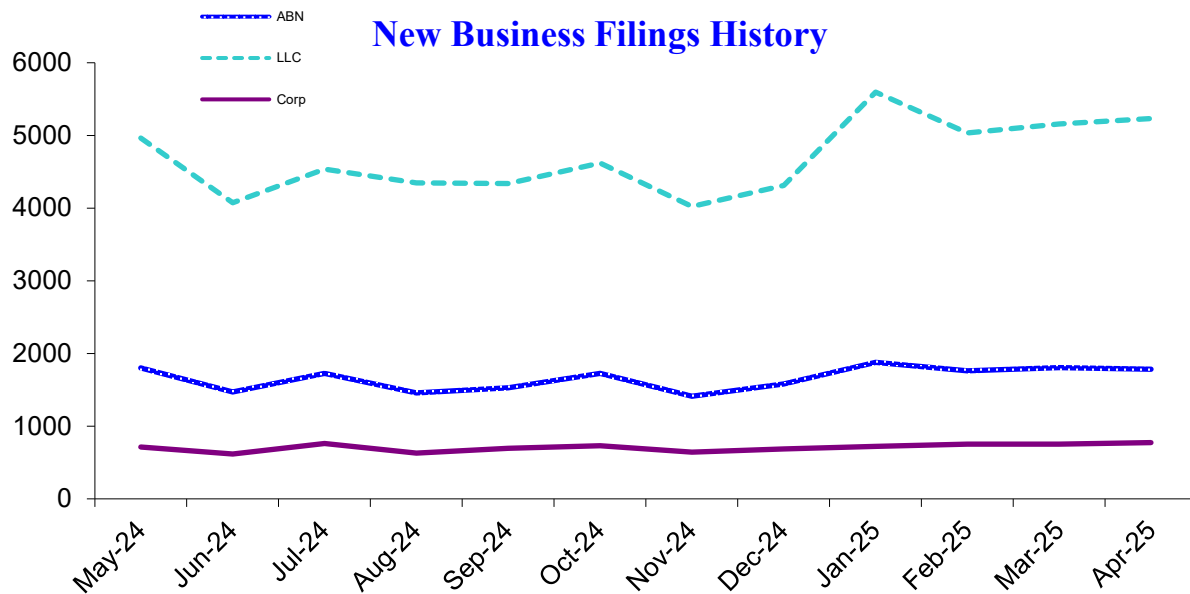


# Business Report

Monthly update from Oregon's Secretary of State Tobias Read

## New Business Applications

Business Type	Latest Month	Previous Month	12 Months Ago	Change Year Ago
Assumed Business Names	1,784	1,804	1,943	-8.2%
Limited Liability Companies	5,232	5,158	5,064	3.3%
Corporations				
(Domestic & Foreign: Business, Nonprofit, Professional)	774	754	724	6.9%
<b>Business Registry Total</b>	<b>7,790</b>	<b>7,716</b>	<b>7,731</b>	<b>0.8%</b>



## Active Business Filings

Business Type	Latest Month	Previous Month	12 Months Ago	Change Year Ago
Assumed Business Names	115,506	115,826	118,339	-2.4%
Limited Liability Companies	303,689	301,919	289,557	4.9%
Corporations	114,763	114,626	115,588	-0.7%
Other	2,710	2,717	2,770	-2.2%
<b>Business Registry Total</b>	<b>536,668</b>	<b>535,088</b>	<b>526,254</b>	<b>2.0%</b>

April-2025

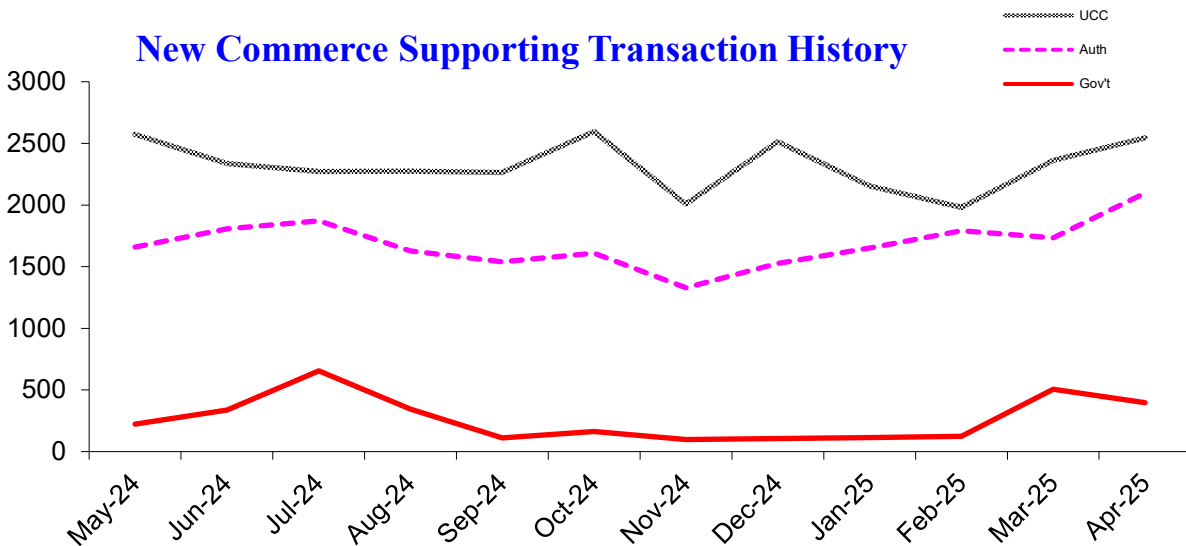


# UCC & Notary Report

Monthly update from Oregon's Secretary of State Tobias Read

## New Commerce Supporting Transactions

Filing Transaction Type	Latest Month	Previous Month	12 Months Ago	Change Year Ago
Uniform Commercial Code	2,545	2,362	2,484	2.5%
Agricultural Liens (EFS, ASL, Grain, Ag produce)	54	41	65	-16.9%
Government Liens (IRS, Revenue, Employment)	397	507	175	126.9%
<b>Secured Transactions</b>	<b>2,996</b>	<b>2,910</b>	<b>2,724</b>	<b>10.0%</b>
<b>Notary Authentications for International Use</b>	<b>2,097</b>	<b>1,735</b>	<b>1,658</b>	<b>26.5%</b>



## Active Filings

Filing Transaction Type	Latest Month	Previous Month	12 Months Ago	Change Year Ago
Uniform Commercial Code	184,095	183,952	184,290	-0.1%
Agricultural Liens (EFS, ASL, Grain, Ag produce)	3,215	3,138	3,268	-1.6%
Government Liens (IRS, Revenue, Employment)	11,088	11,188	11,876	-6.6%
<b>Secured Transactions</b>	<b>198,398</b>	<b>198,278</b>	<b>199,434</b>	<b>-0.5%</b>
<b>Commissioned Notaries Public</b>	<b>38,150</b>	<b>38,270</b>	<b>29,549</b>	<b>29.1%</b>
Active RON Notaries	802	797	719	10.8%
Active IPEN Notaries	111	110	107	2.8%



May-2025

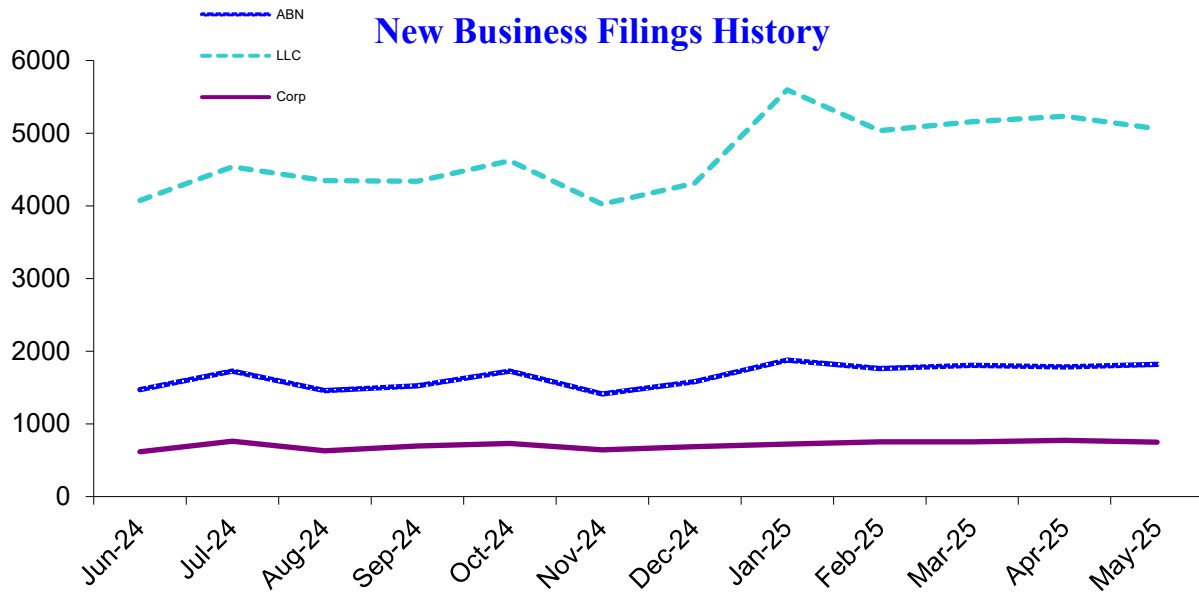


# Business Report

Monthly update from Oregon's Secretary of State Tobias Read

## New Business Applications

Business Type	Latest Month	Previous Month	12 Months Ago	Change Year Ago
Assumed Business Names	1,820	1,784	1,800	1.1%
Limited Liability Companies	5,061	5,232	4,962	2.0%
Corporations (Domestic & Foreign: Business, Nonprofit, Professional)	750	774	712	5.3%
<b>Business Registry Total</b>	<b>7,631</b>	<b>7,790</b>	<b>7,474</b>	<b>2.1%</b>



## Active Business Filings

Business Type	Latest Month	Previous Month	12 Months Ago	Change Year Ago
Assumed Business Names	114,997	115,506	118,088	-2.6%
Limited Liability Companies	303,959	303,689	290,380	4.7%
Corporations	114,589	114,763	115,515	-0.8%
Other	2,709	2,710	2,773	-2.3%
<b>Business Registry Total</b>	<b>536,254</b>	<b>536,668</b>	<b>526,756</b>	<b>1.8%</b>

May-2025



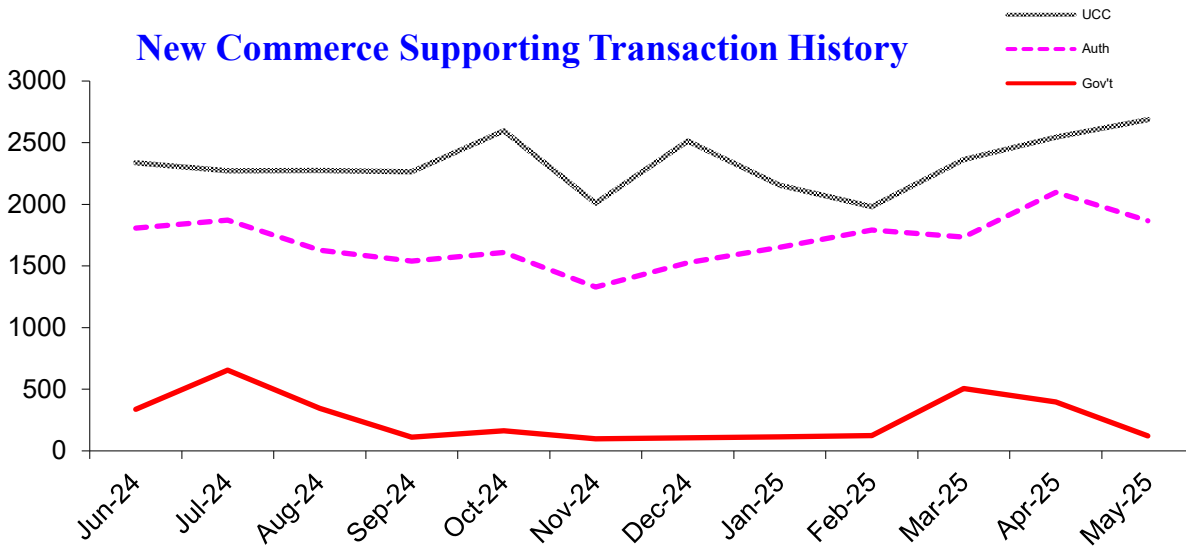
# UCC & Notary Report

Monthly update from Oregon's Secretary of State Tobias Read

## New Commerce Supporting Transactions

Filing Transaction Type	Latest Month	Previous Month	12 Months Ago	Change Year Ago
Uniform Commercial Code	2,687	2,545	2,573	4.4%
Agricultural Liens (EFS, ASL, Grain, Ag produce)	53	54	71	-25.4%
Government Liens (IRS, Revenue, Employment)	121	397	224	-46.0%
<b>Secured Transactions</b>	<b>2,861</b>	<b>2,996</b>	<b>2,868</b>	<b>-0.2%</b>
<b>Notary Authentications for International Use</b>	<b>1,867</b>	<b>2,097</b>	<b>1,660</b>	<b>12.5%</b>

## New Commerce Supporting Transaction History



## Active Filings

Filing Transaction Type	Latest Month	Previous Month	12 Months Ago	Change Year Ago
Uniform Commercial Code	180,925	184,095	184,358	-1.9%
Agricultural Liens (EFS, ASL, Grain, Ag produce)	3,191	3,215	3,258	-2.1%
Government Liens (IRS, Revenue, Employment)	11,008	11,088	11,872	-7.3%
<b>Secured Transactions</b>	<b>195,124</b>	<b>198,398</b>	<b>199,488</b>	<b>-2.2%</b>
<b>Commissioned Notaries Public</b>	<b>38,075</b>	<b>38,150</b>	<b>39,523</b>	<b>-3.7%</b>
Active RON Notaries	955	916	719	27.4%
Active IPEN Notaries	131	124	108	14.8%

June-2025

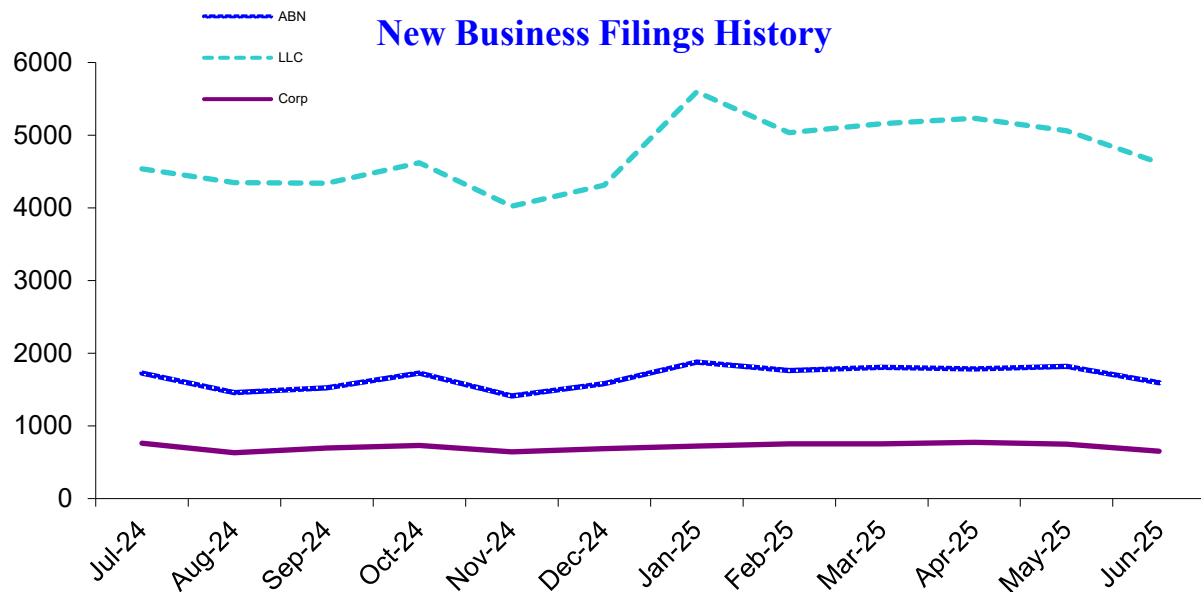


# Business Report

Monthly update from Oregon's Secretary of State Tobias Read

## New Business Applications

Business Type	Latest Month	Previous Month	12 Months Ago	Change Year Ago
Assumed Business Names	1,596	1,820	1,470	8.6%
Limited Liability Companies	4,619	5,061	4,075	13.3%
Corporations (Domestic & Foreign: Business, Nonprofit, Professional)	650	750	617	5.3%
<b>Business Registry Total</b>	<b>6,865</b>	<b>7,631</b>	<b>6,162</b>	<b>11.4%</b>



## Active Business Filings

Business Type	Latest Month	Previous Month	12 Months Ago	Change Year Ago
Assumed Business Names	114,575	114,997	114,711	-0.1%
Limited Liability Companies	305,425	303,959	291,057	4.9%
Corporations	114,401	114,589	115,377	-0.8%
Other	2,717	2,709	2,776	-2.1%
<b>Business Registry Total</b>	<b>537,118</b>	<b>536,254</b>	<b>523,921</b>	<b>2.5%</b>

June-2025

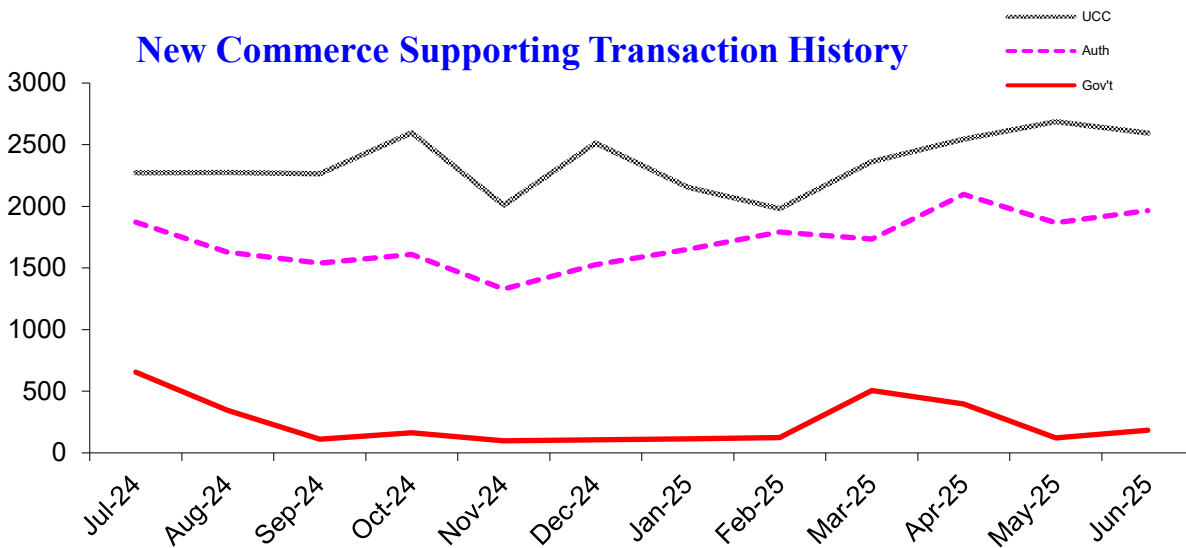


# UCC & Notary Report

Monthly update from Oregon's Secretary of State Tobias Read

## New Commerce Supporting Transactions

Filing Transaction Type	Latest Month	Previous Month	12 Months Ago	Change Year Ago
Uniform Commercial Code	2,595	2,687	2,336	11.1%
Agricultural Liens (EFS, ASL, Grain, Ag produce)	43	53	42	2.4%
Government Liens (IRS, Revenue, Employment)	184	121	336	-45.2%
<b>Secured Transactions</b>	<b>2,822</b>	<b>2,861</b>	<b>2,714</b>	<b>4.0%</b>
<b>Notary Authentications for International Use</b>	<b>1,966</b>	<b>1,867</b>	<b>1,808</b>	<b>8.7%</b>



## Active Filings

Filing Transaction Type	Latest Month	Previous Month	12 Months Ago	Change Year Ago
Uniform Commercial Code	180,100	180,925	184,250	-2.3%
Agricultural Liens (EFS, ASL, Grain, Ag produce)	3,190	3,191	3,267	-2.4%
Government Liens (IRS, Revenue, Employment)	10,277	11,008	11,795	-12.9%
<b>Secured Transactions</b>	<b>193,567</b>	<b>195,124</b>	<b>199,312</b>	<b>-2.9%</b>
<b>Commissioned Notaries Public</b>	<b>37,661</b>	<b>38,075</b>	<b>39,459</b>	<b>-4.6%</b>
Active RON Notaries	978	955	797	19.8%
Active IPEN Notaries	134	131	110	19.1%

July-2025

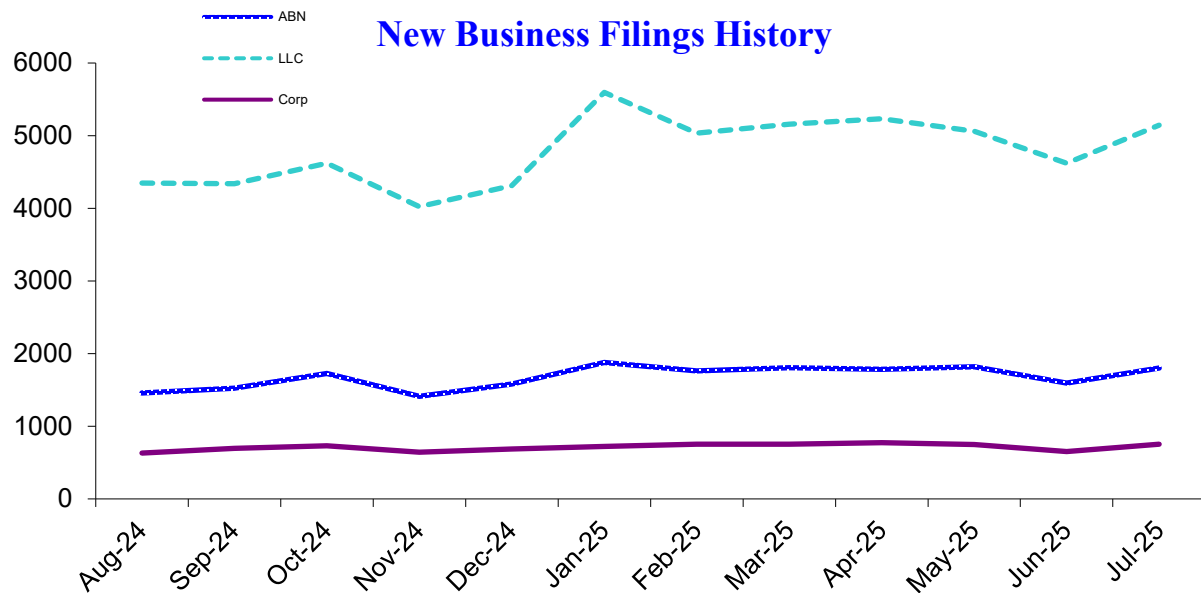


# Business Report

Monthly update from Oregon's Secretary of State Tobias Read

## New Business Applications

Business Type	Latest Month	Previous Month	12 Months Ago	Change Year Ago
Assumed Business Names	1,801	1,596	1,725	4.4%
Limited Liability Companies	5,145	4,619	4,536	13.4%
Corporations (Domestic & Foreign: Business, Nonprofit, Professional)	755	650	762	-0.9%
<b>Business Registry Total</b>	<b>7,701</b>	<b>6,865</b>	<b>7,023</b>	<b>9.7%</b>



## Active Business Filings

Business Type	Latest Month	Previous Month	12 Months Ago	Change Year Ago
Assumed Business Names	114,575	114,575	117,431	-2.4%
Limited Liability Companies	305,424	305,425	291,525	4.8%
Corporations	114,400	114,401	115,199	-0.7%
Other	2,720	2,717	2,774	-1.9%
<b>Business Registry Total</b>	<b>537,119</b>	<b>537,118</b>	<b>526,929</b>	<b>1.9%</b>

July-2025



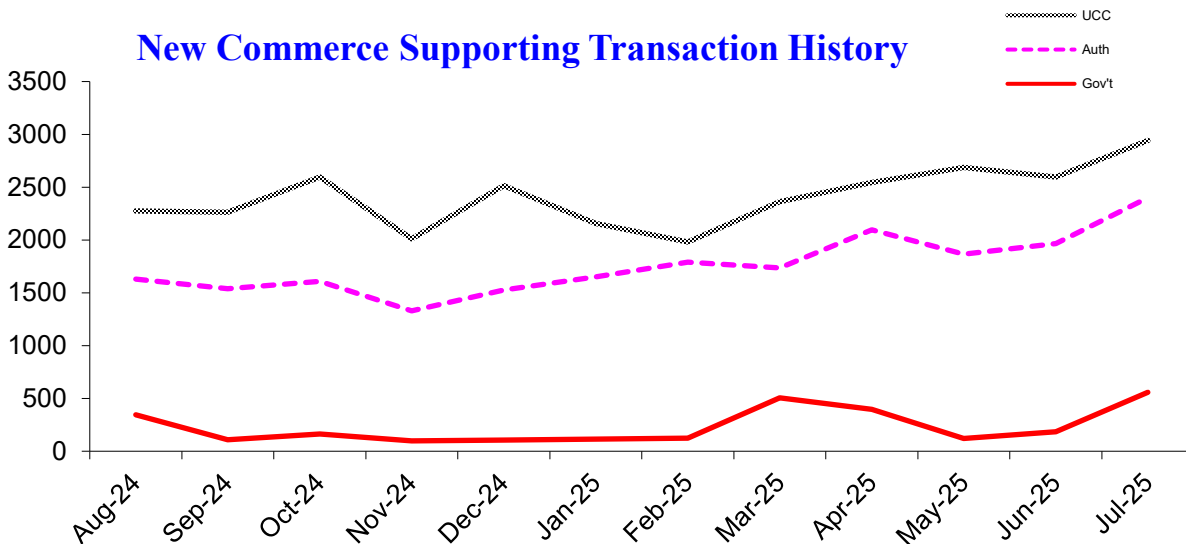
# UCC & Notary Report

Monthly update from Oregon's Secretary of State Tobias Read

## New Commerce Supporting Transactions

Filing Transaction Type	Latest Month	Previous Month	12 Months Ago	Change Year Ago
Uniform Commercial Code	2,942	2,595	2,271	29.5%
Agricultural Liens (EFS, ASL, Grain, Ag produce)	40	43	32	25.0%
Government Liens (IRS, Revenue, Employment)	558	184	655	-14.8%
<b>Secured Transactions</b>	<b>3,540</b>	<b>2,822</b>	<b>2,958</b>	<b>19.7%</b>
<b>Notary Authentications for International Use</b>	<b>2,400</b>	<b>1,966</b>	<b>1,872</b>	<b>28.2%</b>

## New Commerce Supporting Transaction History



## Active Filings

Filing Transaction Type	Latest Month	Previous Month	12 Months Ago	Change Year Ago
Uniform Commercial Code	179,219	180,100	184,205	-2.7%
Agricultural Liens (EFS, ASL, Grain, Ag produce)	3,183	3,190	3,265	-2.5%
Government Liens (IRS, Revenue, Employment)	10,884	10,878	11,728	-7.2%
<b>Secured Transactions</b>	<b>193,286</b>	<b>194,168</b>	<b>199,198</b>	<b>-3.0%</b>
<b>Commissioned Notaries Public</b>	<b>38,075</b>	<b>37,661</b>	<b>39,316</b>	<b>-3.2%</b>
Active RON Notaries	955	978	802	21.9%
Active IPEN Notaries	131	134	111	20.7%

August-2025

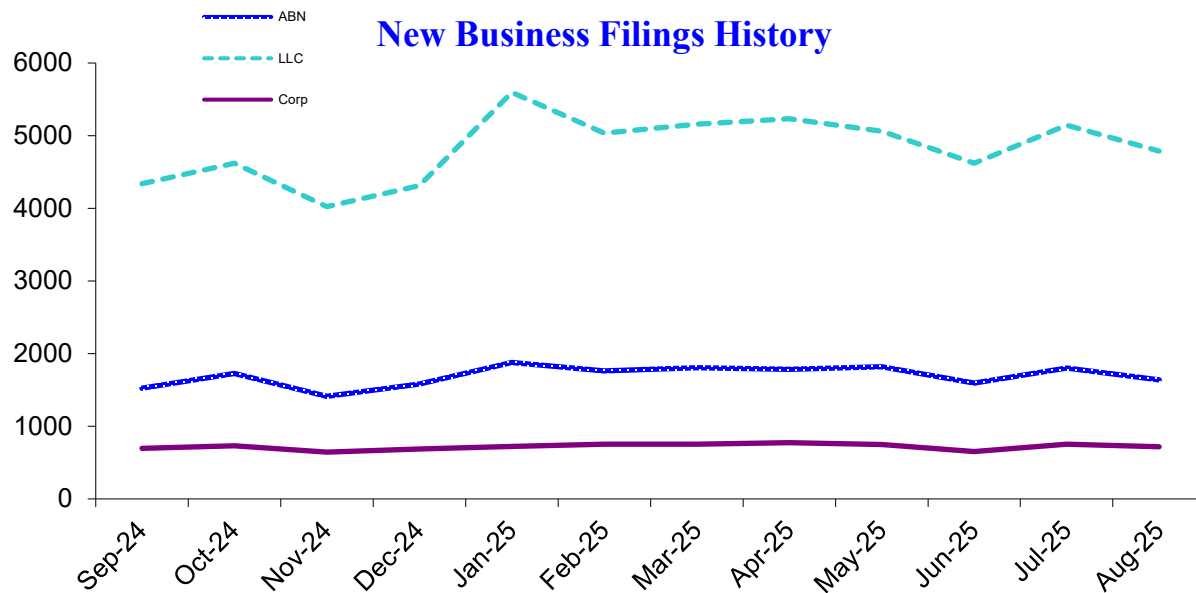


# Business Report

Monthly update from Oregon's Secretary of State Tobias Read

## New Business Applications

Business Type	Latest Month	Previous Month	12 Months Ago	Change Year Ago
Assumed Business Names	1,639	1,801	1,457	12.5%
Limited Liability Companies	4,789	5,145	4,348	10.1%
Corporations (Domestic & Foreign: Business, Nonprofit, Professional)	717	755	631	13.6%
<b>Business Registry Total</b>	<b>7,145</b>	<b>7,701</b>	<b>6,436</b>	<b>11.0%</b>



## Active Business Filings

Business Type	Latest Month	Previous Month	12 Months Ago	Change Year Ago
Assumed Business Names	114,550	114,575	116,926	-2.0%
Limited Liability Companies	307,655	305,424	292,587	5.1%
Corporations	114,349	114,400	114,940	-0.5%
Other	2,620	2,720	2,777	-5.7%
<b>Business Registry Total</b>	<b>539,174</b>	<b>537,119</b>	<b>527,230</b>	<b>2.3%</b>



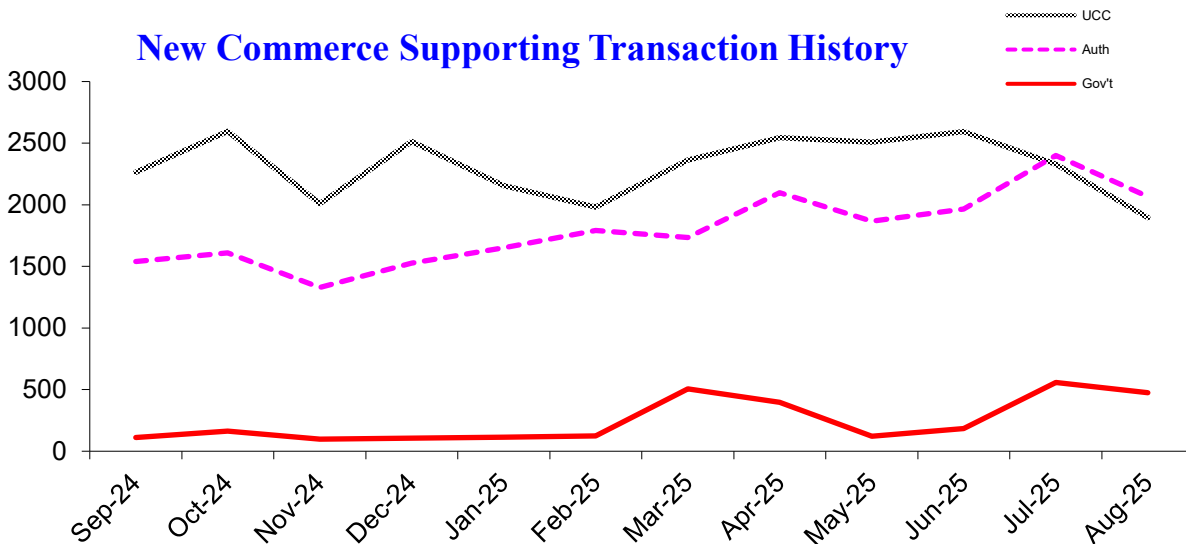
# UCC & Notary Report

Monthly update from Oregon's Secretary of State Tobias Read

## New Commerce Supporting Transactions

Filing Transaction Type	Latest Month	Previous Month	12 Months Ago	Change Year Ago
Uniform Commercial Code	1,896	2,330	2,275	-16.7%
Agricultural Liens (EFS, ASL, Grain, Ag produce)	31	40	31	0.0%
Government Liens (IRS, Revenue, Employment)	475	558	345	37.7%
<b>Secured Transactions</b>	<b>2,402</b>	<b>2,928</b>	<b>2,651</b>	<b>-9.4%</b>
<b>Notary Authentications for International Use</b>	<b>2,066</b>	<b>2,400</b>	<b>1,628</b>	<b>26.9%</b>

## New Commerce Supporting Transaction History



## Active Filings

Filing Transaction Type	Latest Month	Previous Month	12 Months Ago	Change Year Ago
Uniform Commercial Code	178,258	179,219	184,144	-3.2%
Agricultural Liens (EFS, ASL, Grain, Ag produce)	3,158	3,183	3,249	-2.8%
Government Liens (IRS, Revenue, Employment)	10,790	10,884	11,662	-7.5%
<b>Secured Transactions</b>	<b>192,206</b>	<b>193,286</b>	<b>199,055</b>	<b>-3.4%</b>
<b>Commissioned Notaries Public</b>	<b>37,362</b>	<b>38,075</b>	<b>39,173</b>	<b>-4.6%</b>
Active RON Notaries	990	955	817	16.9%
Active IPEN Notaries	135	131	114	14.9%



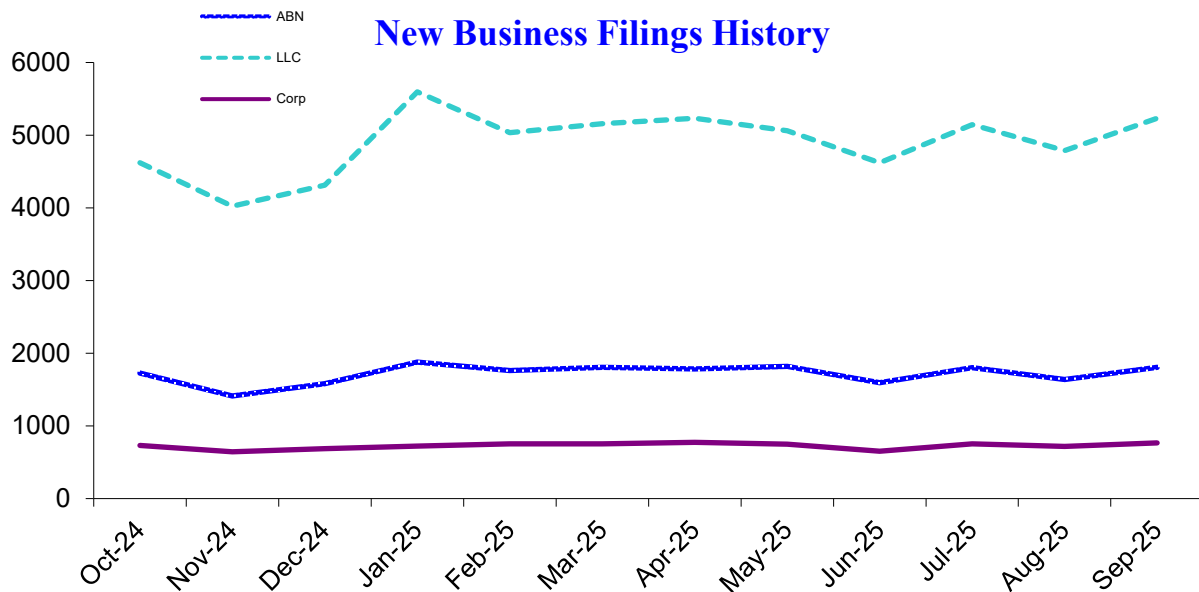


# Business Report

Monthly update from Oregon's Secretary of State Tobias Read

## New Business Applications

Business Type	Latest Month	Previous Month	12 Months Ago	Change Year Ago
Assumed Business Names	1,806	1,639	1,526	18.3%
Limited Liability Companies	5,235	4,789	4,338	20.7%
Corporations (Domestic & Foreign: Business, Nonprofit, Professional)	767	717	694	10.5%
<b>Business Registry Total</b>	<b>7,808</b>	<b>7,145</b>	<b>6,558</b>	<b>19.1%</b>



## Active Business Filings

Business Type	Latest Month	Previous Month	12 Months Ago	Change Year Ago
Assumed Business Names	114,449	114,550	116,720	-1.9%
Limited Liability Companies	309,390	307,655	293,318	5.5%
Corporations	114,511	114,349	113,978	0.5%
Other	2,730	2,620	2,775	-1.6%
<b>Business Registry Total</b>	<b>541,080</b>	<b>539,174</b>	<b>526,791</b>	<b>2.7%</b>



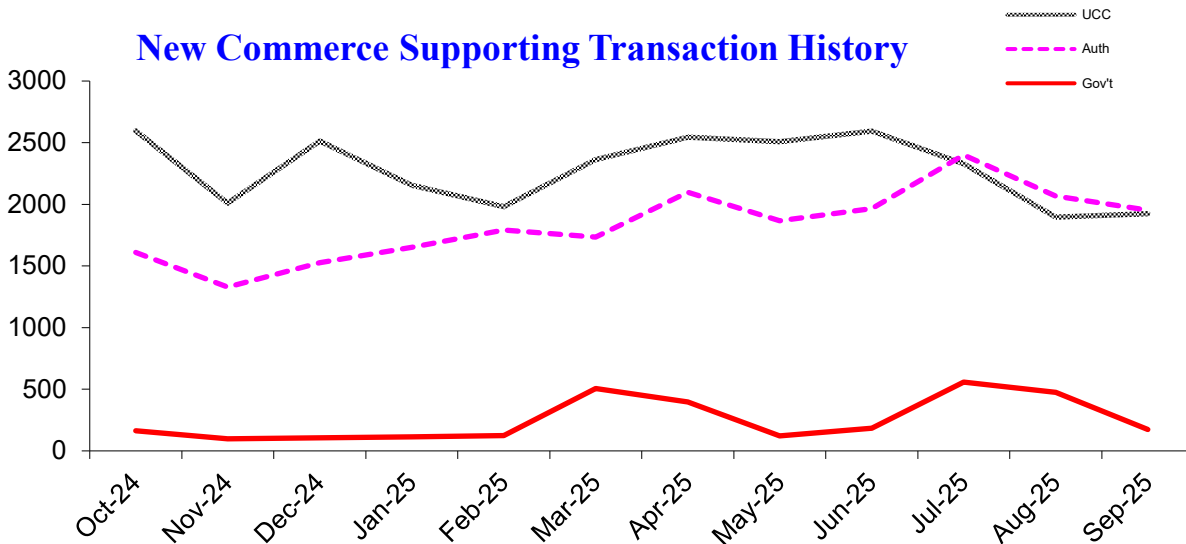
# UCC & Notary Report

Monthly update from Oregon's Secretary of State Tobias Read

## New Commerce Supporting Transactions

Filing Transaction Type	Latest Month	Previous Month	12 Months Ago	Change Year Ago
Uniform Commercial Code	1,924	1,896	2,263	-15.0%
Agricultural Liens (EFS, ASL, Grain, Ag produce)	34	31	28	21.4%
Government Liens (IRS, Revenue, Employment)	174	475	110	58.2%
<b>Secured Transactions</b>	<b>2,132</b>	<b>2,402</b>	<b>2,401</b>	<b>-11.2%</b>
<b>Notary Authentications for International Use</b>	1,952	2,066	1,540	26.8%

## New Commerce Supporting Transaction History



## Active Filings

Filing Transaction Type	Latest Month	Previous Month	12 Months Ago	Change Year Ago
Uniform Commercial Code	177,926	178,258	184,132	-3.4%
Agricultural Liens (EFS, ASL, Grain, Ag produce)	3,149	3,158	3,256	-3.3%
Government Liens (IRS, Revenue, Employment)	10,702	10,790	11,612	-7.8%
<b>Secured Transactions</b>	<b>191,777</b>	<b>192,206</b>	<b>199,000</b>	<b>-3.6%</b>
<b>Commissioned Notaries Public</b>	37,036	37,362	39,058	-5.2%
Active RON Notaries	1,012	990	830	19.3%
Active IPEN Notaries	134	135	115	17.4%

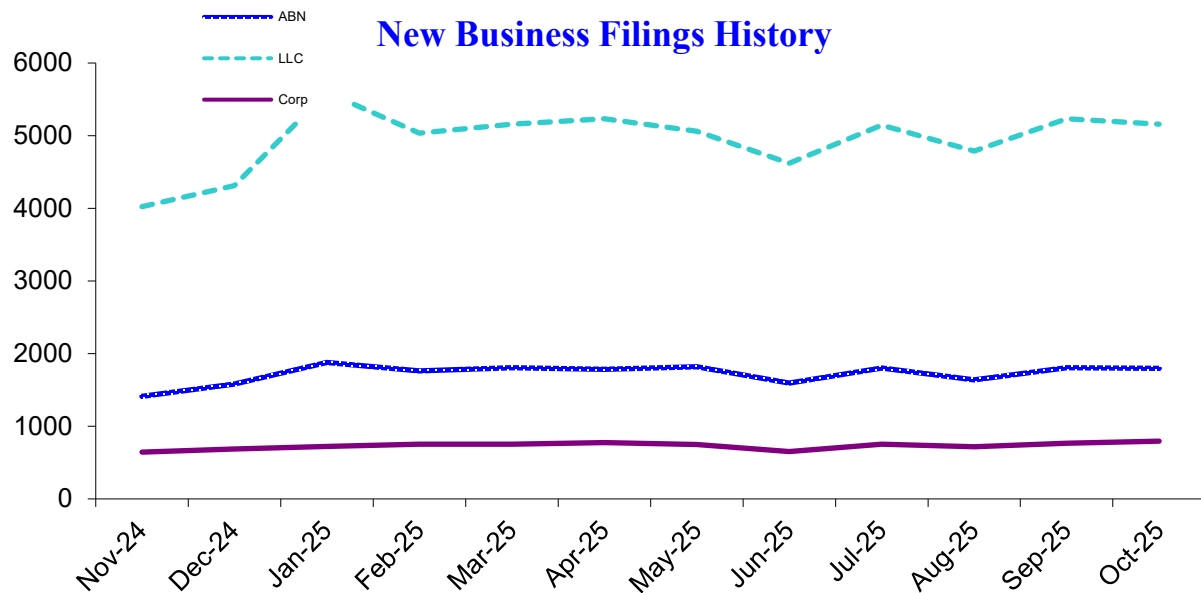


# Business Report

Monthly update from Oregon's Secretary of State Tobias Read

## New Business Applications

Business Type	Latest Month	Previous Month	12 Months Ago	Change Year Ago
Assumed Business Names	1,799	1,806	1,727	4.2%
Limited Liability Companies	5,160	5,235	4,622	11.6%
Corporations (Domestic & Foreign: Business, Nonprofit, Professional)	795	767	729	9.1%
<b>Business Registry Total</b>	<b>7,754</b>	<b>7,808</b>	<b>7,078</b>	<b>9.6%</b>



## Active Business Filings

Business Type	Latest Month	Previous Month	12 Months Ago	Change Year Ago
Assumed Business Names	114,381	114,449	116,485	-1.8%
Limited Liability Companies	311,642	309,390	294,122	6.0%
Corporations	114,655	114,511	115,056	-0.3%
Other	2,734	2,730	2,770	-1.3%
<b>Business Registry Total</b>	<b>543,412</b>	<b>541,080</b>	<b>528,433</b>	<b>2.8%</b>



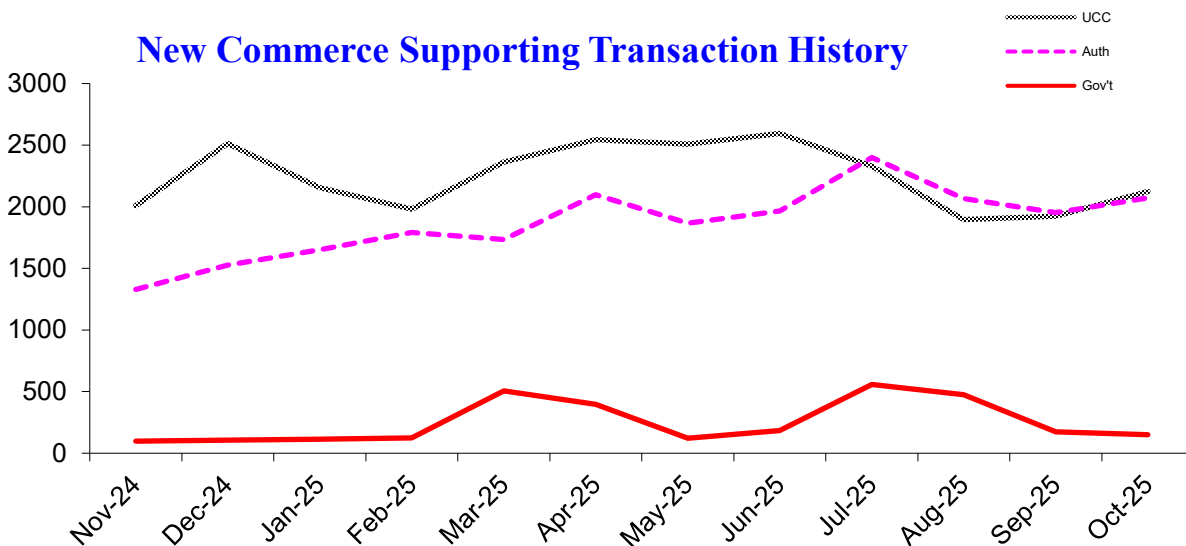
# UCC & Notary Report

Monthly update from Oregon's Secretary of State Tobias Read

## New Commerce Supporting Transactions

Filing Transaction Type	Latest Month	Previous Month	12 Months Ago	Change Year Ago
Uniform Commercial Code	2,125	1,924	2,596	-18.1%
Agricultural Liens (EFS, ASL, Grain, Ag produce)	27	34	49	-44.9%
Government Liens (IRS, Revenue, Employment)	151	174	163	-7.4%
<b>Secured Transactions</b>	<b>2,303</b>	<b>2,132</b>	<b>2,808</b>	<b>-18.0%</b>
<b>Notary Authentications for International Use</b>	<b>2,072</b>	<b>1,952</b>	<b>1,609</b>	<b>28.8%</b>

## New Commerce Supporting Transaction History



## Active Filings

Filing Transaction Type	Latest Month	Previous Month	12 Months Ago	Change Year Ago
Uniform Commercial Code	177,611	177,926	184,155	-3.6%
Agricultural Liens (EFS, ASL, Grain, Ag produce)	3,158	3,149	3,245	-2.7%
Government Liens (IRS, Revenue, Employment)	10,651	10,702	11,513	-7.5%
<b>Secured Transactions</b>	<b>191,420</b>	<b>191,777</b>	<b>198,913</b>	<b>-3.8%</b>
<b>Commissioned Notaries Public</b>	<b>36,911</b>	<b>37,036</b>	<b>38,924</b>	<b>-5.2%</b>
Active RON Notaries	1,027	1,012	851	18.9%
Active IPEN Notaries	136	134	118	13.6%



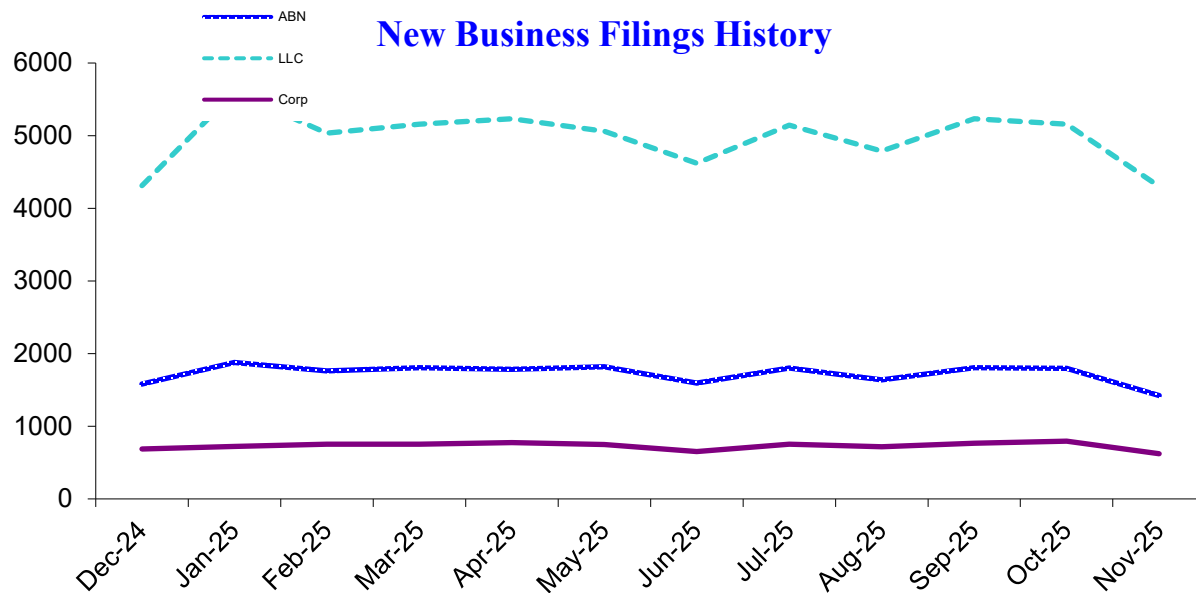
# Business Report

Monthly update from Oregon's Secretary of State Tobias Read

## New Business Applications

Business Type	Latest Month	Previous Month	12 Months Ago	Change Year Ago
Assumed Business Names	1,423	1,799	1,412	0.8%
Limited Liability Companies	4,302	5,160	4,023	6.9%
Corporations (Domestic & Foreign: Business, Nonprofit, Professional)	622	795	644	-3.4%
<b>Business Registry Total</b>	<b>6,347</b>	<b>7,754</b>	<b>6,079</b>	<b>4.4%</b>

## New Business Filings History



## Active Business Filings

Business Type	Latest Month	Previous Month	12 Months Ago	Change Year Ago
Assumed Business Names	114,194	114,381	132,284	-13.7%
Limited Liability Companies	312,250	311,642	275,707	13.3%
Corporations	114,608	114,655	119,523	-4.1%
Other	2,733	2,734	2,879	-5.1%
<b>Business Registry Total</b>	<b>543,785</b>	<b>543,412</b>	<b>530,393</b>	<b>2.5%</b>



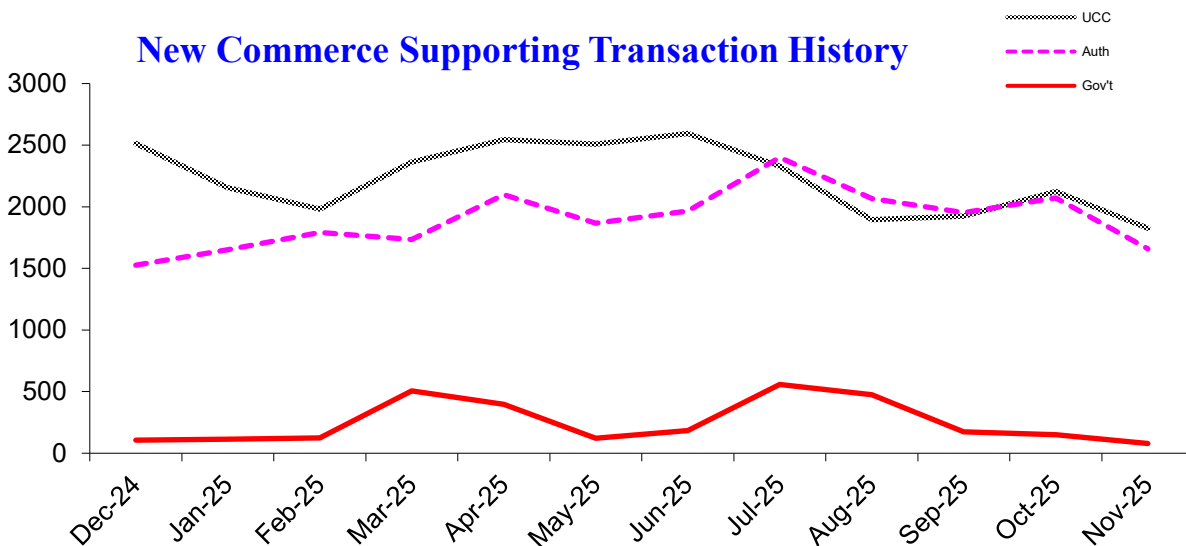
# UCC & Notary Report

Monthly update from Oregon's Secretary of State Tobias Read

## New Commerce Supporting Transactions

Filing Transaction Type	Latest Month	Previous Month	12 Months Ago	Change Year Ago
Uniform Commercial Code	1,826	2,125	2,010	-9.2%
Agricultural Liens (EFS, ASL, Grain, Ag produce)	45	27	37	21.6%
Government Liens (IRS, Revenue, Employment)	79	151	98	-19.4%
<b>Secured Transactions</b>	<b>1,950</b>	<b>2,303</b>	<b>2,145</b>	<b>-9.1%</b>
<b>Notary Authentications for International Use</b>	<b>1,660</b>	<b>2,072</b>	<b>1,329</b>	<b>24.9%</b>

## New Commerce Supporting Transaction History



## Active Filings

Filing Transaction Type	Latest Month	Previous Month	12 Months Ago	Change Year Ago
Uniform Commercial Code	178,232	177,611	184,000	-3.1%
Agricultural Liens (EFS, ASL, Grain, Ag produce)	3,171	3,158	3,244	-2.3%
Government Liens (IRS, Revenue, Employment)	10,567	10,651	11,177	-5.5%
<b>Secured Transactions</b>	<b>191,970</b>	<b>191,420</b>	<b>198,421</b>	<b>-3.3%</b>
<b>Commissioned Notaries Public</b>	<b>36,640</b>	<b>36,911</b>	<b>38,822</b>	<b>-5.6%</b>
Active RON Notaries	1,040	1,027	858	19.7%
Active IPEN Notaries	139	136	120	13.3%

December-2025

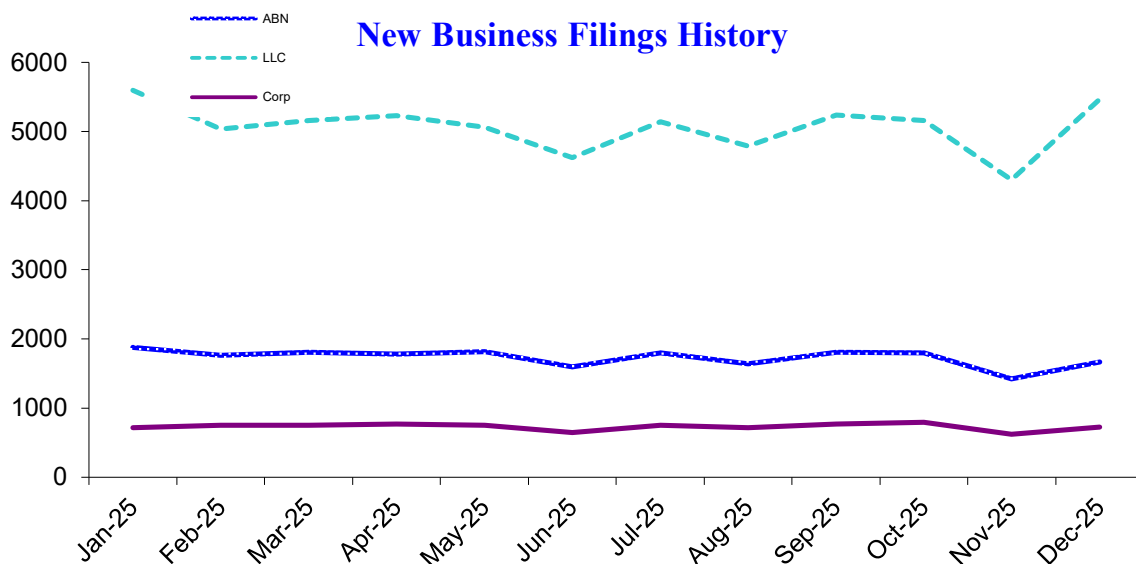


# Business Report

Monthly update from Oregon's Secretary of State Tobias Read

## New Business Applications

Business Type	Latest Month	Previous Month	12 Months Ago	Change Year Ago
Assumed Business Names	1,671	1,423	1,582	5.6%
Limited Liability Companies	5,470	4,302	4,311	26.9%
Corporations				
(Domestic & Foreign: Business, Nonprofit, Professional)	724	622	686	5.5%
<b>Business Registry Total</b>	<b>7,865</b>	<b>6,347</b>	<b>6,579</b>	<b>19.5%</b>



## Active Business Filings

Business Type	Latest Month	Previous Month	12 Months Ago	Change Year Ago
Assumed Business Names	114,649	114,194	116,182	-1.3%
Limited Liability Companies	314,916	312,250	296,777	6.1%
Corporations	114,669	114,608	115,025	-0.3%
Other	2,733	2,733	2,746	-0.5%
<b>Business Registry Total</b>	<b>546,967</b>	<b>543,785</b>	<b>530,730</b>	<b>3.1%</b>

December-2025



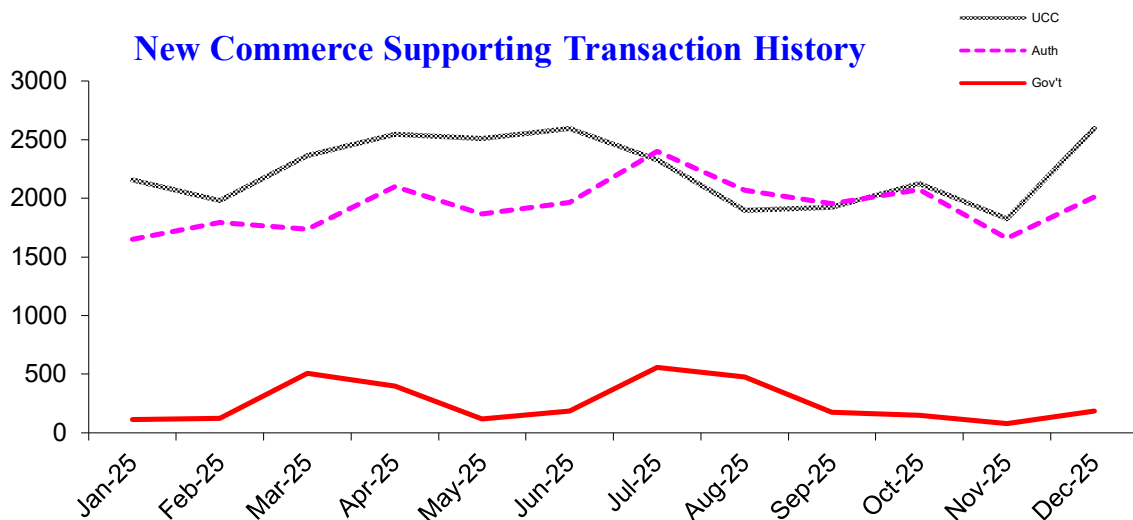
# UCC & Notary Report

Monthly update from Oregon's Secretary of State Tobias Read

## New Commerce Supporting Transactions

Filing Transaction Type	Latest Month	Previous Month	12 Months Ago	Change Year Ago
Uniform Commercial Code	2,595	1,826	2,514	3.2%
Agricultural Liens (EFS, ASL, Grain, Ag produce)	43	45	35	22.9%
Government Liens (IRS, Revenue, Employment)	186	79	105	77.1%
<b>Secured Transactions</b>	<b>2,824</b>	<b>1,950</b>	<b>2,654</b>	<b>6.4%</b>
<b>Notary Authentications for International Use</b>	<b>2,009</b>	<b>1,660</b>	<b>1,526</b>	<b>31.7%</b>

## New Commerce Supporting Transaction History



## Active Filings

Filing Transaction Type	Latest Month	Previous Month	12 Months Ago	Change Year Ago
Uniform Commercial Code	194,566	178,232	184,187	5.6%
Agricultural Liens (EFS, ASL, Grain, Ag produce)	3,426	3,171	3,232	6.0%
Government Liens (IRS, Revenue, Employment)	11,835	10,569	11,384	4.0%
<b>Secured Transactions</b>	<b>209,827</b>	<b>191,972</b>	<b>198,803</b>	<b>5.5%</b>
<b>Commissioned Notaries Public</b>	<b>38,189</b>	<b>36,640</b>	<b>38,756</b>	<b>-1.5%</b>
Active RON Notaries	1,055	1,040	869	19.7%
Active IPEN Notaries	141	139	121	14.9%