

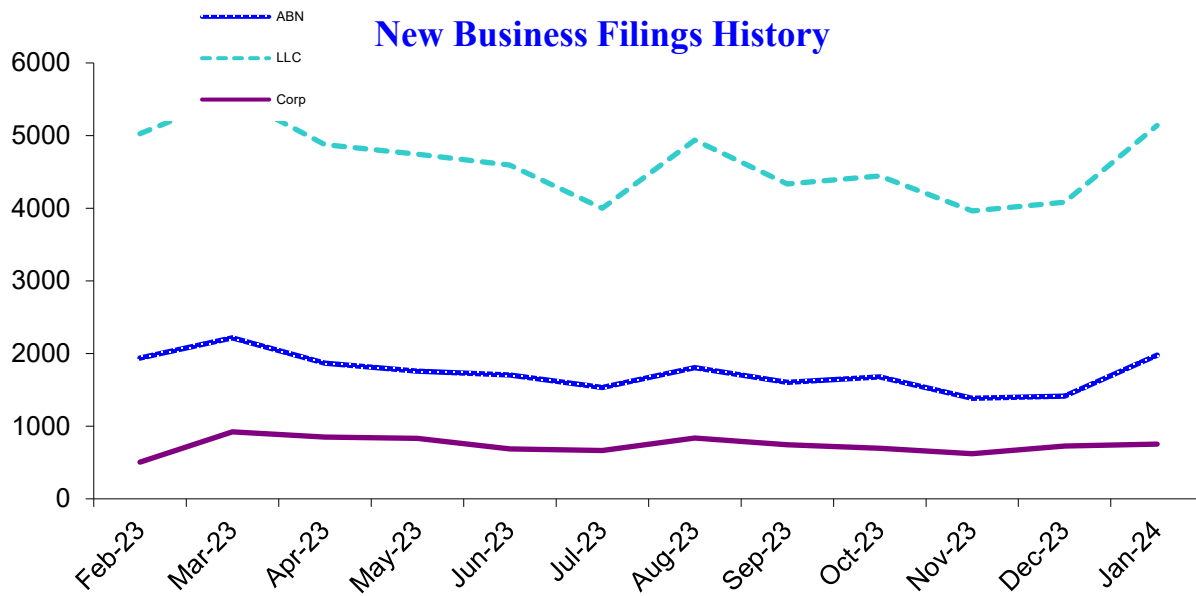


# Business Report

Monthly update from Oregon's Secretary of State LaVonne Griffin-Valade

## New Business Applications

Business Type	Latest Month	Previous Month	12 Months Ago	Change Year Ago
Assumed Business Names	1,976	1,414	1,989	-0.7%
Limited Liability Companies	5,141	4,082	5,153	-0.2%
Corporations (Domestic & Foreign: Business, Nonprofit, Professional)	752	726	815	-7.7%
<b>Business Registry Total</b>	<b>7,869</b>	<b>6,222</b>	<b>7,957</b>	<b>-1.1%</b>



## Active Business Filings

Business Type	Latest Month	Previous Month	12 Months Ago	Change Year Ago
Assumed Business Names	118,907	118,523	132,284	-10.1%
Limited Liability Companies	285,647	283,690	275,707	3.6%
Corporations	116,114	116,028	119,523	-2.9%
Other	2,764	2,753	2,879	-4.0%
<b>Business Registry Total</b>	<b>523,432</b>	<b>520,994</b>	<b>530,393</b>	<b>-1.3%</b>



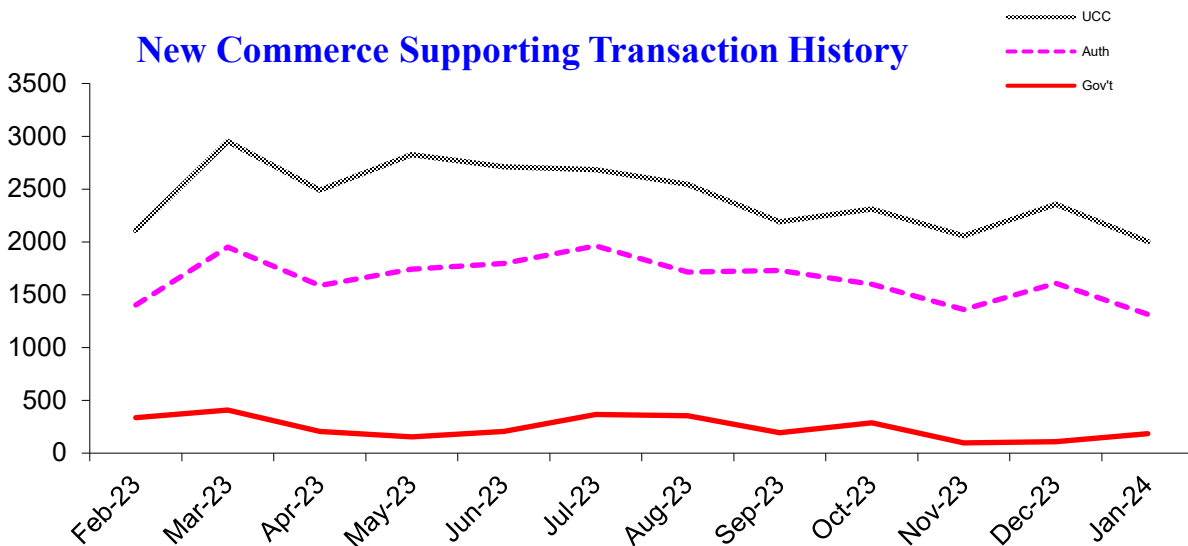
# UCC & Notary Report

Monthly update from Oregon's Secretary of State LaVonne Griffin-Valade

## New Commerce Supporting Transactions

Filing Transaction Type	Latest Month	Previous Month	12 Months Ago	Change Year Ago
Uniform Commercial Code	2,003	2,358	2,365	-15.3%
Agricultural Liens (EFS, ASL, Grain, Ag produce)	32	34	37	-13.5%
Government Liens (IRS, Revenue, Employment)	184	110	60	206.7%
<b>Secured Transactions</b>	<b>2,219</b>	<b>2,502</b>	<b>2,462</b>	<b>-9.9%</b>
<b>Notary Authentications for International Use</b>	<b>1,314</b>	<b>1,608</b>	<b>1,296</b>	<b>1.4%</b>

## New Commerce Supporting Transaction History



## Active Filings

Filing Transaction Type	Latest Month	Previous Month	12 Months Ago	Change Year Ago
Uniform Commercial Code	183,754	183,852	179,912	2.1%
Agricultural Liens (EFS, ASL, Grain, Ag produce)	3,308	3,320	3,380	-2.1%
Government Liens (IRS, Revenue, Employment)	11,961	9,954	12,802	-6.6%
<b>Secured Transactions</b>	<b>199,023</b>	<b>197,126</b>	<b>196,094</b>	<b>1.5%</b>
<b>Commissioned Notaries Public</b>	<b>39,275</b>	<b>39,435</b>	<b>39,595</b>	<b>-0.8%</b>
Active RON Notaries	695	666	457	45.7%
Active IPEN Notaries	91	87	53	64.2%

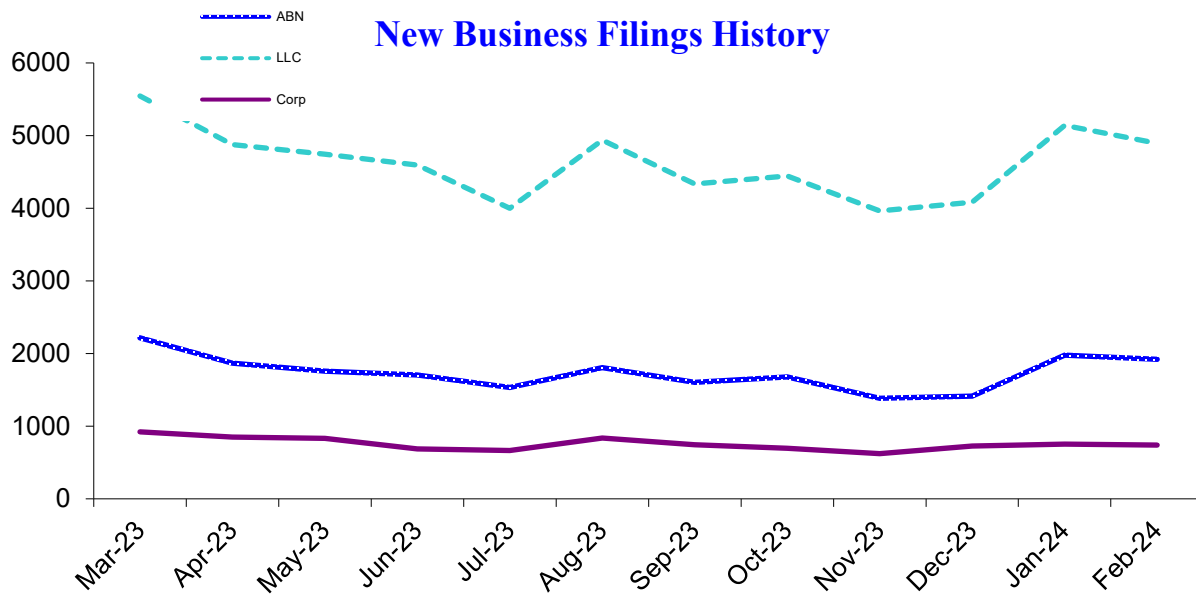


# Business Report

Monthly update from Oregon's Secretary of State LaVonne Griffin-Valade

## New Business Applications

Business Type	Latest Month	Previous Month	12 Months Ago	Change Year Ago
Assumed Business Names	1,919	1,976	1,936	-0.9%
Limited Liability Companies	4,892	5,141	5,026	-2.7%
Corporations (Domestic & Foreign: Business, Nonprofit, Professional)	738	752	505	46.1%
<b>Business Registry Total</b>	<b>7,549</b>	<b>7,869</b>	<b>7,467</b>	<b>1.1%</b>



## Active Business Filings

Business Type	Latest Month	Previous Month	12 Months Ago	Change Year Ago
Assumed Business Names	118,890	118,907	121,816	-2.4%
Limited Liability Companies	287,861	285,647	269,408	6.8%
Corporations	115,955	116,114	115,334	0.5%
Other	2,776	2,764	2,774	0.1%
<b>Business Registry Total</b>	<b>525,482</b>	<b>523,432</b>	<b>509,332</b>	<b>3.2%</b>



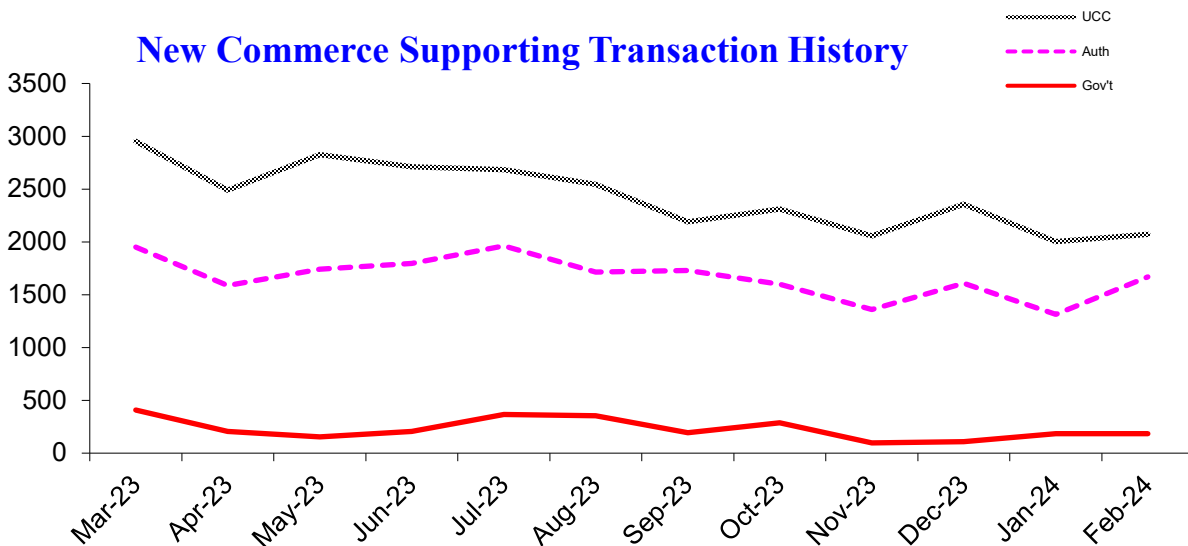
# UCC & Notary Report

Monthly update from Oregon's Secretary of State LaVonne Griffin-Valade

## New Commerce Supporting Transactions

Filing Transaction Type	Latest Month	Previous Month	12 Months Ago	Change Year Ago
Uniform Commercial Code	2,073	2,003	2,107	-1.6%
Agricultural Liens (EFS, ASL, Grain, Ag produce)	30	32	34	-11.8%
Government Liens (IRS, Revenue, Employment)	183	184	336	-45.5%
<b>Secured Transactions</b>	<b>2,286</b>	<b>2,219</b>	<b>2,477</b>	<b>-7.7%</b>
<b>Notary Authentications for International Use</b>	1,670	1,314	1,403	19.0%

## New Commerce Supporting Transaction History



## Active Filings

Filing Transaction Type	Latest Month	Previous Month	12 Months Ago	Change Year Ago
Uniform Commercial Code	183,932	183,754	180,255	2.0%
Agricultural Liens (EFS, ASL, Grain, Ag produce)	3,290	3,308	3,374	-2.5%
Government Liens (IRS, Revenue, Employment)	11,977	11,961	12,776	-6.3%
<b>Secured Transactions</b>	<b>199,199</b>	<b>199,023</b>	<b>196,405</b>	<b>1.4%</b>
<b>Commissioned Notaries Public</b>	39,269	39,275	39,768	-1.3%
Active RON Notaries	719	695	474	46.6%
Active IPEN Notaries	96	91	56	62.5%

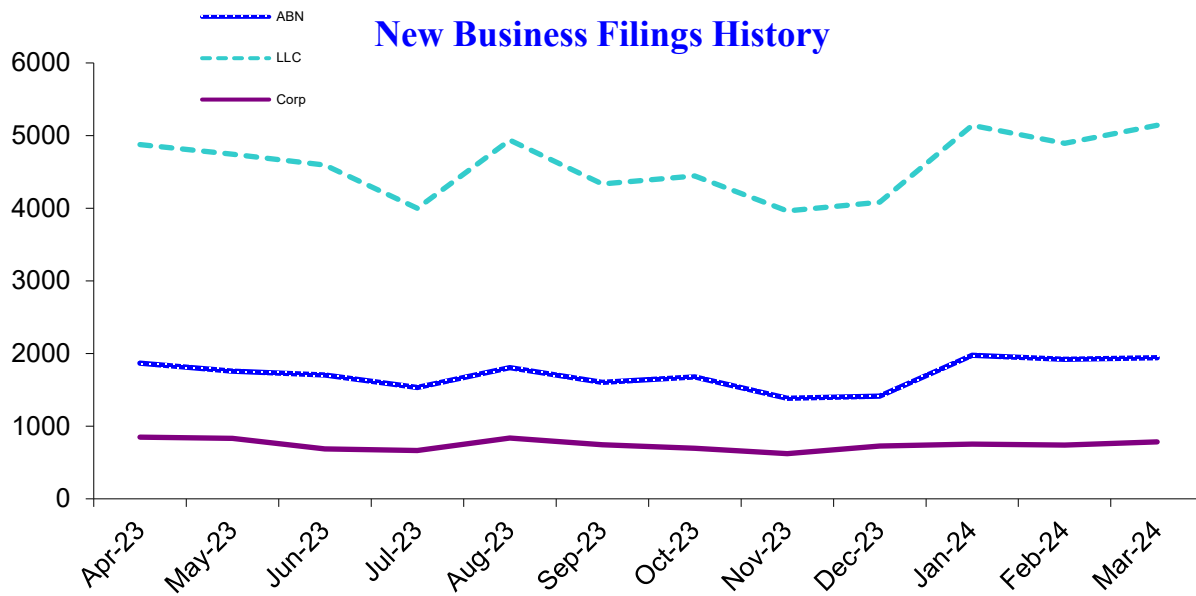


# Business Report

Monthly update from Oregon's Secretary of State LaVonne Griffin-Valade

## New Business Applications

Business Type	Latest Month	Previous Month	12 Months Ago	Change Year Ago
Assumed Business Names	1,941	1,919	2,216	-12.4%
Limited Liability Companies	5,142	4,892	5,545	-7.3%
Corporations (Domestic & Foreign: Business, Nonprofit, Professional)	784	738	922	-15.0%
<b>Business Registry Total</b>	<b>7,867</b>	<b>7,549</b>	<b>8,683</b>	<b>-9.4%</b>



## Active Business Filings

Business Type	Latest Month	Previous Month	12 Months Ago	Change Year Ago
Assumed Business Names	118,559	118,890	123,435	-4.0%
Limited Liability Companies	288,774	287,861	271,424	6.4%
Corporations	115,757	115,955	115,847	-0.1%
Other	2,773	2,776	2,784	-0.4%
<b>Business Registry Total</b>	<b>525,863</b>	<b>525,482</b>	<b>513,490</b>	<b>2.4%</b>



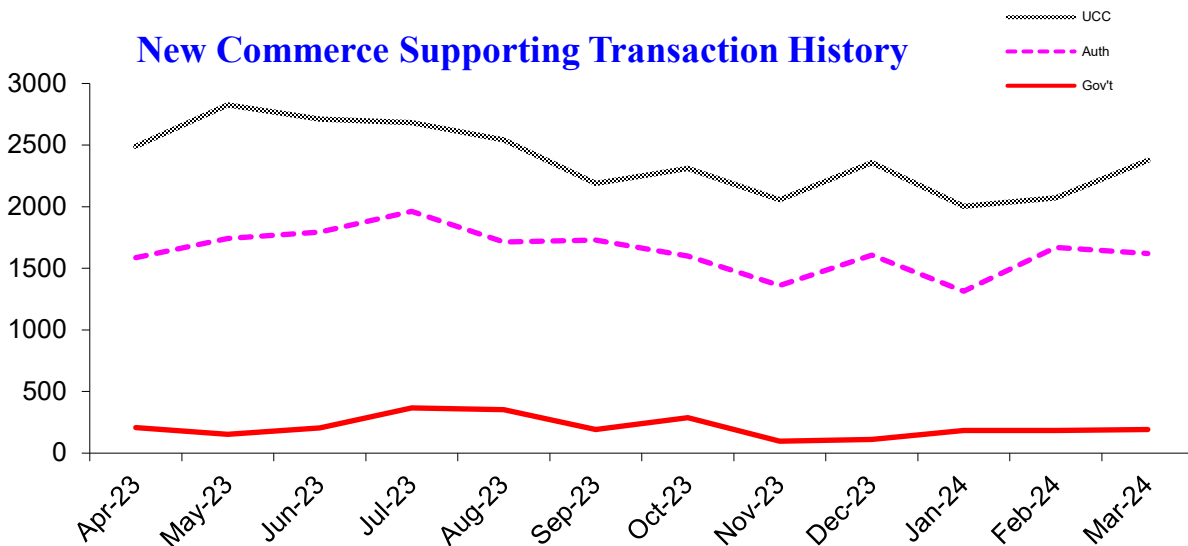
# UCC & Notary Report

Monthly update from Oregon's Secretary of State LaVonne Griffin-Valade

## New Commerce Supporting Transactions

Filing Transaction Type	Latest Month	Previous Month	12 Months Ago	Change Year Ago
Uniform Commercial Code	2,376	2,073	2,952	-19.5%
Agricultural Liens (EFS, ASL, Grain, Ag produce)	44	30	50	-12.0%
Government Liens (IRS, Revenue, Employment)	193	183	408	-52.7%
<b>Secured Transactions</b>	<b>2,613</b>	<b>2,286</b>	<b>3,410</b>	<b>-23.4%</b>
<b>Notary Authentications for International Use</b>	1,621	1,670	1,951	-16.9%

## New Commerce Supporting Transaction History



## Active Filings

Filing Transaction Type	Latest Month	Previous Month	12 Months Ago	Change Year Ago
Uniform Commercial Code	184,138	183,932	182,370	1.0%
Agricultural Liens (EFS, ASL, Grain, Ag produce)	3,268	3,290	3,407	-4.1%
Government Liens (IRS, Revenue, Employment)	11,971	11,977	12,921	-7.4%
<b>Secured Transactions</b>	<b>199,377</b>	<b>199,199</b>	<b>198,698</b>	<b>0.3%</b>
<b>Commissioned Notaries Public</b>	39,474	39,269	39,654	-0.5%
Active RON Notaries	719	719	500	43.8%
Active IPEN Notaries	105	96	61	57.4%

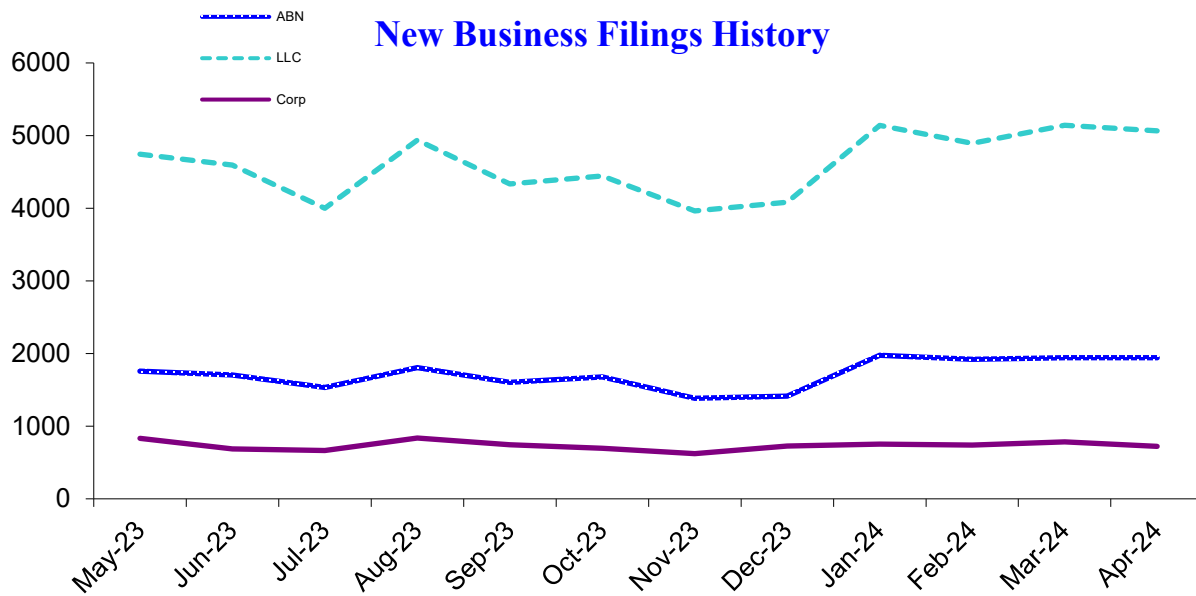


# Business Report

Monthly update from Oregon's Secretary of State LaVonne Griffin-Valade

## New Business Applications

Business Type	Latest Month	Previous Month	12 Months Ago	Change Year Ago
Assumed Business Names	1,943	1,941	1,867	4.1%
Limited Liability Companies	5,064	5,142	4,874	3.9%
Corporations (Domestic & Foreign: Business, Nonprofit, Professional)	724	784	849	-14.7%
<b>Business Registry Total</b>	<b>7,731</b>	<b>7,867</b>	<b>7,590</b>	<b>1.9%</b>



## Active Business Filings

Business Type	Latest Month	Previous Month	12 Months Ago	Change Year Ago
Assumed Business Names	118,339	118,559	123,564	-4.2%
Limited Liability Companies	289,557	288,774	276,885	4.6%
Corporations	115,588	115,757	116,455	-0.7%
Other	2,770	2,773	2,781	-0.4%
<b>Business Registry Total</b>	<b>526,254</b>	<b>525,863</b>	<b>519,685</b>	<b>1.3%</b>



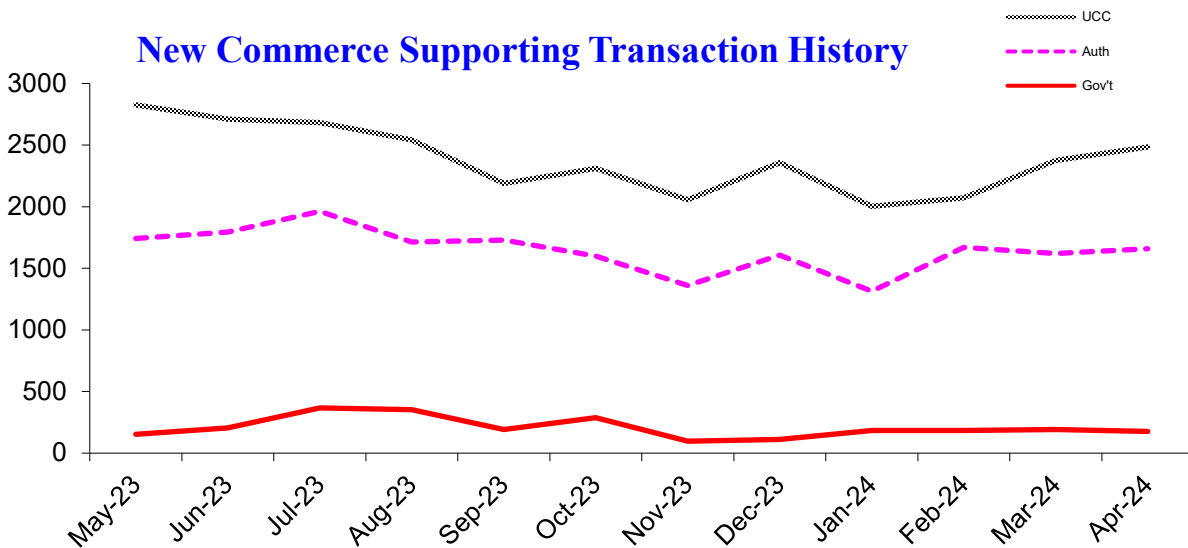
# UCC & Notary Report

Monthly update from Oregon's Secretary of State LaVonne Griffin-Valade

## New Commerce Supporting Transactions

Filing Transaction Type	Latest Month	Previous Month	12 Months Ago	Change Year Ago
Uniform Commercial Code	2,484	2,376	2,490	-0.2%
Agricultural Liens (EFS, ASL, Grain, Ag produce)	65	44	29	124.1%
Government Liens (IRS, Revenue, Employment)	175	193	207	-15.5%
<b>Secured Transactions</b>	<b>2,724</b>	<b>2,613</b>	<b>2,726</b>	<b>-0.1%</b>
<b>Notary Authentications for International Use</b>	1,658	1,621	1,586	4.5%

## New Commerce Supporting Transaction History



## Active Filings

Filing Transaction Type	Latest Month	Previous Month	12 Months Ago	Change Year Ago
Uniform Commercial Code	184,290	184,138	182,787	0.8%
Agricultural Liens (EFS, ASL, Grain, Ag produce)	3,268	3,268	3,401	-3.9%
Government Liens (IRS, Revenue, Employment)	11,876	11,971	12,851	-7.6%
<b>Secured Transactions</b>	<b>199,434</b>	<b>199,377</b>	<b>199,039</b>	<b>0.2%</b>
<b>Commissioned Notaries Public</b>	29,549	39,474	39,855	-25.9%
Active RON Notaries	719	719	519	38.5%
Active IPEN Notaries	107	105	66	59.1%



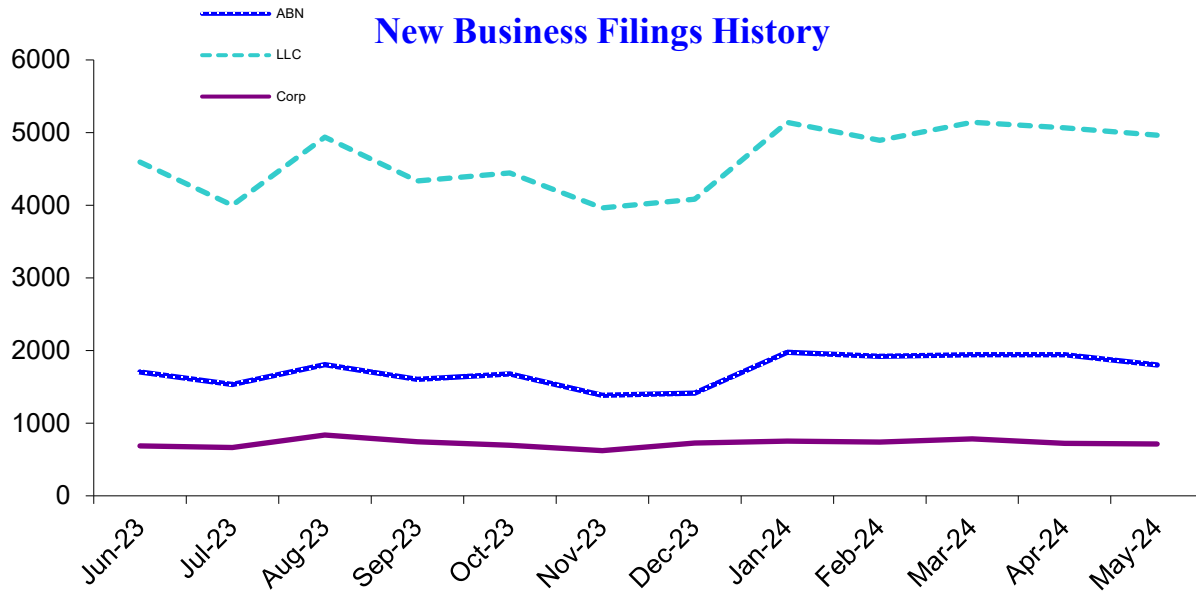


# Business Report

Monthly update from Oregon's Secretary of State LaVonne Griffin-Valade

## New Business Applications

Business Type	Latest Month	Previous Month	12 Months Ago	Change Year Ago
Assumed Business Names	1,800	1,943	1,759	2.3%
Limited Liability Companies	4,962	5,064	4,744	4.6%
Corporations (Domestic & Foreign: Business, Nonprofit, Professional)	712	724	834	-14.6%
<b>Business Registry Total</b>	<b>7,474</b>	<b>7,731</b>	<b>7,337</b>	<b>1.9%</b>



## Active Business Filings

Business Type	Latest Month	Previous Month	12 Months Ago	Change Year Ago
Assumed Business Names	118,088	118,339	120,987	-2.4%
Limited Liability Companies	290,380	289,557	274,940	5.6%
Corporations	115,515	115,588	115,860	-0.3%
Other	2,773	2,770	2,767	0.2%
<b>Business Registry Total</b>	<b>526,756</b>	<b>526,254</b>	<b>514,554</b>	<b>2.4%</b>



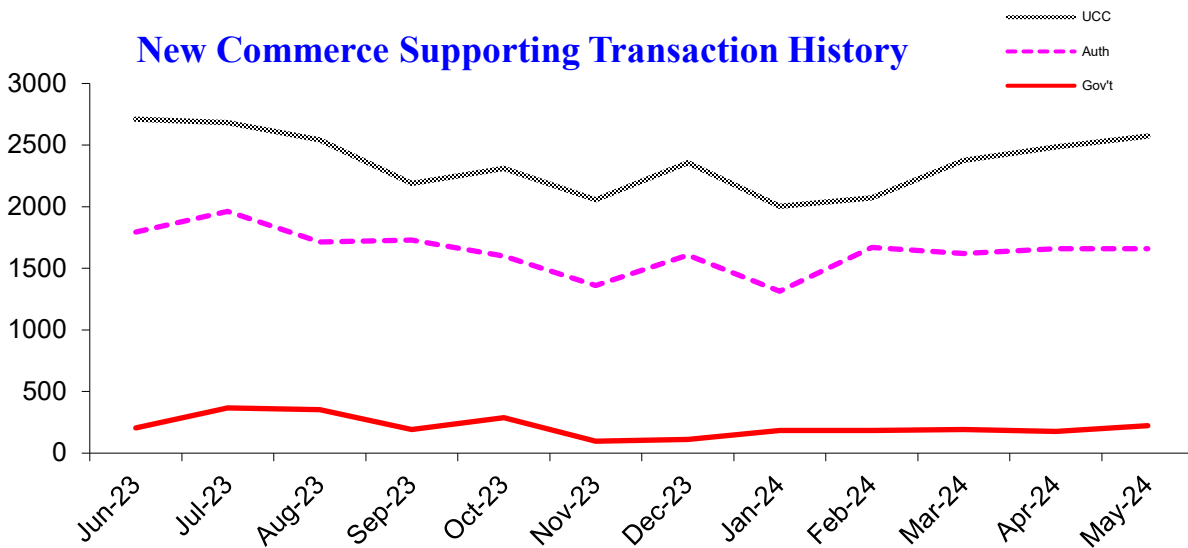
# UCC & Notary Report

Monthly update from Oregon's Secretary of State LaVonne Griffin-Valade

## New Commerce Supporting Transactions

Filing Transaction Type	Latest Month	Previous Month	12 Months Ago	Change Year Ago
Uniform Commercial Code	2,573	2,484	2,826	-9.0%
Agricultural Liens (EFS, ASL, Grain, Ag produce)	71	65	43	65.1%
Government Liens (IRS, Revenue, Employment)	224	175	153	46.4%
<b>Secured Transactions</b>	<b>2,868</b>	<b>2,724</b>	<b>3,022</b>	<b>-5.1%</b>
<b>Notary Authentications for International Use</b>	1,660	1,658	1,741	-4.7%

## New Commerce Supporting Transaction History



## Active Filings

Filing Transaction Type	Latest Month	Previous Month	12 Months Ago	Change Year Ago
Uniform Commercial Code	184,358	184,290	183,194	0.6%
Agricultural Liens (EFS, ASL, Grain, Ag produce)	3,258	3,268	3,385	-3.8%
Government Liens (IRS, Revenue, Employment)	11,872	11,876	12,730	-6.7%
<b>Secured Transactions</b>	<b>199,488</b>	<b>199,434</b>	<b>199,309</b>	<b>0.1%</b>
<b>Commissioned Notaries Public</b>	39,523	29,549	39,824	-0.8%
Active RON Notaries	719	719	555	29.5%
Active IPEN Notaries	108	107	75	42.7%

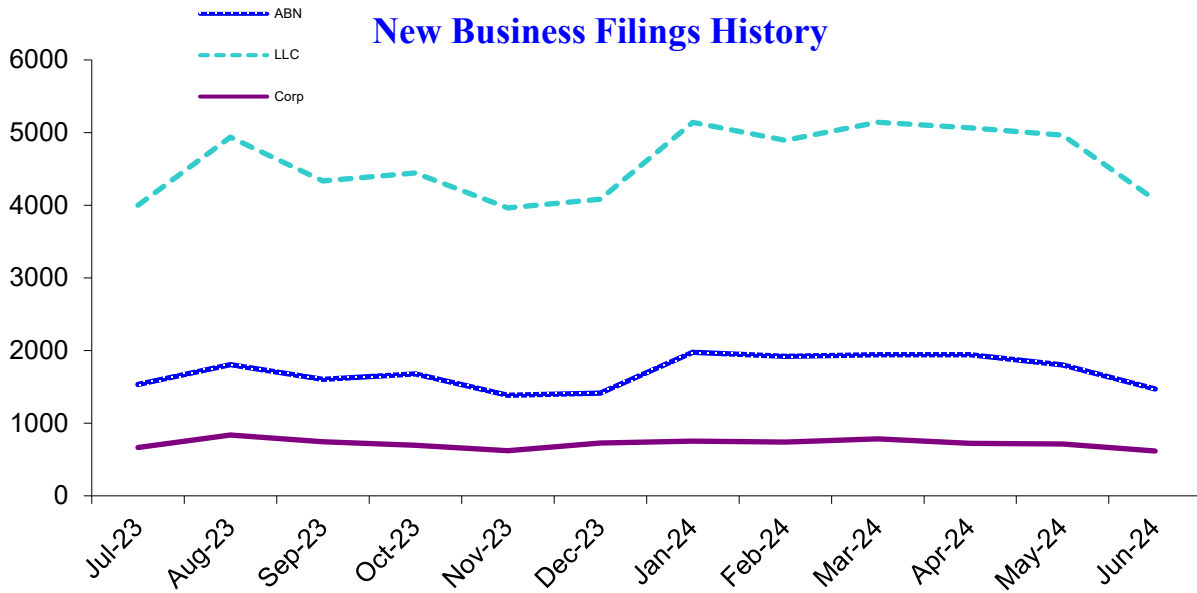


# Business Report

Monthly update from Oregon's Secretary of State LaVonne Griffin-Valade

## New Business Applications

Business Type	Latest Month	Previous Month	12 Months Ago	Change Year Ago
Assumed Business Names	1,470	1,800	1,706	-13.8%
Limited Liability Companies	4,075	4,962	4,592	-11.3%
Corporations (Domestic & Foreign: Business, Nonprofit, Professional)	617	712	686	-10.1%
<b>Business Registry Total</b>	<b>6,162</b>	<b>7,474</b>	<b>6,984</b>	<b>-11.8%</b>



## Active Business Filings

Business Type	Latest Month	Previous Month	12 Months Ago	Change Year Ago
Assumed Business Names	114,711	118,088	120,406	-4.7%
Limited Liability Companies	291,057	290,380	276,831	5.1%
Corporations	115,377	115,515	115,946	-0.5%
Other	2,776	2,773	2,762	0.5%
<b>Business Registry Total</b>	<b>523,921</b>	<b>526,756</b>	<b>515,945</b>	<b>1.5%</b>



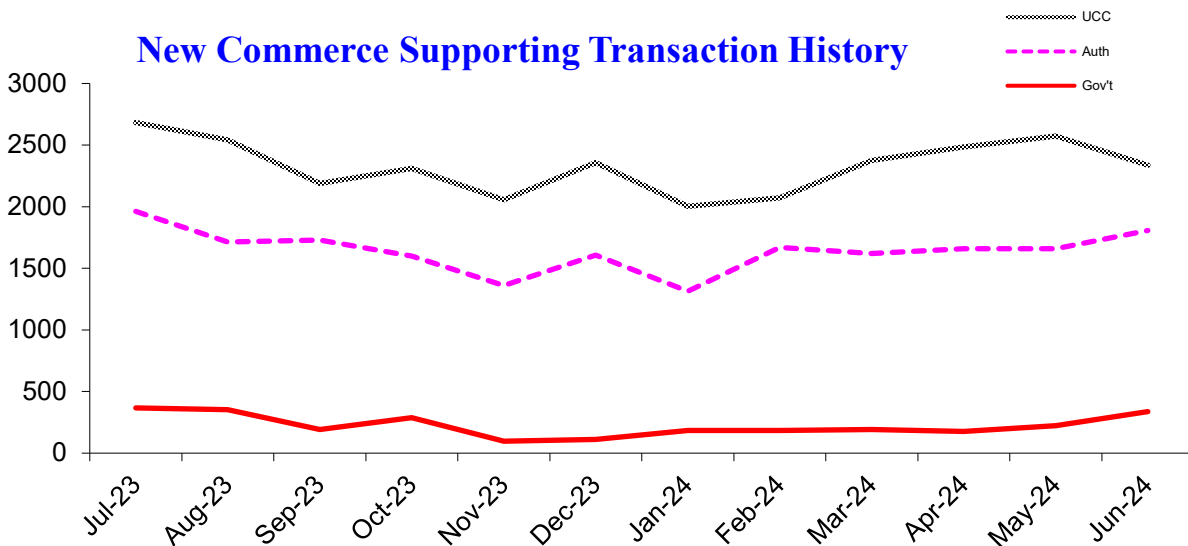
# UCC & Notary Report

Monthly update from Oregon's Secretary of State LaVonne Griffin-Valade

## New Commerce Supporting Transactions

Filing Transaction Type	Latest Month	Previous Month	12 Months Ago	Change Year Ago
Uniform Commercial Code	2,336	2,573	2,710	-13.8%
Agricultural Liens (EFS, ASL, Grain, Ag produce)	42	71	27	55.6%
Government Liens (IRS, Revenue, Employment)	336	224	205	63.9%
<b>Secured Transactions</b>	<b>2,714</b>	<b>2,868</b>	<b>2,942</b>	<b>-7.7%</b>
<b>Notary Authentications for International Use</b>	<b>1,808</b>	<b>1,660</b>	<b>1,795</b>	<b>0.7%</b>

## New Commerce Supporting Transaction History



## Active Filings

Filing Transaction Type	Latest Month	Previous Month	12 Months Ago	Change Year Ago
Uniform Commercial Code	184,250	184,358	183,259	0.5%
Agricultural Liens (EFS, ASL, Grain, Ag produce)	3,267	3,258	3,381	-3.4%
Government Liens (IRS, Revenue, Employment)	11,795	11,872	12,501	-5.6%
<b>Secured Transactions</b>	<b>199,312</b>	<b>199,488</b>	<b>199,141</b>	<b>0.1%</b>
<b>Commissioned Notaries Public</b>	<b>39,459</b>	<b>39,523</b>	<b>39,566</b>	<b>-0.3%</b>
Active RON Notaries	797	719	572	25.7%
Active IPEN Notaries	110	108	76	42.1%

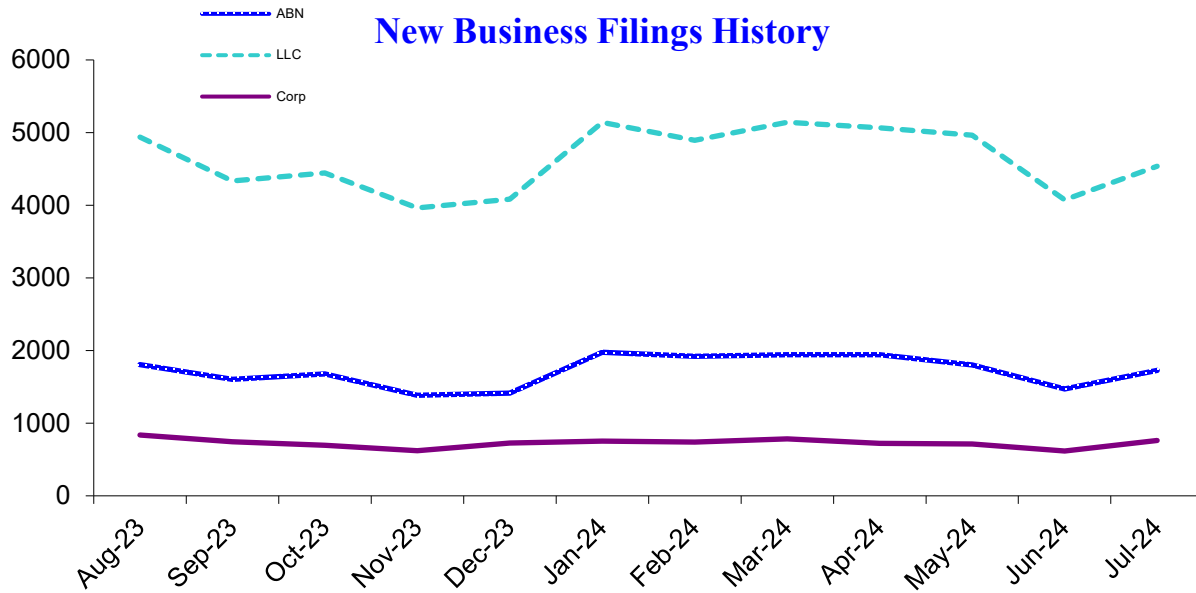


# Business Report

Monthly update from Oregon's Secretary of State LaVonne Griffin-Valade

## New Business Applications

Business Type	Latest Month	Previous Month	12 Months Ago	Change Year Ago
Assumed Business Names	1,725	1,470	1,532	12.6%
Limited Liability Companies	4,536	4,075	4,001	13.4%
Corporations (Domestic & Foreign: Business, Nonprofit, Professional)	762	617	666	14.4%
<b>Business Registry Total</b>	<b>7,023</b>	<b>6,162</b>	<b>6,199</b>	<b>13.3%</b>



## Active Business Filings

Business Type	Latest Month	Previous Month	12 Months Ago	Change Year Ago
Assumed Business Names	117,431	114,711	120,591	-2.6%
Limited Liability Companies	291,525	291,057	278,642	4.6%
Corporations	115,199	115,377	116,175	-0.8%
Other	2,774	2,776	2,756	0.7%
<b>Business Registry Total</b>	<b>526,929</b>	<b>523,921</b>	<b>518,164</b>	<b>1.7%</b>



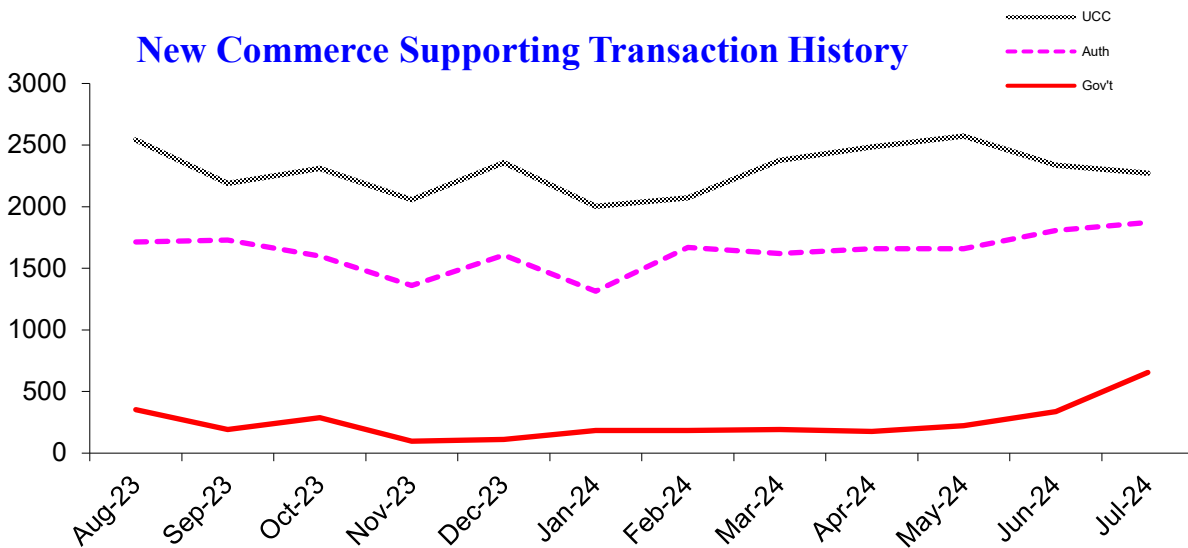
# UCC & Notary Report

Monthly update from Oregon's Secretary of State LaVonne Griffin-Valade

## New Commerce Supporting Transactions

Filing Transaction Type	Latest Month	Previous Month	12 Months Ago	Change Year Ago
Uniform Commercial Code	2,271	2,336	2,683	-15.4%
Agricultural Liens (EFS, ASL, Grain, Ag produce)	32	42	35	-8.6%
Government Liens (IRS, Revenue, Employment)	655	336	367	78.5%
<b>Secured Transactions</b>	<b>2,958</b>	<b>2,714</b>	<b>3,085</b>	<b>-4.1%</b>
<b>Notary Authentications for International Use</b>	<b>1,872</b>	<b>1,808</b>	<b>1,962</b>	<b>-4.6%</b>

## New Commerce Supporting Transaction History



## Active Filings

Filing Transaction Type	Latest Month	Previous Month	12 Months Ago	Change Year Ago
Uniform Commercial Code	184,205	184,250	183,538	0.4%
Agricultural Liens (EFS, ASL, Grain, Ag produce)	3,265	3,267	3,373	-3.2%
Government Liens (IRS, Revenue, Employment)	11,728	11,795	12,393	-5.4%
<b>Secured Transactions</b>	<b>199,198</b>	<b>199,312</b>	<b>199,304</b>	<b>-0.1%</b>
<b>Commissioned Notaries Public</b>	<b>39,316</b>	<b>39,459</b>	<b>39,670</b>	<b>-0.9%</b>
Active RON Notaries	802	797	586	36.0%
Active IPEN Notaries	111	110	80	37.5%

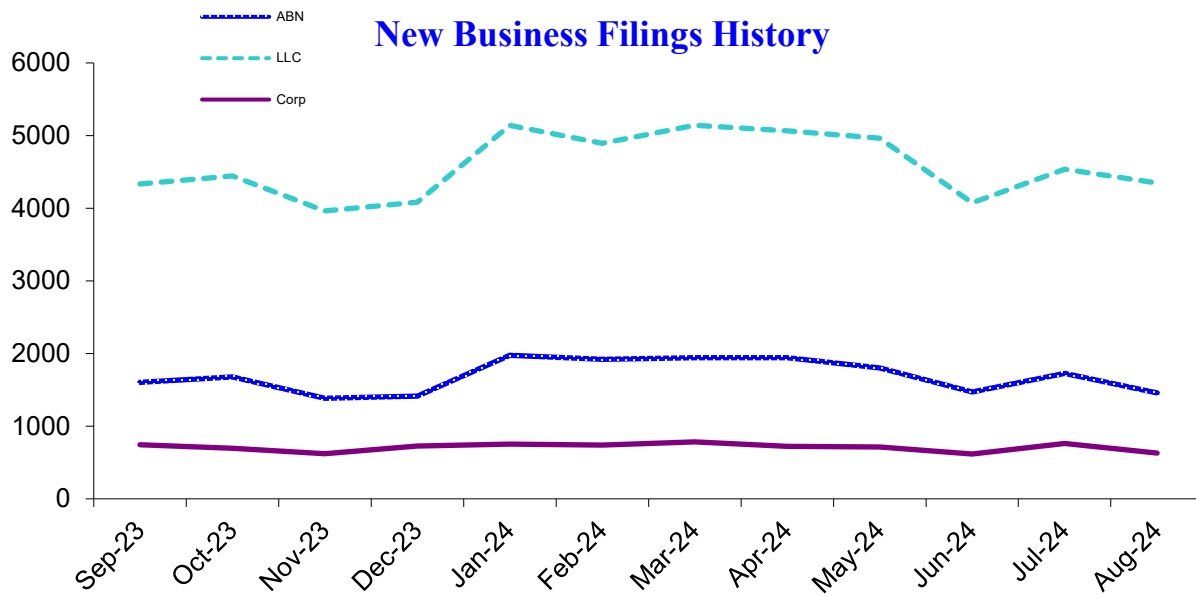


# Business Report

Monthly update from Oregon's Secretary of State LaVonne Griffin-Valade

## New Business Applications

Business Type	Latest Month	Previous Month	12 Months Ago	Change Year Ago
Assumed Business Names	1,457	1,725	1,807	-19.4%
Limited Liability Companies	4,348	4,536	4,939	-12.0%
Corporations (Domestic & Foreign: Business, Nonprofit, Professional)	631	762	837	-24.6%
<b>Business Registry Total</b>	<b>6,436</b>	<b>7,023</b>	<b>7,583</b>	<b>-15.1%</b>



## Active Business Filings

Business Type	Latest Month	Previous Month	12 Months Ago	Change Year Ago
Assumed Business Names	116,926	117,431	120,079	-2.6%
Limited Liability Companies	292,587	291,525	279,683	4.6%
Corporations	114,940	115,199	116,226	-1.1%
Other	2,777	2,774	2,746	1.1%
<b>Business Registry Total</b>	<b>527,230</b>	<b>526,929</b>	<b>518,734</b>	<b>1.6%</b>



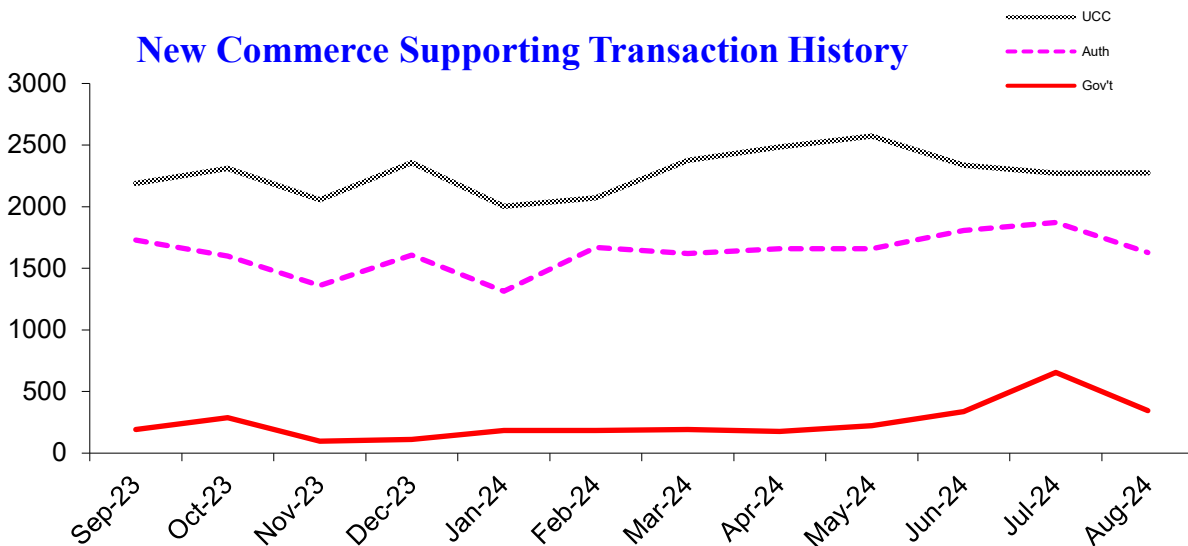
# UCC & Notary Report

Monthly update from Oregon's Secretary of State LaVonne Griffin-Valade

## New Commerce Supporting Transactions

Filing Transaction Type	Latest Month	Previous Month	12 Months Ago	Change Year Ago
Uniform Commercial Code	2,275	2,271	2,543	-10.5%
Agricultural Liens (EFS, ASL, Grain, Ag produce)	31	32	27	14.8%
Government Liens (IRS, Revenue, Employment)	345	655	354	-2.5%
<b>Secured Transactions</b>	<b>2,651</b>	<b>2,958</b>	<b>2,924</b>	<b>-9.3%</b>
<b>Notary Authentications for International Use</b>	1,628	1,872	1,713	-5.0%

## New Commerce Supporting Transaction History



## Active Filings

Filing Transaction Type	Latest Month	Previous Month	12 Months Ago	Change Year Ago
Uniform Commercial Code	184,144	184,205	183,774	0.2%
Agricultural Liens (EFS, ASL, Grain, Ag produce)	3,249	3,265	3,359	-3.3%
Government Liens (IRS, Revenue, Employment)	11,662	11,728	12,249	-4.8%
<b>Secured Transactions</b>	<b>199,055</b>	<b>199,198</b>	<b>199,382</b>	<b>-0.2%</b>
<b>Commissioned Notaries Public</b>	39,173	39,316	39,595	-1.1%
Active RON Notaries	802	797	607	31.3%
Active IPEN Notaries	111	110	84	31.0%



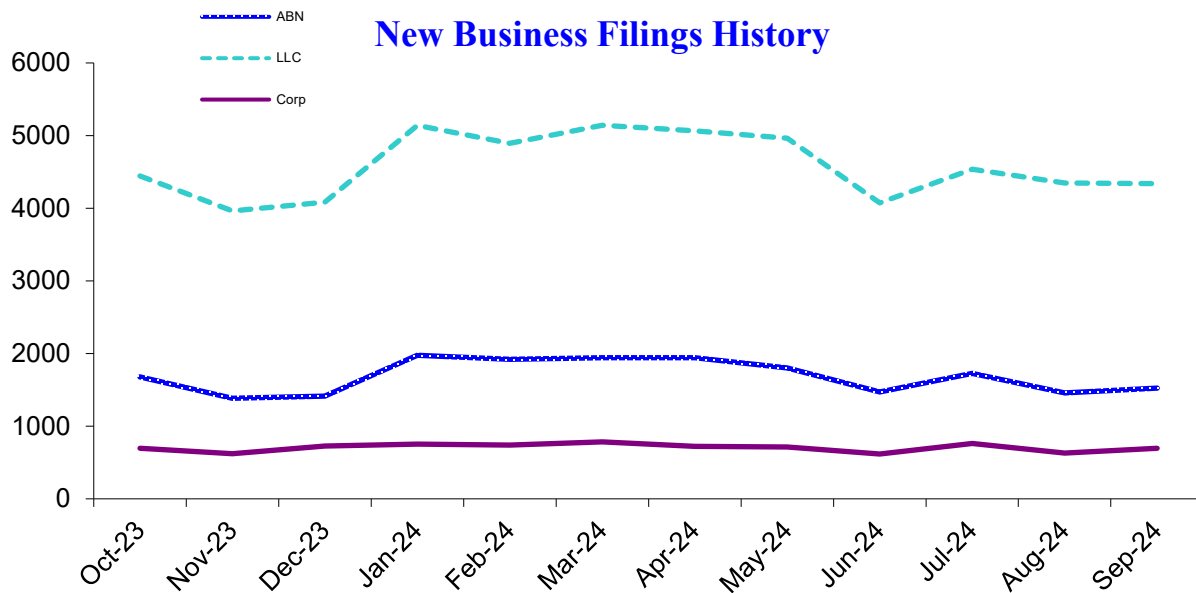


# Business Report

Monthly update from Oregon's Secretary of State LaVonne Griffin-Valade

## New Business Applications

Business Type	Latest Month	Previous Month	12 Months Ago	Change Year Ago
Assumed Business Names	1,526	1,457	1,602	-4.7%
Limited Liability Companies	4,338	4,348	4,335	0.1%
Corporations (Domestic & Foreign: Business, Nonprofit, Professional)	694	631	743	-6.6%
<b>Business Registry Total</b>	<b>6,558</b>	<b>6,436</b>	<b>6,680</b>	<b>-1.8%</b>



## Active Business Filings

Business Type	Latest Month	Previous Month	12 Months Ago	Change Year Ago
Assumed Business Names	116,720	116,926	119,914	-2.7%
Limited Liability Companies	293,318	292,587	280,763	4.5%
Corporations	113,978	114,940	116,264	-2.0%
Other	2,775	2,777	2,739	1.3%
<b>Business Registry Total</b>	<b>526,791</b>	<b>527,230</b>	<b>519,680</b>	<b>1.4%</b>



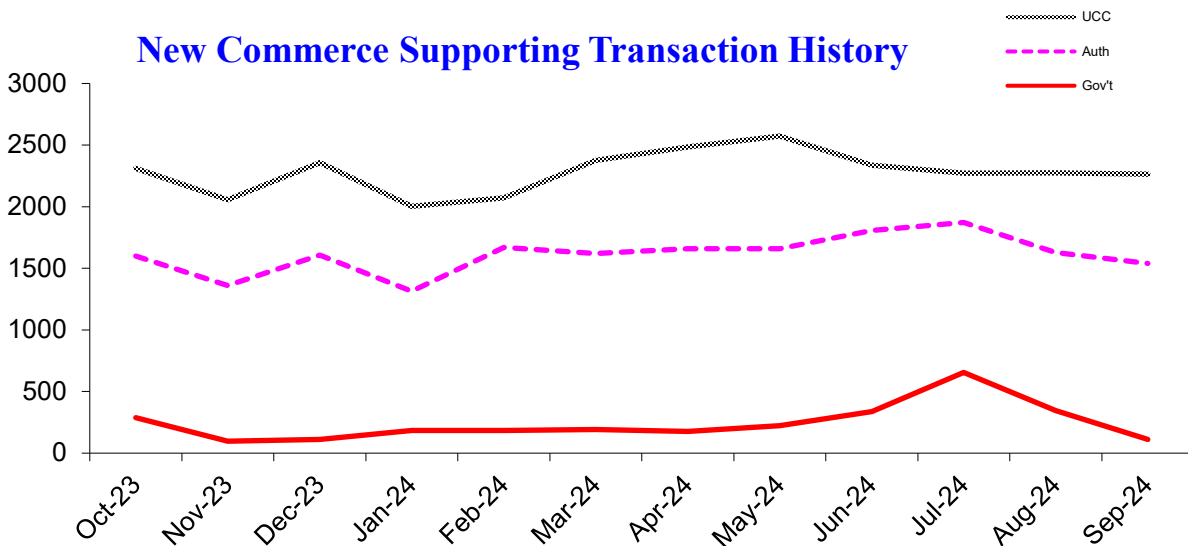
# UCC & Notary Report

Monthly update from Oregon's Secretary of State LaVonne Griffin-Valade

## New Commerce Supporting Transactions

Filing Transaction Type	Latest Month	Previous Month	12 Months Ago	Change Year Ago
Uniform Commercial Code	2,263	2,275	2,189	3.4%
Agricultural Liens (EFS, ASL, Grain, Ag produce)	28	31	29	-3.4%
Government Liens (IRS, Revenue, Employment)	110	345	192	-42.7%
<b>Secured Transactions</b>	<b>2,401</b>	<b>2,651</b>	<b>2,410</b>	<b>-0.4%</b>
<b>Notary Authentications for International Use</b>	1,540	1,628	1,728	-10.9%

## New Commerce Supporting Transaction History



## Active Filings

Filing Transaction Type	Latest Month	Previous Month	12 Months Ago	Change Year Ago
Uniform Commercial Code	184,132	184,144	183,862	0.1%
Agricultural Liens (EFS, ASL, Grain, Ag produce)	3,246	3,249	3,362	-3.5%
Government Liens (IRS, Revenue, Employment)	11,612	11,662	12,240	-5.1%
<b>Secured Transactions</b>	<b>198,990</b>	<b>199,055</b>	<b>199,464</b>	<b>-0.2%</b>
<b>Commissioned Notaries Public</b>	39,058	39,173	39,606	-1.4%
Active RON Notaries	802	797	622	28.1%
Active IPEN Notaries	111	110	84	31.0%

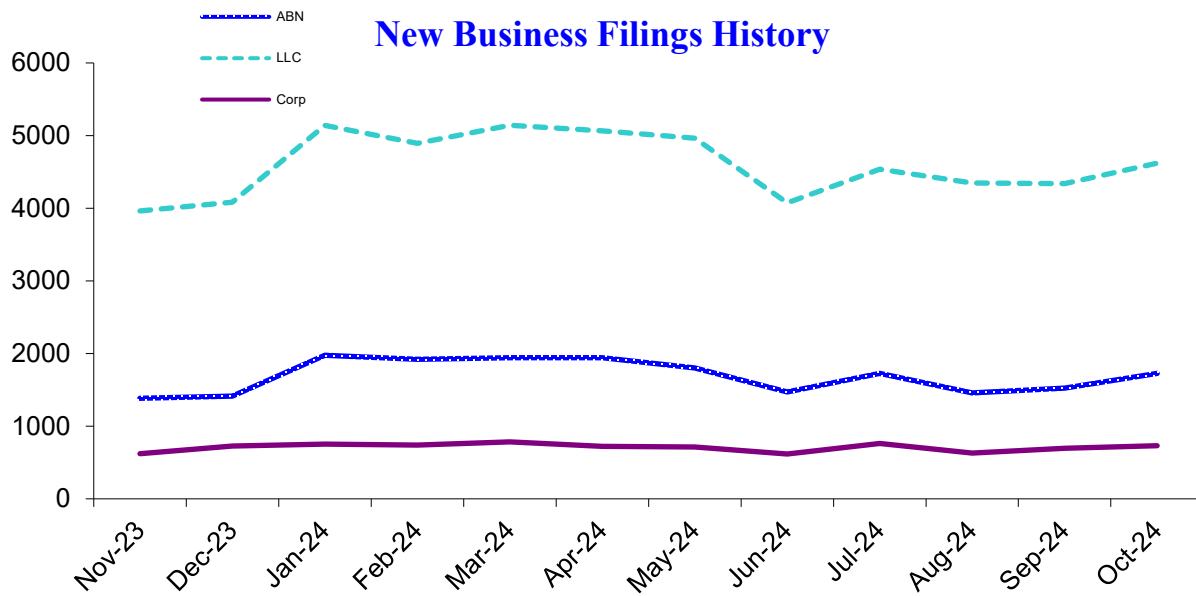


# Business Report

Monthly update from Oregon's Secretary of State LaVonne Griffin-Valade

## New Business Applications

Business Type	Latest Month	Previous Month	12 Months Ago	Change Year Ago
Assumed Business Names	1,727	1,526	1,676	3.0%
Limited Liability Companies	4,622	4,338	4,444	4.0%
Corporations (Domestic & Foreign: Business, Nonprofit, Professional)	729	694	698	4.4%
<b>Business Registry Total</b>	<b>7,078</b>	<b>6,558</b>	<b>6,818</b>	<b>3.8%</b>



## Active Business Filings

Business Type	Latest Month	Previous Month	12 Months Ago	Change Year Ago
Assumed Business Names	116,485	116,720	119,799	-2.8%
Limited Liability Companies	294,122	293,318	282,526	4.1%
Corporations	115,056	113,978	116,382	-1.1%
Other	2,770	2,775	2,742	1.0%
<b>Business Registry Total</b>	<b>528,433</b>	<b>526,791</b>	<b>521,449</b>	<b>1.3%</b>



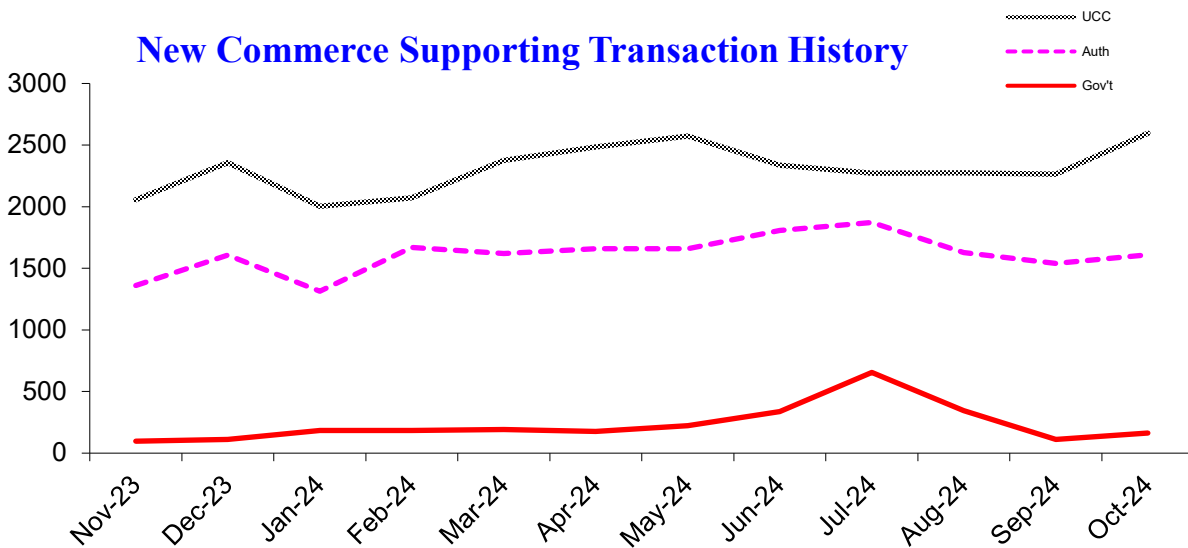
# UCC & Notary Report

Monthly update from Oregon's Secretary of State LaVonne Griffin-Valade

## New Commerce Supporting Transactions

Filing Transaction Type	Latest Month	Previous Month	12 Months Ago	Change Year Ago
Uniform Commercial Code	2,596	2,263	2,310	12.4%
Agricultural Liens (EFS, ASL, Grain, Ag produce)	49	28	26	88.5%
Government Liens (IRS, Revenue, Employment)	163	110	288	-43.4%
<b>Secured Transactions</b>	<b>2,808</b>	<b>2,401</b>	<b>2,624</b>	<b>7.0%</b>
<b>Notary Authentications for International Use</b>	<b>1,609</b>	<b>1,540</b>	<b>1,598</b>	<b>0.7%</b>

## New Commerce Supporting Transaction History



## Active Filings

Filing Transaction Type	Latest Month	Previous Month	12 Months Ago	Change Year Ago
Uniform Commercial Code	184,155	184,132	183,805	0.2%
Agricultural Liens (EFS, ASL, Grain, Ag produce)	3,245	3,256	3,331	-2.6%
Government Liens (IRS, Revenue, Employment)	11,513	11,612	12,136	-5.1%
<b>Secured Transactions</b>	<b>198,913</b>	<b>199,000</b>	<b>199,272</b>	<b>-0.2%</b>
<b>Commissioned Notaries Public</b>	<b>38,924</b>	<b>39,058</b>	<b>39,614</b>	<b>-1.7%</b>
Active RON Notaries	802	797	637	25.1%
Active IPEN Notaries	111	110	85	29.4%

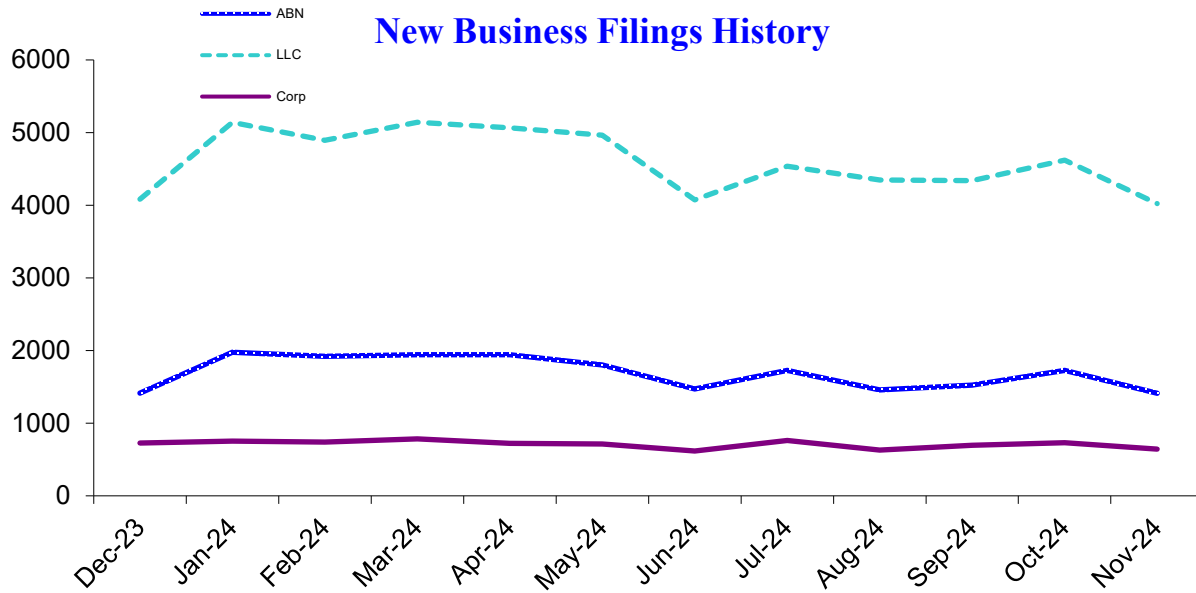


# Business Report

Monthly update from Oregon's Secretary of State LaVonne Griffin-Valade

## New Business Applications

Business Type	Latest Month	Previous Month	12 Months Ago	Change Year Ago
Assumed Business Names	1,412	1,727	1,384	2.0%
Limited Liability Companies	4,023	4,622	3,963	1.5%
Corporations (Domestic & Foreign: Business, Nonprofit, Professional)	644	729	622	3.5%
<b>Business Registry Total</b>	<b>6,079</b>	<b>7,078</b>	<b>5,969</b>	<b>1.8%</b>



## Active Business Filings

Business Type	Latest Month	Previous Month	12 Months Ago	Change Year Ago
Assumed Business Names	132,284	116,485	119,044	11.1%
Limited Liability Companies	275,707	294,122	283,058	-2.6%
Corporations	119,523	115,056	116,246	2.8%
Other	2,879	2,770	2,749	4.7%
<b>Business Registry Total</b>	<b>530,393</b>	<b>528,433</b>	<b>521,097</b>	<b>1.8%</b>



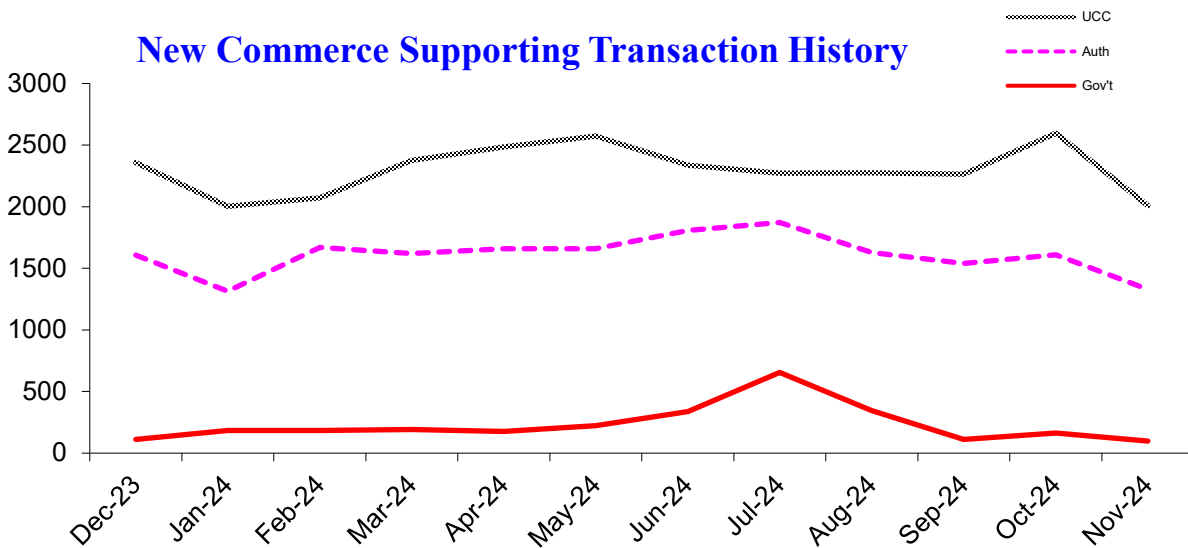
# UCC & Notary Report

Monthly update from Oregon's Secretary of State LaVonne Griffin-Valade

## New Commerce Supporting Transactions

Filing Transaction Type	Latest Month	Previous Month	12 Months Ago	Change Year Ago
Uniform Commercial Code	2,010	2,596	2,057	-2.3%
Agricultural Liens (EFS, ASL, Grain, Ag produce)	37	49	20	85.0%
Government Liens (IRS, Revenue, Employment)	98	163	97	1.0%
<b>Secured Transactions</b>	<b>2,145</b>	<b>2,808</b>	<b>2,174</b>	<b>-1.3%</b>
<b>Notary Authentications for International Use</b>	<b>1,329</b>	<b>1,609</b>	<b>1,360</b>	<b>-2.3%</b>

## New Commerce Supporting Transaction History



## Active Filings

Filing Transaction Type	Latest Month	Previous Month	12 Months Ago	Change Year Ago
Uniform Commercial Code	184,000	184,155	183,779	0.1%
Agricultural Liens (EFS, ASL, Grain, Ag produce)	3,244	3,245	3,322	-2.3%
Government Liens (IRS, Revenue, Employment)	11,177	11,513	12,114	-7.7%
<b>Secured Transactions</b>	<b>198,421</b>	<b>198,913</b>	<b>199,215</b>	<b>-0.4%</b>
<b>Commissioned Notaries Public</b>	<b>38,822</b>	<b>38,924</b>	<b>39,548</b>	<b>-1.8%</b>
Active RON Notaries	802	797	657	21.3%
Active IPEN Notaries	111	110	84	31.0%

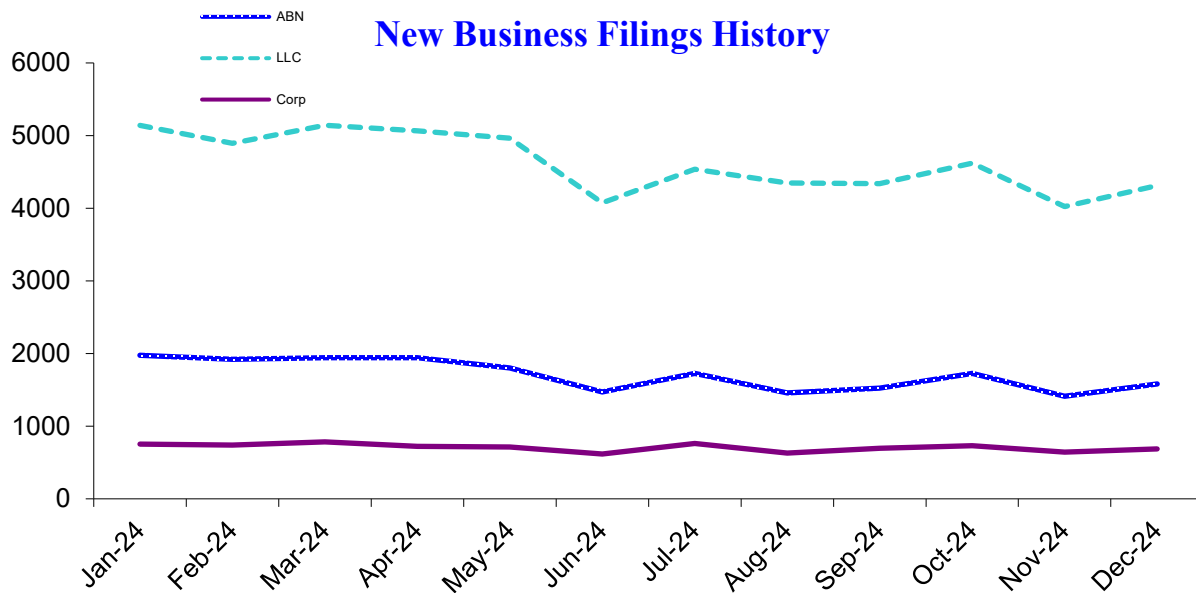


# Business Report

Monthly update from Oregon's Secretary of State LaVonne Griffin-Valade

## New Business Applications

Business Type	Latest Month	Previous Month	12 Months Ago	Change Year Ago
Assumed Business Names	1,582	1,412	1,414	11.9%
Limited Liability Companies	4,311	4,023	4,082	5.6%
Corporations (Domestic & Foreign: Business, Nonprofit, Professional)	686	644	726	-5.5%
<b>Business Registry Total</b>	<b>6,579</b>	<b>6,079</b>	<b>6,222</b>	<b>5.7%</b>



## Active Business Filings

Business Type	Latest Month	Previous Month	12 Months Ago	Change Year Ago
Assumed Business Names	116,182	132,284	118,523	-2.0%
Limited Liability Companies	296,777	275,707	283,690	4.6%
Corporations	115,025	119,523	116,028	-0.9%
Other	2,746	2,879	2,753	-0.3%
<b>Business Registry Total</b>	<b>530,730</b>	<b>530,393</b>	<b>520,994</b>	<b>1.9%</b>



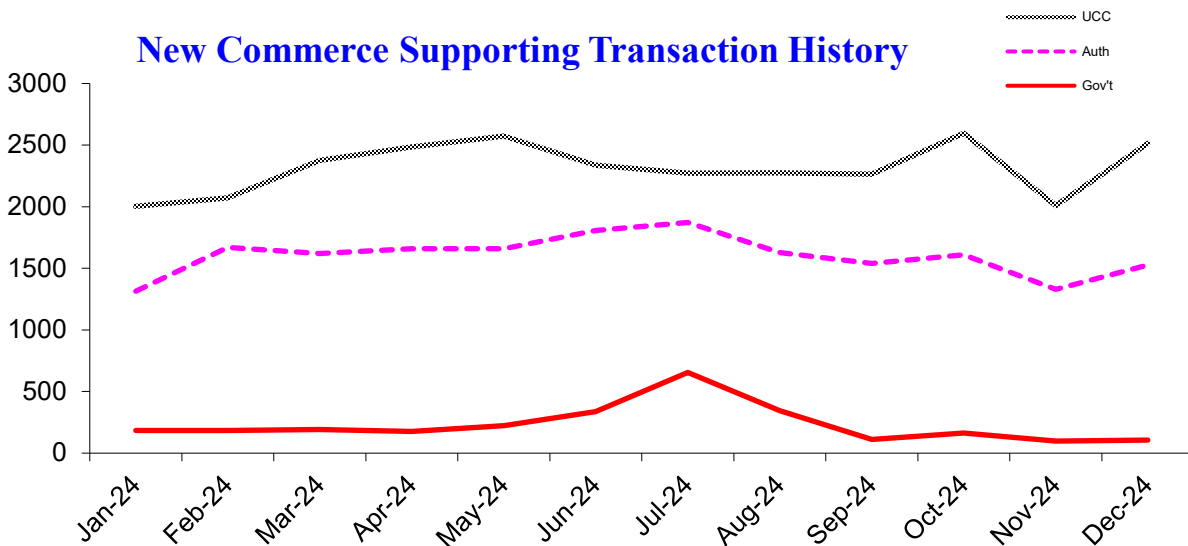
# UCC & Notary Report

Monthly update from Oregon's Secretary of State LaVonne Griffin-Valade

## New Commerce Supporting Transactions

Filing Transaction Type	Latest Month	Previous Month	12 Months Ago	Change Year Ago
Uniform Commercial Code	2,514	2,010	2,358	6.6%
Agricultural Liens (EFS, ASL, Grain, Ag produce)	35	37	34	2.9%
Government Liens (IRS, Revenue, Employment)	105	98	110	-4.5%
<b>Secured Transactions</b>	<b>2,654</b>	<b>2,145</b>	<b>2,502</b>	<b>6.1%</b>
<b>Notary Authentications for International Use</b>	<b>1,526</b>	<b>1,329</b>	<b>1,608</b>	<b>-5.1%</b>

## New Commerce Supporting Transaction History



## Active Filings

Filing Transaction Type	Latest Month	Previous Month	12 Months Ago	Change Year Ago
Uniform Commercial Code	184,187	184,000	183,852	0.2%
Agricultural Liens (EFS, ASL, Grain, Ag produce)	3,232	3,244	3,320	-2.7%
Government Liens (IRS, Revenue, Employment)	11,384	11,177	9,954	14.4%
<b>Secured Transactions</b>	<b>198,803</b>	<b>198,421</b>	<b>197,126</b>	<b>0.9%</b>
<b>Commissioned Notaries Public</b>	<b>38,756</b>	<b>38,822</b>	<b>39,435</b>	<b>-1.7%</b>
Active RON Notaries	802	797	666	19.7%
Active IPEN Notaries	111	110	87	26.4%