

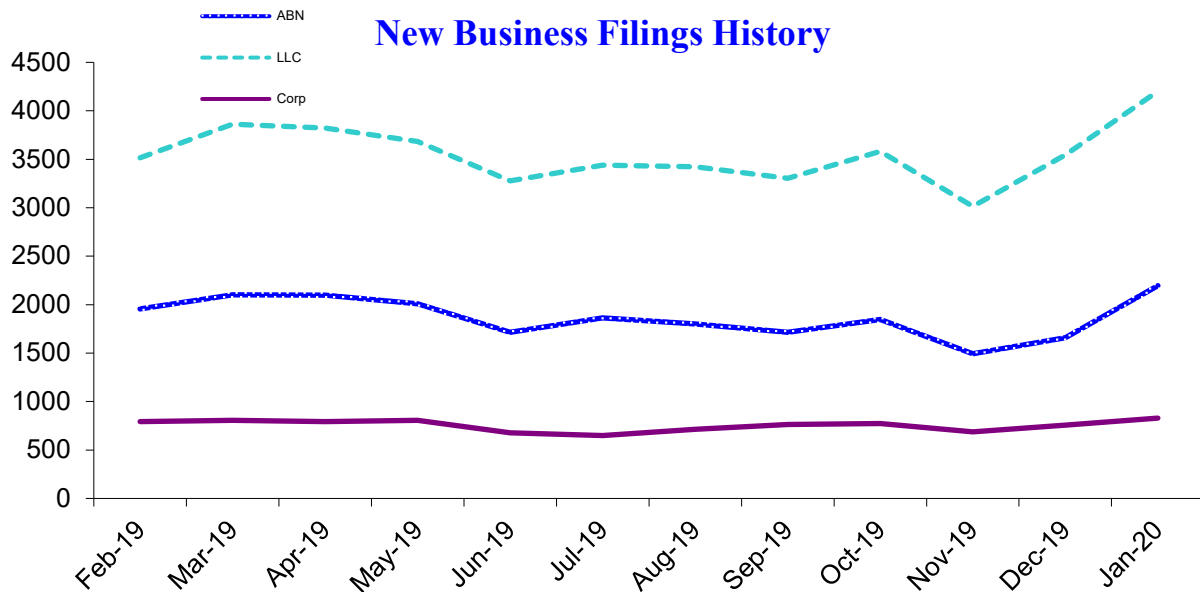


# Business Report

Monthly update from Oregon's Secretary of State Bev Clarno

## New Business Applications

Business Type	Latest Month	Previous Month	12 Months Ago	Change Year Ago
Assumed Business Names	2,195	1,659	2,334	-6.0%
Limited Liability Companies	4,201	3,545	4,238	-0.9%
New Corporations (Domestic & Foreign: Business, Nonprofit, Professional)	829	758	890	-6.9%
<b>Business Registry Total</b>	<b>7,225</b>	<b>5,962</b>	<b>7,462</b>	<b>-3.2%</b>



## Active Business Filings

Business Type	Latest Month	Previous Month	12 Months Ago	Change Year Ago
Assumed Business Names	128,031	127,614	128,549	-0.4%
Limited Liability Companies	218,700	216,611	204,522	6.9%
Oregon Corporations	116,886	115,820	117,149	-0.2%
Other	2,877	2,892	2,954	-2.6%
<b>Business Registry Total</b>	<b>466,494</b>	<b>462,937</b>	<b>453,174</b>	<b>2.9%</b>



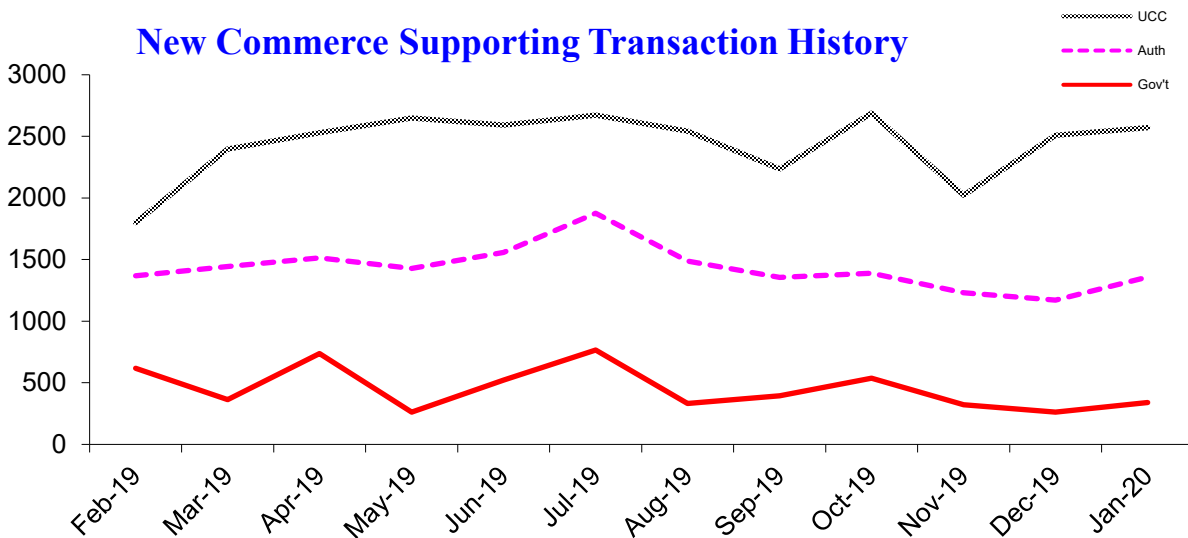
# UCC & Notary Report

Monthly update from Oregon's Secretary of State Bev Clarno

## New Commerce Supporting Transactions

Filing Transaction Type	Latest Month	Previous Month	12 Months Ago	Change Year Ago
Uniform Commercial Code	2,571	2,508	2,228	15.4%
Agricultural Liens (EFS, ASL, Grain, Ag produce)	128	92	45	184.4%
Government Liens (IRS, Revenue, Employment)	339	263	302	12.3%
<b>Secured Transactions</b>	<b>3,038</b>	<b>2,863</b>	<b>2,575</b>	<b>18.0%</b>
<b>Notary Authentications for International Use</b>	<b>1,357</b>	<b>1,171</b>	<b>1,569</b>	<b>-13.5%</b>

## New Commerce Supporting Transaction History



## Active Filings

Filing Transaction Type	Latest Month	Previous Month	12 Months Ago	Change Year Ago
Uniform Commercial Code	151,536	151,199	147,393	2.8%
Agricultural Liens (EFS, ASL, Grain, Ag produce)	4,168	4,103	4,129	0.9%
Government Liens (IRS, Revenue, Employment)	19,072	19,197	19,935	-4.3%
<b>Secured Transactions</b>	<b>174,776</b>	<b>174,499</b>	<b>171,457</b>	<b>1.9%</b>
<b>Commissioned Notaries Public</b>	<b>39,556</b>	<b>39,593</b>	<b>39,543</b>	<b>0.0%</b>

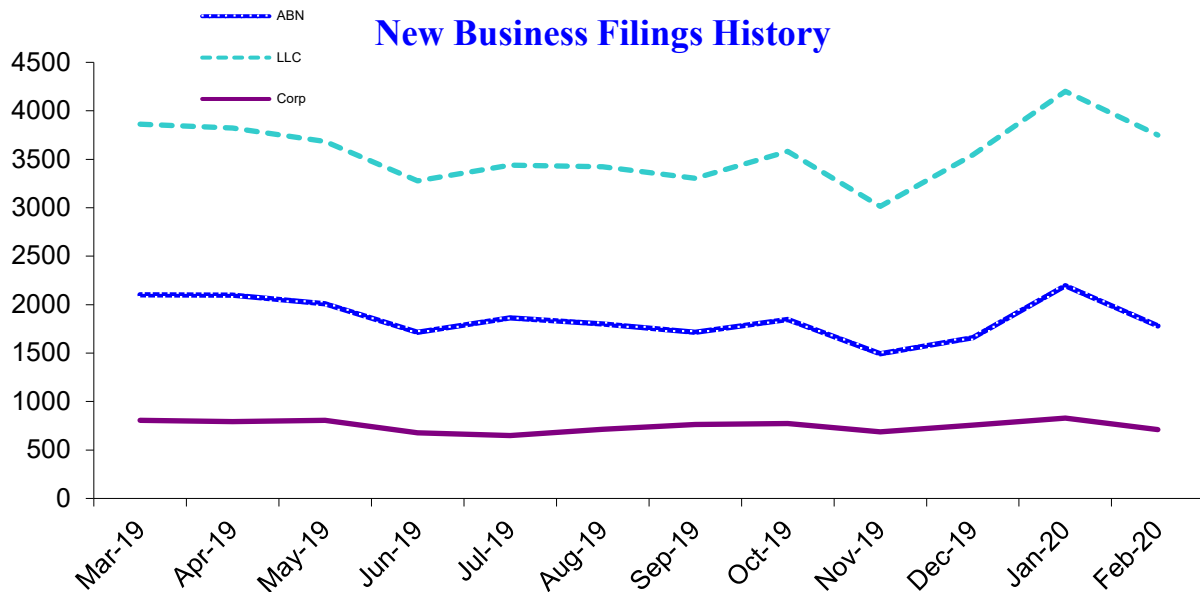


# Business Report

Monthly update from Oregon's Secretary of State Bev Clarno

## New Business Applications

Business Type	Latest Month	Previous Month	12 Months Ago	Change Year Ago
Assumed Business Names	1,781	2,195	1,956	-8.9%
Limited Liability Companies	3,751	4,201	3,515	6.7%
New Corporations (Domestic & Foreign: Business, Nonprofit, Professional)	710	829	792	-10.4%
<b>Business Registry Total</b>	<b>6,242</b>	<b>7,225</b>	<b>6,263</b>	<b>-0.3%</b>



## Active Business Filings

Business Type	Latest Month	Previous Month	12 Months Ago	Change Year Ago
Assumed Business Names	128,179	128,031	129,103	-0.7%
Limited Liability Companies	219,981	218,700	206,194	6.7%
Oregon Corporations	116,674	116,886	117,166	-0.4%
Other	2,869	2,877	2,948	-2.7%
<b>Business Registry Total</b>	<b>467,703</b>	<b>466,494</b>	<b>455,411</b>	<b>2.7%</b>



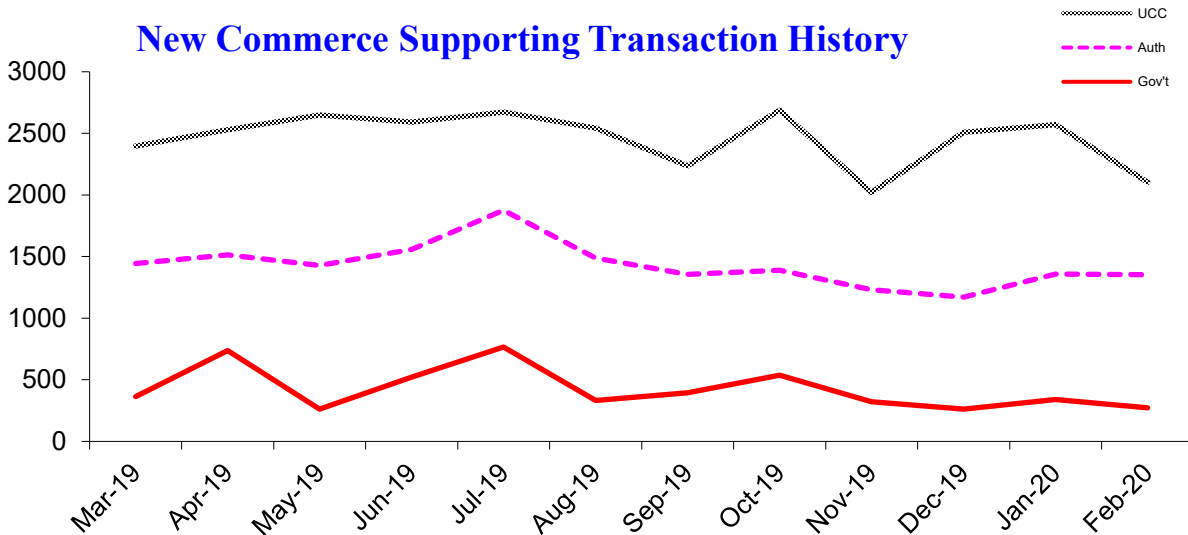
# UCC & Notary Report

Monthly update from Oregon's Secretary of State Bev Clarno

## New Commerce Supporting Transactions

Filing Transaction Type	Latest Month	Previous Month	12 Months Ago	Change Year Ago
Uniform Commercial Code	2,103	2,571	1,801	16.8%
Agricultural Liens (EFS, ASL, Grain, Ag produce)	69	128	43	60.5%
Government Liens (IRS, Revenue, Employment)	273	339	619	-55.9%
<b>Secured Transactions</b>	<b>2,445</b>	<b>3,038</b>	<b>2,463</b>	<b>-0.7%</b>
<b>Notary Authentications for International Use</b>	<b>1,354</b>	<b>1,357</b>	<b>1,369</b>	<b>-1.1%</b>

## New Commerce Supporting Transaction History



## Active Filings

Filing Transaction Type	Latest Month	Previous Month	12 Months Ago	Change Year Ago
Uniform Commercial Code	151,794	151,536	147,492	2.9%
Agricultural Liens (EFS, ASL, Grain, Ag produce)	3,160	4,168	4,103	-23.0%
Government Liens (IRS, Revenue, Employment)	19,079	19,072	20,012	-4.7%
<b>Secured Transactions</b>	<b>174,033</b>	<b>174,776</b>	<b>171,607</b>	<b>1.4%</b>
<b>Commissioned Notaries Public</b>	<b>39,539</b>	<b>39,556</b>	<b>39,639</b>	<b>-0.3%</b>

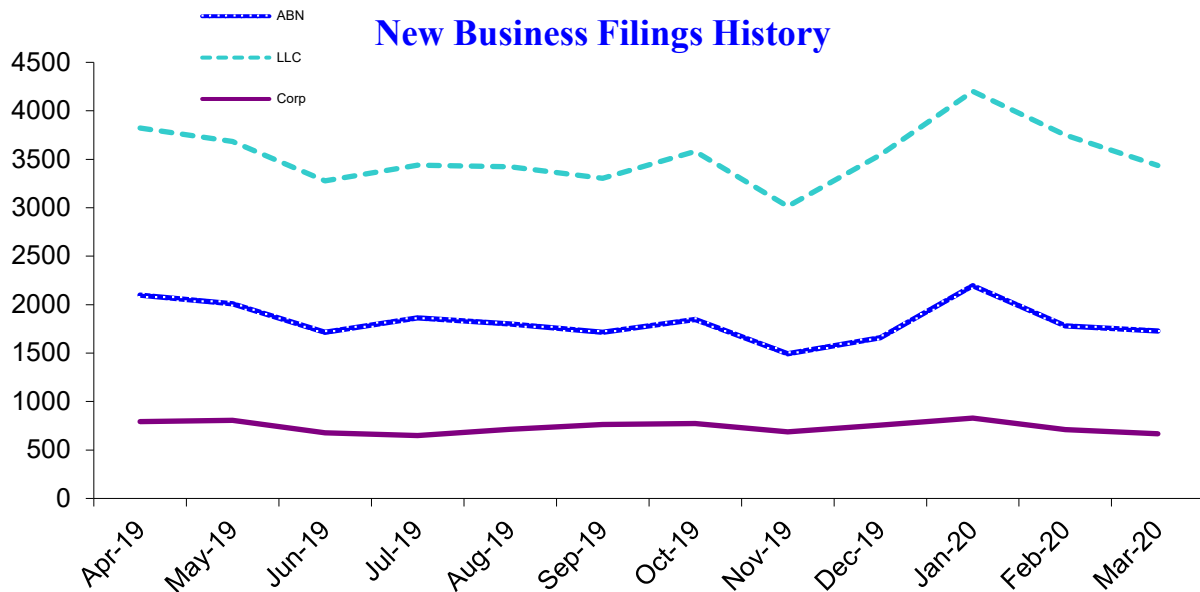


# Business Report

Monthly update from Oregon's Secretary of State Bev Clarno

## New Business Applications

Business Type	Latest Month	Previous Month	12 Months Ago	Change Year Ago
Assumed Business Names	1,728	1,781	2,100	-17.7%
Limited Liability Companies	3,437	3,751	3,861	-11.0%
New Corporations (Domestic & Foreign: Business, Nonprofit, Professional)	667	710	806	-17.2%
<b>Business Registry Total</b>	<b>5,832</b>	<b>6,242</b>	<b>6,767</b>	<b>-13.8%</b>



## Active Business Filings

Business Type	Latest Month	Previous Month	12 Months Ago	Change Year Ago
Assumed Business Names	128,794	128,179	129,265	-0.4%
Limited Liability Companies	221,582	219,981	207,622	6.7%
Oregon Corporations	116,671	116,674	117,109	-0.4%
Other	2,872	2,869	2,940	-2.3%
<b>Business Registry Total</b>	<b>469,919</b>	<b>467,703</b>	<b>456,936</b>	<b>2.8%</b>



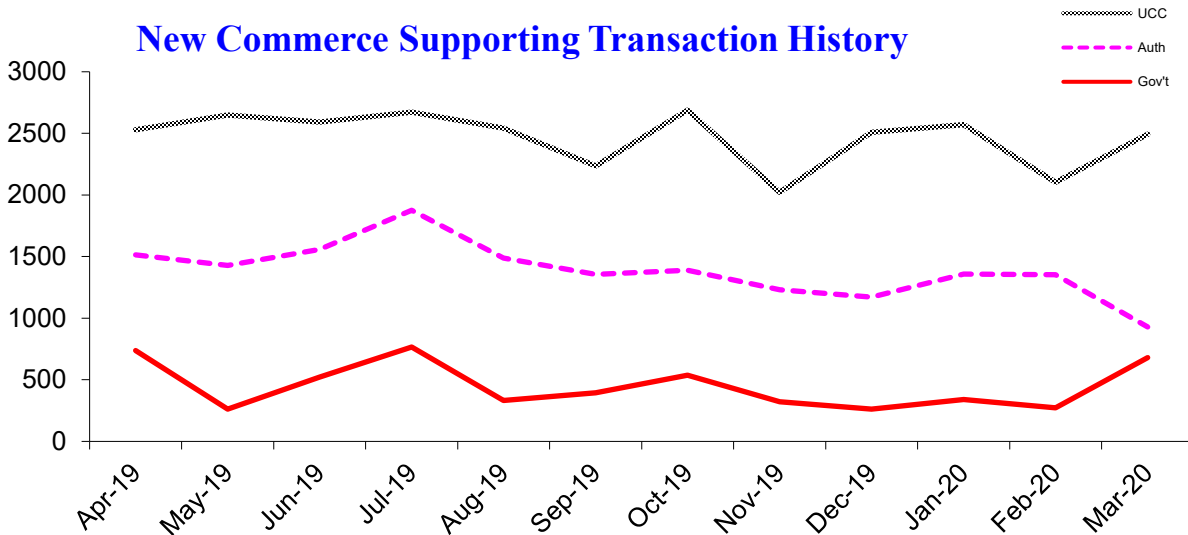
# UCC & Notary Report

Monthly update from Oregon's Secretary of State Bev Clarno

## New Commerce Supporting Transactions

Filing Transaction Type	Latest Month	Previous Month	12 Months Ago	Change Year Ago
Uniform Commercial Code	2,494	2,103	2,398	4.0%
Agricultural Liens (EFS, ASL, Grain, Ag produce)	73	69	50	46.0%
Government Liens (IRS, Revenue, Employment)	679	273	363	87.1%
<b>Secured Transactions</b>	<b>3,246</b>	<b>2,445</b>	<b>2,811</b>	<b>15.5%</b>
<b>Notary Authentications for International Use</b>	<b>929</b>	<b>1,354</b>	<b>1,445</b>	<b>-35.7%</b>

## New Commerce Supporting Transaction History



## Active Filings

Filing Transaction Type	Latest Month	Previous Month	12 Months Ago	Change Year Ago
Uniform Commercial Code	152,077	151,794	147,671	3.0%
Agricultural Liens (EFS, ASL, Grain, Ag produce)	4,165	3,160	4,077	2.2%
Government Liens (IRS, Revenue, Employment)	19,110	19,079	19,454	-1.8%
<b>Secured Transactions</b>	<b>175,352</b>	<b>174,033</b>	<b>171,202</b>	<b>2.4%</b>
<b>Commissioned Notaries Public</b>	<b>39,220</b>	<b>39,539</b>	<b>39,589</b>	<b>-0.9%</b>

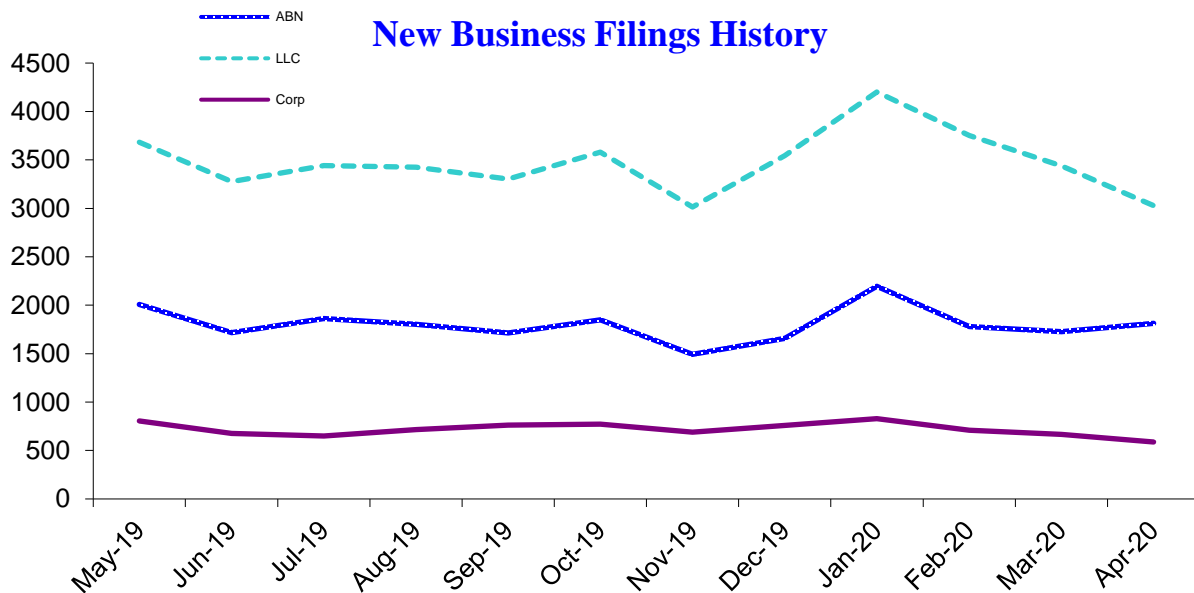


# Business Report

Monthly update from Oregon's Secretary of State Bev Clarno

## New Business Applications

Business Type	Latest Month	Previous Month	12 Months Ago	Change Year Ago
Assumed Business Names	1,812	1,728	2,097	-13.6%
Limited Liability Companies	3,028	3,437	3,821	-20.8%
New Corporations (Domestic & Foreign: Business, Nonprofit, Professional)	588	667	792	-25.8%
<b>Business Registry Total</b>	<b>5,428</b>	<b>5,832</b>	<b>6,710</b>	<b>-19.1%</b>



## Active Business Filings

Business Type	Latest Month	Previous Month	12 Months Ago	Change Year Ago
Assumed Business Names	130,108	128,794	129,350	0.6%
Limited Liability Companies	225,077	221,582	209,167	7.6%
Oregon Corporations	117,560	116,671	117,189	0.3%
Other	2,887	2,872	2,940	-1.8%
<b>Business Registry Total</b>	<b>475,632</b>	<b>469,919</b>	<b>458,646</b>	<b>3.7%</b>



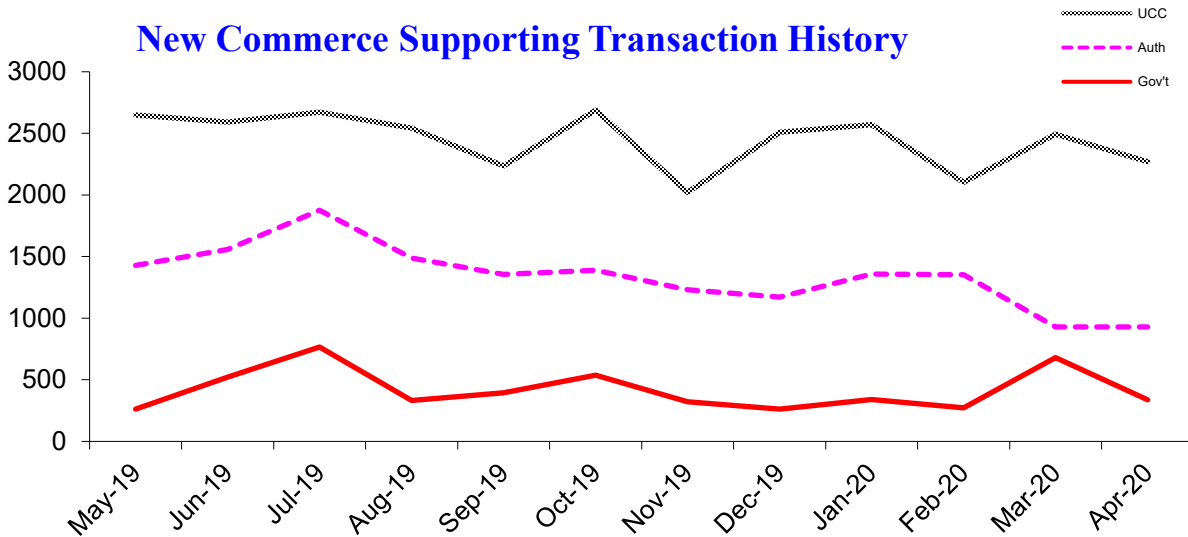
# UCC & Notary Report

Monthly update from Oregon's Secretary of State Bev Clarno

## New Commerce Supporting Transactions

Filing Transaction Type	Latest Month	Previous Month	12 Months Ago	Change Year Ago
Uniform Commercial Code	2,270	2,494	2,530	-10.3%
Agricultural Liens (EFS, ASL, Grain, Ag produce)	62	73	79	-21.5%
Government Liens (IRS, Revenue, Employment)	337	679	738	-54.3%
<b>Secured Transactions</b>	<b>2,669</b>	<b>3,246</b>	<b>3,347</b>	<b>-20.3%</b>
<b>Notary Authentications for International Use</b>	<b>929</b>	<b>929</b>	<b>1,515</b>	<b>-38.7%</b>

## New Commerce Supporting Transaction History



## Active Filings

Filing Transaction Type	Latest Month	Previous Month	12 Months Ago	Change Year Ago
Uniform Commercial Code	152,582	152,077	147,952	3.1%
Agricultural Liens (EFS, ASL, Grain, Ag produce)	4,139	4,165	4,085	1.3%
Government Liens (IRS, Revenue, Employment)	18,926	19,110	19,407	-2.5%
<b>Secured Transactions</b>	<b>175,647</b>	<b>175,352</b>	<b>171,444</b>	<b>2.5%</b>
<b>Commissioned Notaries Public</b>	<b>39,127</b>	<b>39,220</b>	<b>39,658</b>	<b>-1.3%</b>



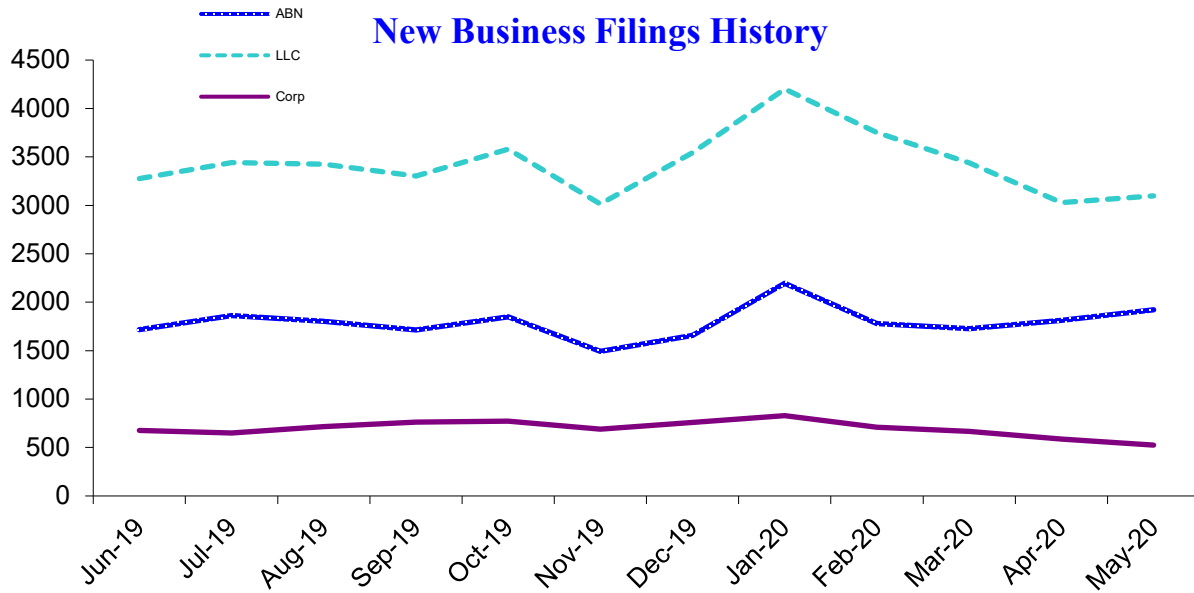


# Business Report

Monthly update from Oregon's Secretary of State Bev Clarno

## New Business Applications

Business Type	Latest Month	Previous Month	12 Months Ago	Change Year Ago
Assumed Business Names	1,922	1,812	2,007	-4.2%
Limited Liability Companies	3,097	3,028	3,682	-15.9%
New Corporations (Domestic & Foreign: Business, Nonprofit, Professional)	525	588	806	-34.9%
<b>Business Registry Total</b>	<b>5,544</b>	<b>5,428</b>	<b>6,495</b>	<b>-14.6%</b>



## Active Business Filings

Business Type	Latest Month	Previous Month	12 Months Ago	Change Year Ago
Assumed Business Names	127,669	130,108	128,642	-0.8%
Limited Liability Companies	221,774	225,077	209,643	5.8%
Oregon Corporations	116,228	117,560	117,495	-1.1%
Other	2,862	2,887	2,938	-2.6%
<b>Business Registry Total</b>	<b>468,533</b>	<b>475,632</b>	<b>458,718</b>	<b>2.1%</b>



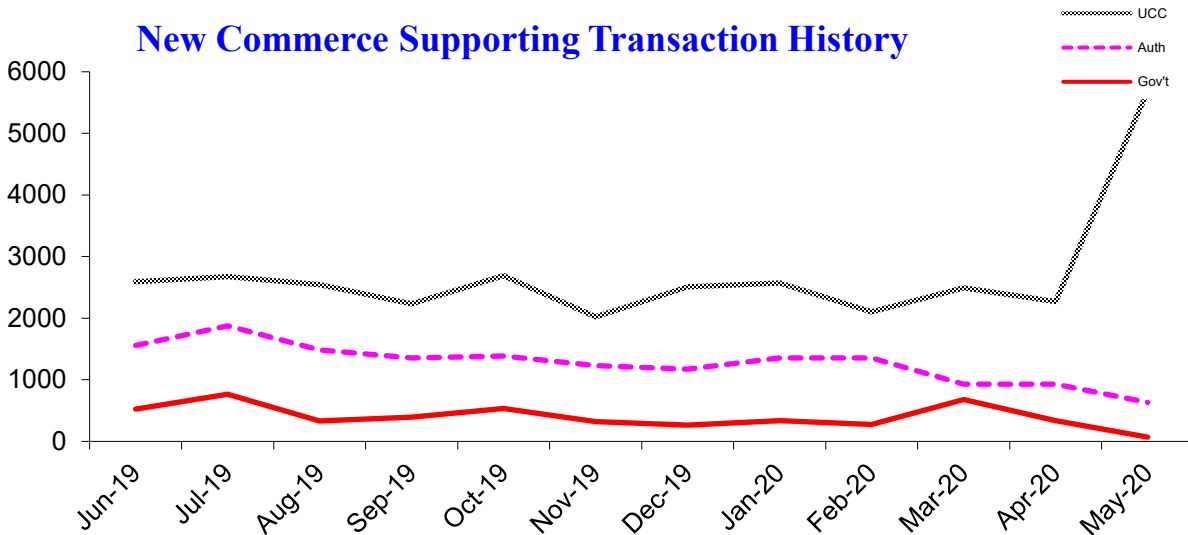
# UCC & Notary Report

Monthly update from Oregon's Secretary of State Bev Clarno

## New Commerce Supporting Transactions

Filing Transaction Type	Latest Month	Previous Month	12 Months Ago	Change Year Ago
Uniform Commercial Code	5,685	2,270	2,649	114.6%
Agricultural Liens (EFS, ASL, Grain, Ag produce)	51	62	85	-40.0%
Government Liens (IRS, Revenue, Employment)	70	337	262	-73.3%
<b>Secured Transactions</b>	<b>5,806</b>	<b>2,669</b>	<b>2,996</b>	<b>93.8%</b>
<b>Notary Authentications for International Use</b>	<b>633</b>	<b>929</b>	<b>1,428</b>	<b>-55.7%</b>

## New Commerce Supporting Transaction History



## Active Filings

Filing Transaction Type	Latest Month	Previous Month	12 Months Ago	Change Year Ago
Uniform Commercial Code	152,582	152,582	148,610	2.7%
Agricultural Liens (EFS, ASL, Grain, Ag produce)	7,038	4,139	4,084	72.3%
Government Liens (IRS, Revenue, Employment)	18,926	18,926	19,714	-4.0%
<b>Secured Transactions</b>	<b>178,546</b>	<b>175,647</b>	<b>172,408</b>	<b>3.6%</b>
<b>Commissioned Notaries Public</b>	<b>39,098</b>	<b>39,127</b>	<b>39,660</b>	<b>-1.4%</b>

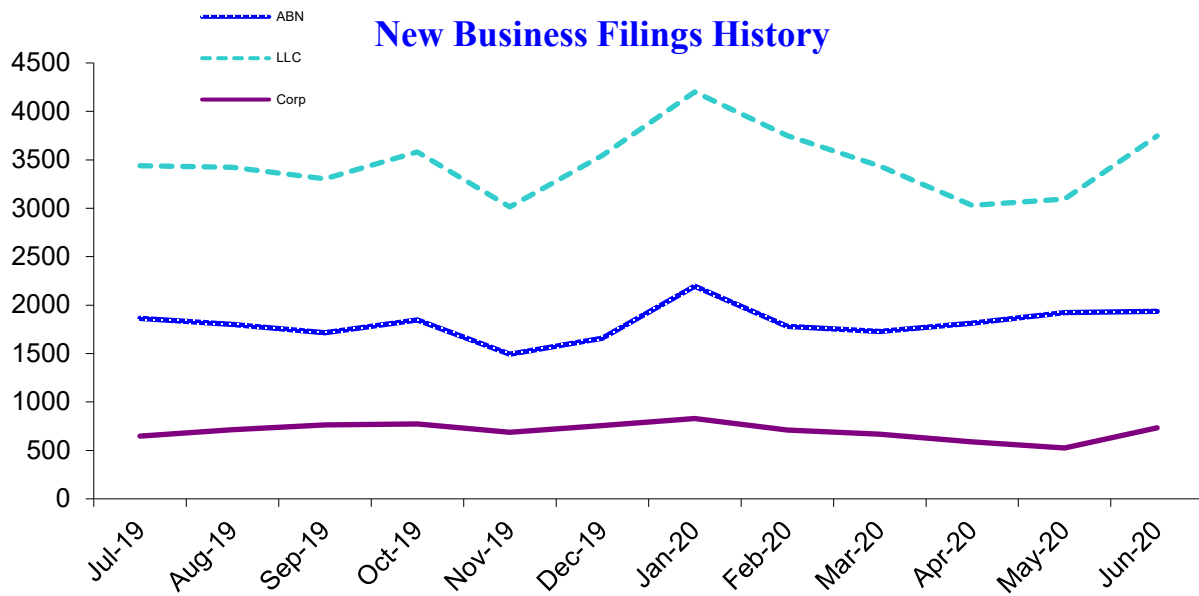


# Business Report

Monthly update from Oregon's Secretary of State Bev Clarno

## New Business Applications

Business Type	Latest Month	Previous Month	12 Months Ago	Change Year Ago
Assumed Business Names	1,935	1,922	1,716	12.8%
Limited Liability Companies	3,747	3,097	3,276	14.4%
New Corporations (Domestic & Foreign: Business, Nonprofit, Professional)	733	525	676	8.4%
<b>Business Registry Total</b>	<b>6,415</b>	<b>5,544</b>	<b>5,668</b>	<b>13.2%</b>



## Active Business Filings

Business Type	Latest Month	Previous Month	12 Months Ago	Change Year Ago
Assumed Business Names	127,254	127,669	128,400	-0.9%
Limited Liability Companies	222,592	221,774	210,558	5.7%
Oregon Corporations	116,027	116,228	116,969	-0.8%
Other	2,847	2,862	2,922	-2.6%
<b>Business Registry Total</b>	<b>468,720</b>	<b>468,533</b>	<b>458,849</b>	<b>2.2%</b>



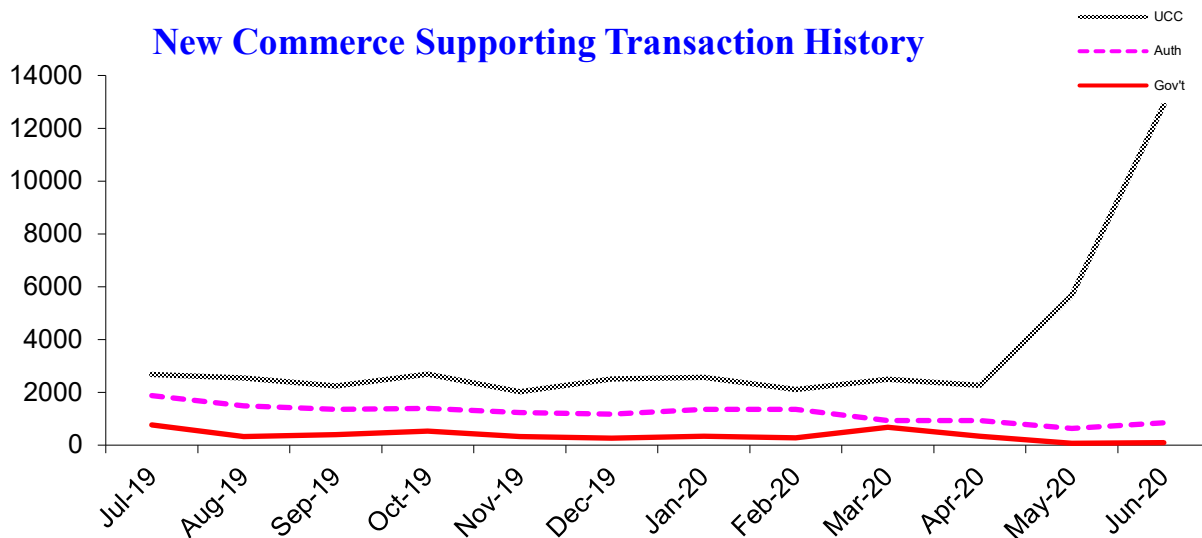
# UCC & Notary Report

Monthly update from Oregon's Secretary of State Bev Clarno

## New Commerce Supporting Transactions

Filing Transaction Type	Latest Month	Previous Month	12 Months Ago	Change Year Ago
Uniform Commercial Code	12,889	5,685	2,592	397.3%
Agricultural Liens (EFS, ASL, Grain, Ag produce)	47	51	71	-33.8%
Government Liens (IRS, Revenue, Employment)	93	70	522	-82.2%
<b>Secured Transactions</b>	<b>13,029</b>	<b>5,806</b>	<b>3,185</b>	<b>309.1%</b>
<b>Notary Authentications for International Use</b>	852	633	1,557	-45.3%

## New Commerce Supporting Transaction History



## Active Filings

Filing Transaction Type	Latest Month	Previous Month	12 Months Ago	Change Year Ago
Uniform Commercial Code	165,193	152,582	148,937	10.9%
Agricultural Liens (EFS, ASL, Grain, Ag produce)	4,142	4,174	4,081	1.5%
Government Liens (IRS, Revenue, Employment)	18,252	18,926	19,637	-7.1%
<b>Secured Transactions</b>	<b>187,587</b>	<b>175,682</b>	<b>172,655</b>	<b>8.6%</b>
<b>Commissioned Notaries Public</b>	39,091	39,098	39,658	-1.4%

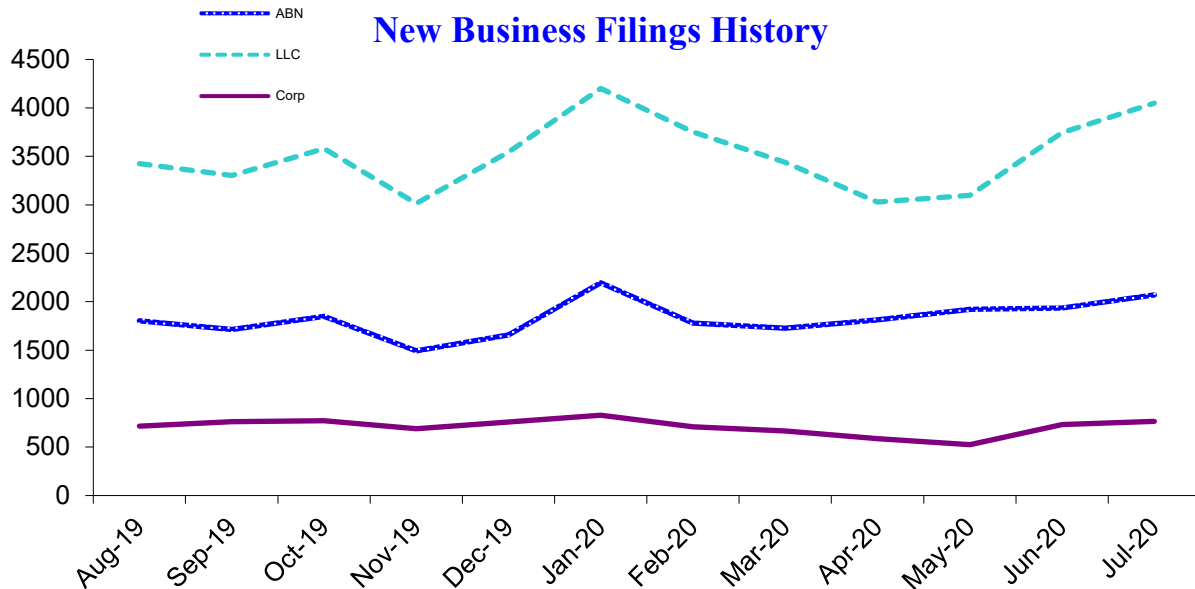


# Business Report

Monthly update from Oregon's Secretary of State Bev Clarno

## New Business Applications

Business Type	Latest Month	Previous Month	12 Months Ago	Change Year Ago
Assumed Business Names	2,070	1,935	1,863	11.1%
Limited Liability Companies	4,049	3,747	3,440	17.7%
New Corporations (Domestic & Foreign: Business, Nonprofit, Professional)	765	733	649	17.9%
<b>Business Registry Total</b>	<b>6,884</b>	<b>6,415</b>	<b>5,952</b>	<b>15.7%</b>



## Active Business Filings

Business Type	Latest Month	Previous Month	12 Months Ago	Change Year Ago
Assumed Business Names	127,261	127,254	128,419	-0.9%
Limited Liability Companies	223,684	222,592	211,713	5.7%
Oregon Corporations	115,935	116,027	116,903	-0.8%
Other	2,834	2,847	2,922	-3.0%
<b>Business Registry Total</b>	<b>469,714</b>	<b>468,720</b>	<b>459,957</b>	<b>2.1%</b>



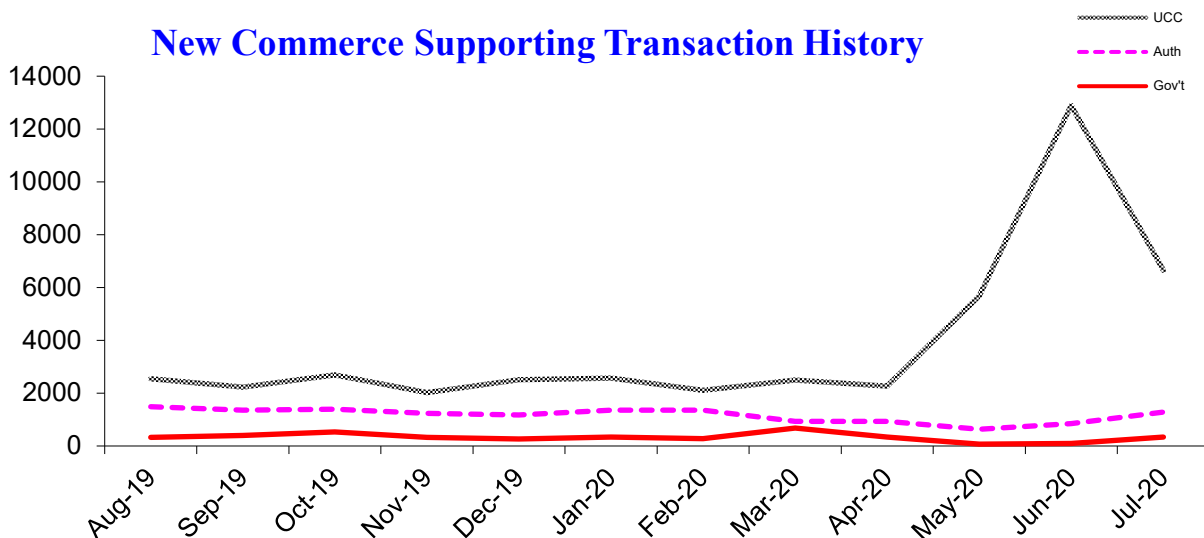
# UCC & Notary Report

Monthly update from Oregon's Secretary of State Bev Clarno

## New Commerce Supporting Transactions

Filing Transaction Type	Latest Month	Previous Month	12 Months Ago	Change Year Ago
Uniform Commercial Code	6,656	12,889	2,673	149.0%
Agricultural Liens (EFS, ASL, Grain, Ag produce)	48	47	63	-23.8%
Government Liens (IRS, Revenue, Employment)	343	93	766	-55.2%
<b>Secured Transactions</b>	<b>7,047</b>	<b>13,029</b>	<b>3,502</b>	<b>101.2%</b>
<b>Notary Authentications for International Use</b>	<b>1,282</b>	<b>852</b>	<b>1,876</b>	<b>-31.7%</b>

## New Commerce Supporting Transaction History



## Active Filings

Filing Transaction Type	Latest Month	Previous Month	12 Months Ago	Change Year Ago
Uniform Commercial Code	169,446	165,193	139,246	21.7%
Agricultural Liens (EFS, ASL, Grain, Ag produce)	4,160	4,142	4,319	-3.7%
Government Liens (IRS, Revenue, Employment)	131,872	18,252	21,655	509.0%
<b>Secured Transactions</b>	<b>305,478</b>	<b>187,587</b>	<b>165,220</b>	<b>84.9%</b>
<b>Commissioned Notaries Public</b>	<b>39,251</b>	<b>39,091</b>	<b>39,145</b>	<b>0.3%</b>

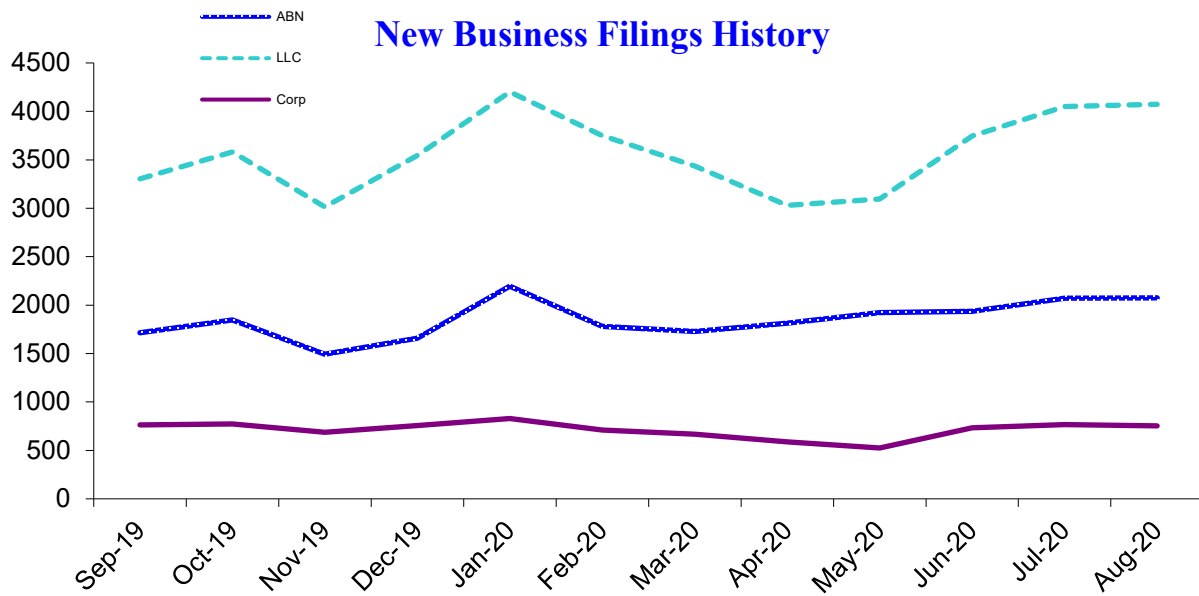


# Business Report

Monthly update from Oregon's Secretary of State Bev Clarno

## New Business Applications

Business Type	Latest Month	Previous Month	12 Months Ago	Change Year Ago
Assumed Business Names	2,076	2,070	1,802	15.2%
Limited Liability Companies	4,072	4,049	3,424	18.9%
New Corporations (Domestic & Foreign: Business, Nonprofit, Professional)	754	765	715	5.5%
<b>Business Registry Total</b>	<b>6,902</b>	<b>6,884</b>	<b>5,941</b>	<b>16.2%</b>



## Active Business Filings

Business Type	Latest Month	Previous Month	12 Months Ago	Change Year Ago
Assumed Business Names	127,602	127,261	128,136	-0.4%
Limited Liability Companies	225,249	223,684	212,107	6.2%
Oregon Corporations	95,617	115,935	116,671	-18.0%
Other	2,830	2,834	2,918	-3.0%
<b>Business Registry Total</b>	<b>451,298</b>	<b>469,714</b>	<b>459,832</b>	<b>-1.9%</b>



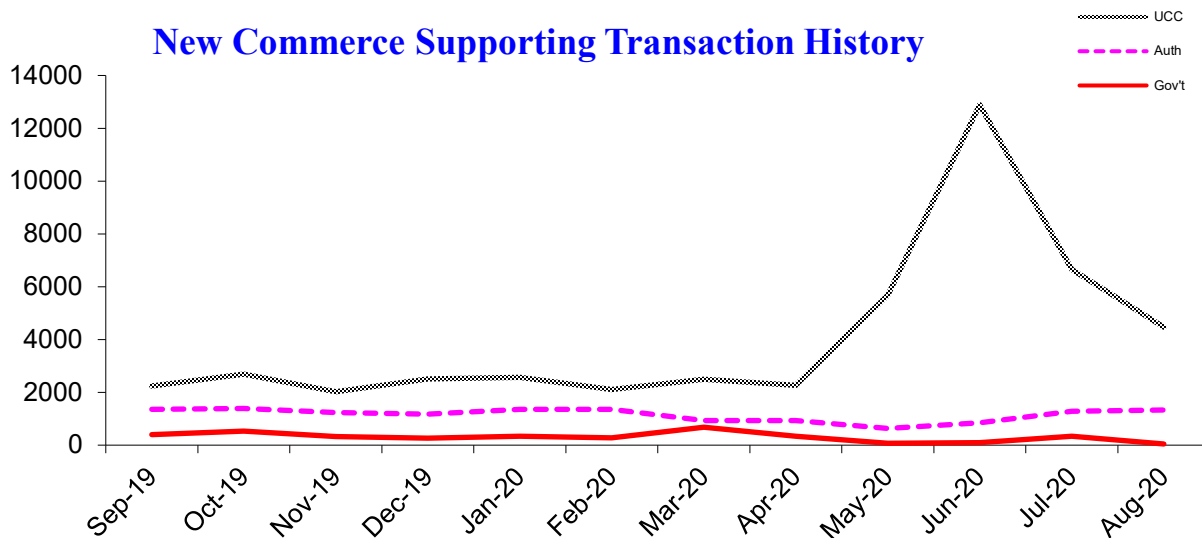
# UCC & Notary Report

Monthly update from Oregon's Secretary of State Bev Clarno

## New Commerce Supporting Transactions

Filing Transaction Type	Latest Month	Previous Month	12 Months Ago	Change Year Ago
Uniform Commercial Code	4,466	6,656	2,543	75.6%
Agricultural Liens (EFS, ASL, Grain, Ag produce)	59	48	71	-16.9%
Government Liens (IRS, Revenue, Employment)	44	343	331	-86.7%
<b>Secured Transactions</b>	<b>4,569</b>	<b>7,047</b>	<b>2,945</b>	<b>55.1%</b>
<b>Notary Authentications for International Use</b>	1,326	1,282	1,487	-10.8%

## New Commerce Supporting Transaction History



## Active Filings

Filing Transaction Type	Latest Month	Previous Month	12 Months Ago	Change Year Ago
Uniform Commercial Code	170,725	169,446	149,919	13.9%
Agricultural Liens (EFS, ASL, Grain, Ag produce)	4,125	4,160	4,070	1.4%
Government Liens (IRS, Revenue, Employment)	17,691	7,872	19,446	-9.0%
<b>Secured Transactions</b>	<b>192,541</b>	<b>181,478</b>	<b>173,435</b>	<b>11.0%</b>
<b>Commissioned Notaries Public</b>	39,186	39,251	39,104	0.2%



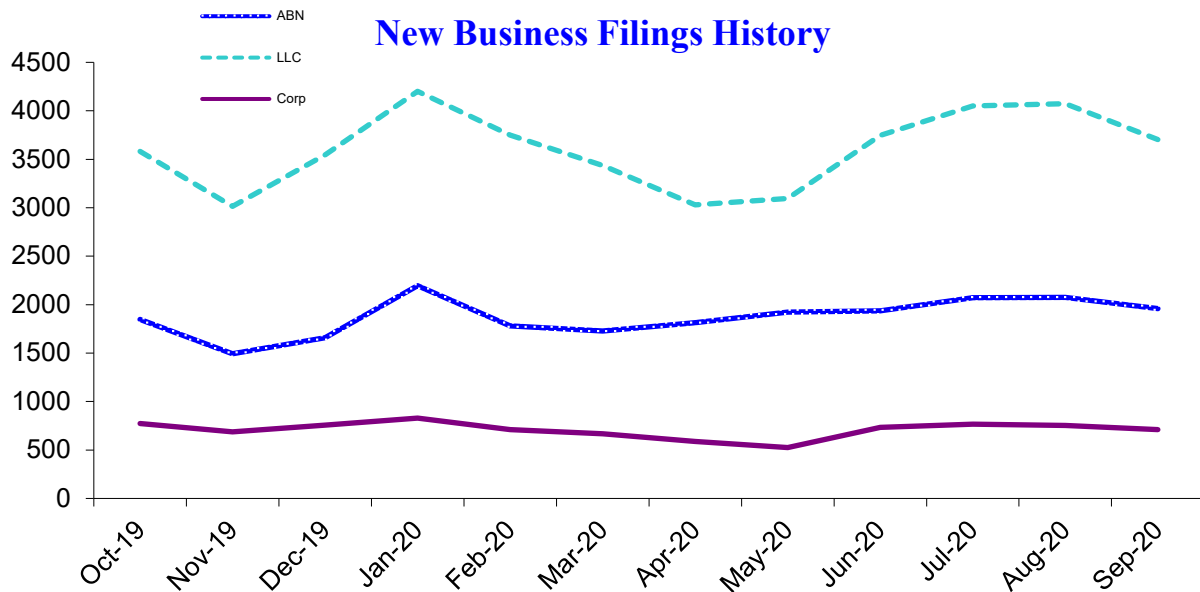


# Business Report

Monthly update from Oregon's Secretary of State Bev Clarno

## New Business Applications

Business Type	Latest Month	Previous Month	12 Months Ago	Change Year Ago
Assumed Business Names	1,958	2,076	1,715	14.2%
Limited Liability Companies	3,702	4,072	3,303	12.1%
New Corporations (Domestic & Foreign: Business, Nonprofit, Professional)	709	754	762	-7.0%
<b>Business Registry Total</b>	<b>6,369</b>	<b>6,902</b>	<b>5,780</b>	<b>10.2%</b>



## Active Business Filings

Business Type	Latest Month	Previous Month	12 Months Ago	Change Year Ago
Assumed Business Names	127,945	127,602	128,143	-0.2%
Limited Liability Companies	226,953	225,249	213,362	6.4%
Oregon Corporations	116,512	115,996	116,843	-0.3%
Other	2,839	2,830	2,920	-2.8%
<b>Business Registry Total</b>	<b>474,249</b>	<b>471,677</b>	<b>461,268</b>	<b>2.8%</b>



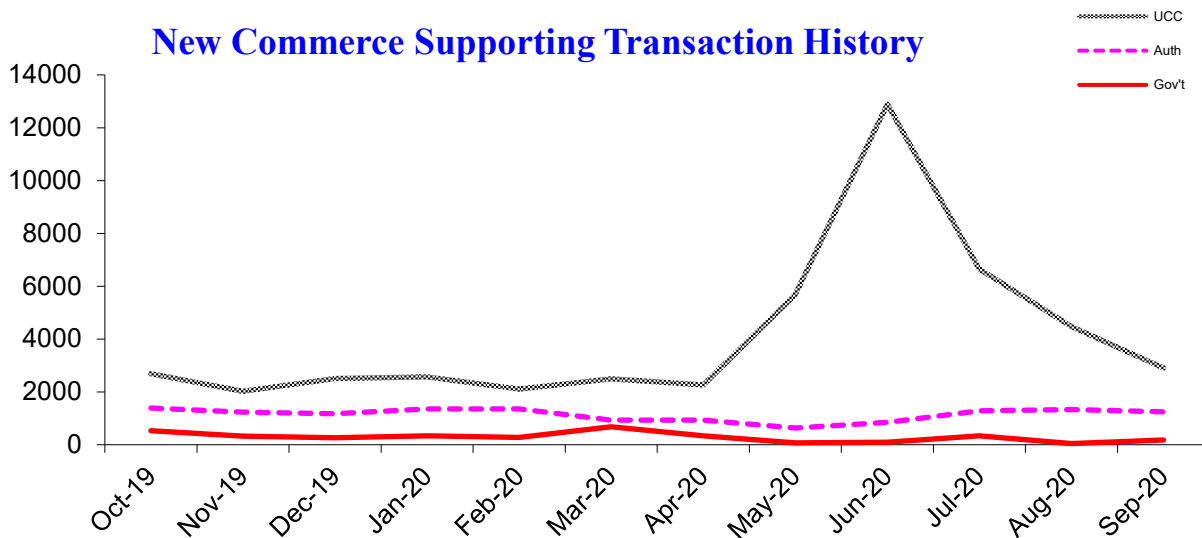
# UCC & Notary Report

Monthly update from Oregon's Secretary of State Bev Clarno

## New Commerce Supporting Transactions

Filing Transaction Type	Latest Month	Previous Month	12 Months Ago	Change Year Ago
Uniform Commercial Code	2,908	4,466	2,235	30.1%
Agricultural Liens (EFS, ASL, Grain, Ag produce)	51	59	56	-8.9%
Government Liens (IRS, Revenue, Employment)	186	44	394	-52.8%
<b>Secured Transactions</b>	<b>3,145</b>	<b>4,569</b>	<b>2,685</b>	<b>17.1%</b>
<b>Notary Authentications for International Use</b>	1,241	1,326	1,356	-8.5%

## New Commerce Supporting Transaction History



## Active Filings

Filing Transaction Type	Latest Month	Previous Month	12 Months Ago	Change Year Ago
Uniform Commercial Code	171,481	170,725	150,265	14.1%
Agricultural Liens (EFS, ASL, Grain, Ag produce)	4,103	4,125	4,075	0.7%
Government Liens (IRS, Revenue, Employment)	17,462	17,691	19,422	-10.1%
<b>Secured Transactions</b>	<b>193,046</b>	<b>192,541</b>	<b>173,762</b>	<b>11.1%</b>
<b>Commissioned Notaries Public</b>	39,185	39,186	39,479	-0.7%

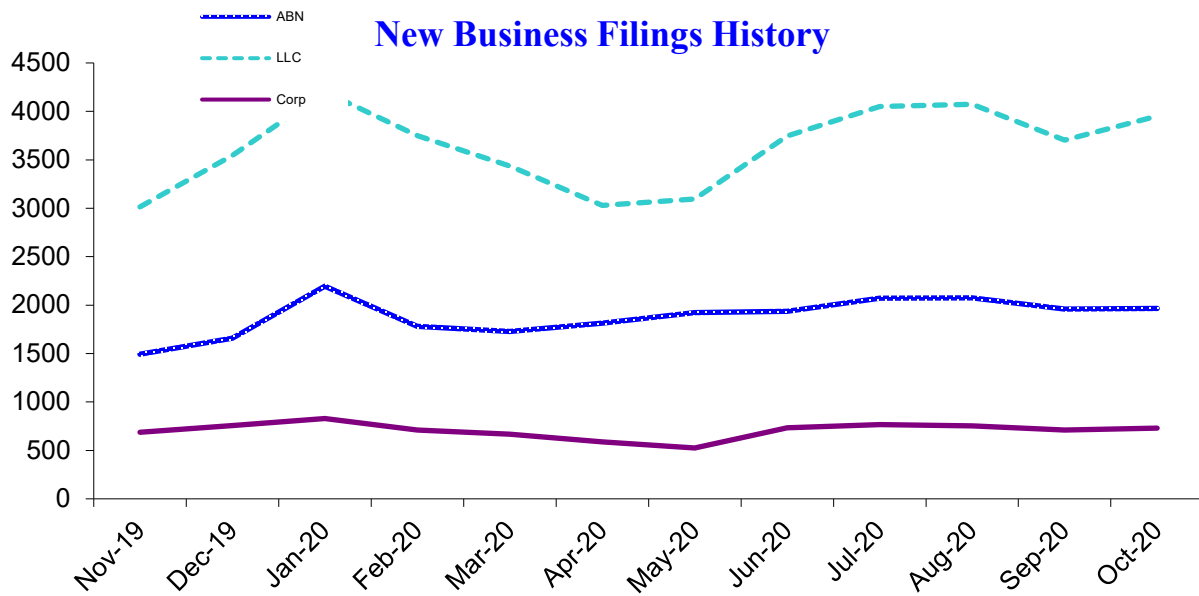


# Business Report

Monthly update from Oregon's Secretary of State Bev Clarno

## New Business Applications

Business Type	Latest Month	Previous Month	12 Months Ago	Change Year Ago
Assumed Business Names	1,967	1,958	1,848	6.4%
Limited Liability Companies	3,951	3,702	3,581	10.3%
New Corporations (Domestic & Foreign: Business, Nonprofit, Professional)	729	709	773	-5.7%
<b>Business Registry Total</b>	<b>6,647</b>	<b>6,369</b>	<b>6,202</b>	<b>7.2%</b>



## Active Business Filings

Business Type	Latest Month	Previous Month	12 Months Ago	Change Year Ago
Assumed Business Names	128,190	127,945	128,419	-0.2%
Limited Liability Companies	228,395	226,953	211,713	7.9%
Oregon Corporations	116,035	116,512	116,903	-0.7%
Other	2,836	2,839	2,922	-2.9%
<b>Business Registry Total</b>	<b>475,456</b>	<b>474,249</b>	<b>459,957</b>	<b>3.4%</b>



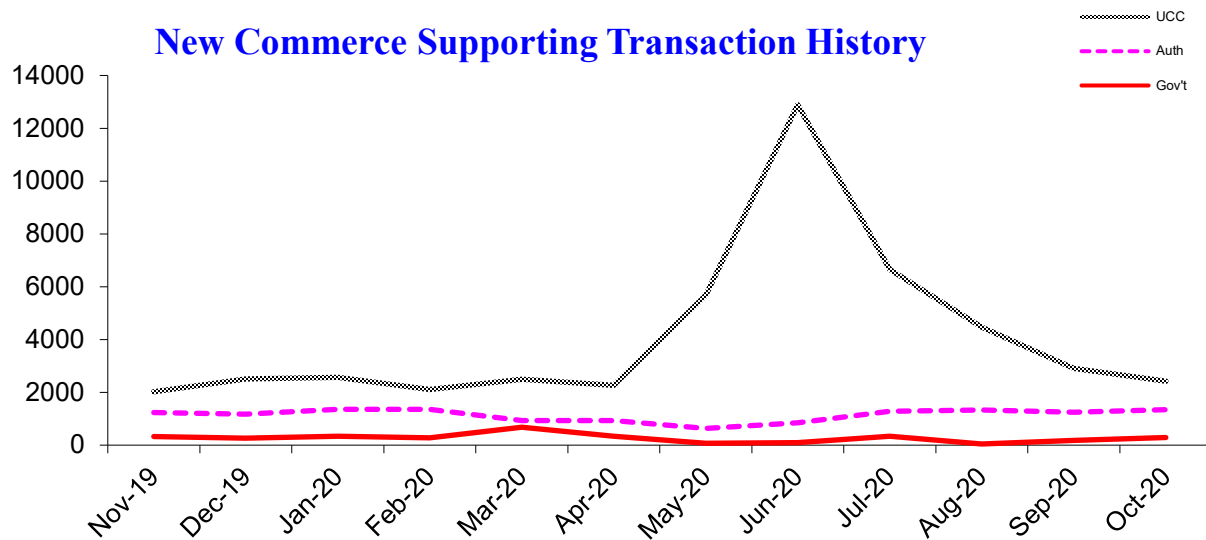
# UCC & Notary Report

Monthly update from Oregon's Secretary of State Bev Clarno

## New Commerce Supporting Transactions

Filing Transaction Type	Latest Month	Previous Month	12 Months Ago	Change Year Ago
Uniform Commercial Code	2,424	2,908	2,688	-9.8%
Agricultural Liens (EFS, ASL, Grain, Ag produce)	45	51	92	-51.1%
Government Liens (IRS, Revenue, Employment)	293	186	537	-45.4%
<b>Secured Transactions</b>	<b>2,762</b>	<b>3,145</b>	<b>3,317</b>	<b>-16.7%</b>
<b>Notary Authentications for International Use</b>	<b>1,348</b>	<b>1,241</b>	<b>1,389</b>	<b>-3.0%</b>

## New Commerce Supporting Transaction History



## Active Filings

Filing Transaction Type	Latest Month	Previous Month	12 Months Ago	Change Year Ago
Uniform Commercial Code	171,699	171,481	150,470	14.1%
Agricultural Liens (EFS, ASL, Grain, Ag produce)	4,077	4,103	4,092	-0.4%
Government Liens (IRS, Revenue, Employment)	17,294	17,462	18,833	-8.2%
<b>Secured Transactions</b>	<b>193,070</b>	<b>193,046</b>	<b>173,395</b>	<b>11.3%</b>
<b>Commissioned Notaries Public</b>	<b>39,145</b>	<b>39,185</b>	<b>39,354</b>	<b>-0.5%</b>
Active RON Notaries	131	124	--	--
Active IPEN Notaries	21	39	--	--

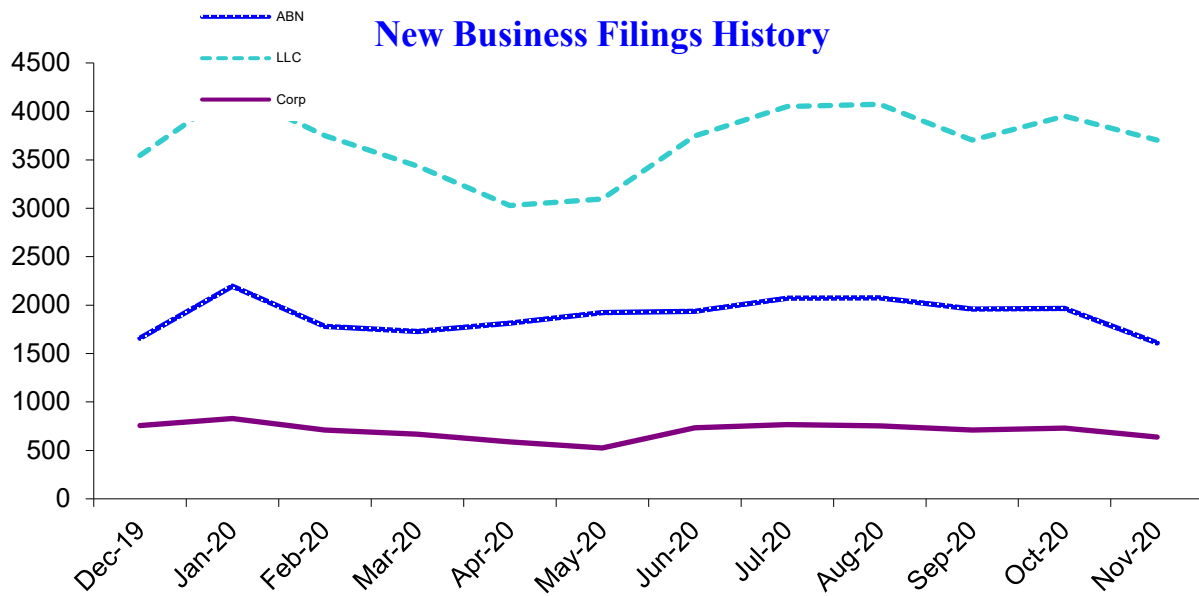


# Business Report

Monthly update from Oregon's Secretary of State Bev Clarno

## New Business Applications

Business Type	Latest Month	Previous Month	12 Months Ago	Change Year Ago
Assumed Business Names	1,610	1,967	1,493	7.8%
Limited Liability Companies	3,704	3,951	3,014	22.9%
New Corporations (Domestic & Foreign: Business, Nonprofit, Professional)	638	729	688	-7.3%
<b>Business Registry Total</b>	<b>5,952</b>	<b>6,647</b>	<b>5,195</b>	<b>14.6%</b>



## Active Business Filings

Business Type	Latest Month	Previous Month	12 Months Ago	Change Year Ago
Assumed Business Names	128,207	128,190	127,503	0.6%
Limited Liability Companies	230,593	228,395	215,326	7.1%
Oregon Corporations	115,949	116,035	116,779	-0.7%
Other	2,837	2,836	2,897	-2.1%
<b>Business Registry Total</b>	<b>477,586</b>	<b>475,456</b>	<b>462,505</b>	<b>3.3%</b>



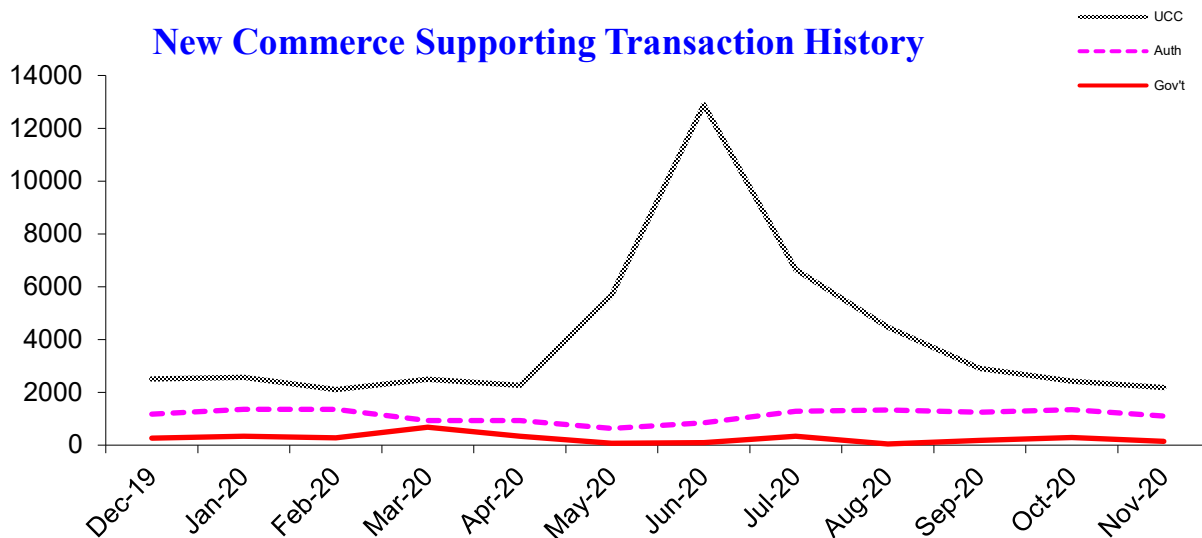
# UCC & Notary Report

Monthly update from Oregon's Secretary of State Bev Clarno

## New Commerce Supporting Transactions

Filing Transaction Type	Latest Month	Previous Month	12 Months Ago	Change Year Ago
Uniform Commercial Code	2,178	2,424	2,022	7.7%
Agricultural Liens (EFS, ASL, Grain, Ag produce)	39	45	57	-31.6%
Government Liens (IRS, Revenue, Employment)	145	293	321	-54.8%
<b>Secured Transactions</b>	<b>2,362</b>	<b>2,762</b>	<b>2,400</b>	<b>-1.6%</b>
<b>Notary Authentications for International Use</b>	1,099	1,348	1,230	-10.7%

## New Commerce Supporting Transaction History



## Active Filings

Filing Transaction Type	Latest Month	Previous Month	12 Months Ago	Change Year Ago
Uniform Commercial Code	171,990	171,699	150,890	14.0%
Agricultural Liens (EFS, ASL, Grain, Ag produce)	4,068	4,077	4,098	-0.7%
Government Liens (IRS, Revenue, Employment)	17,236	17,294	19,413	-11.2%
<b>Secured Transactions</b>	<b>193,294</b>	<b>193,070</b>	<b>174,401</b>	<b>10.8%</b>
<b>Commissioned Notaries Public</b>	39,144	39,145	39,441	-0.8%
Active RON Notaries	131	124	--	--
Active IPEN Notaries	21	39	--	--

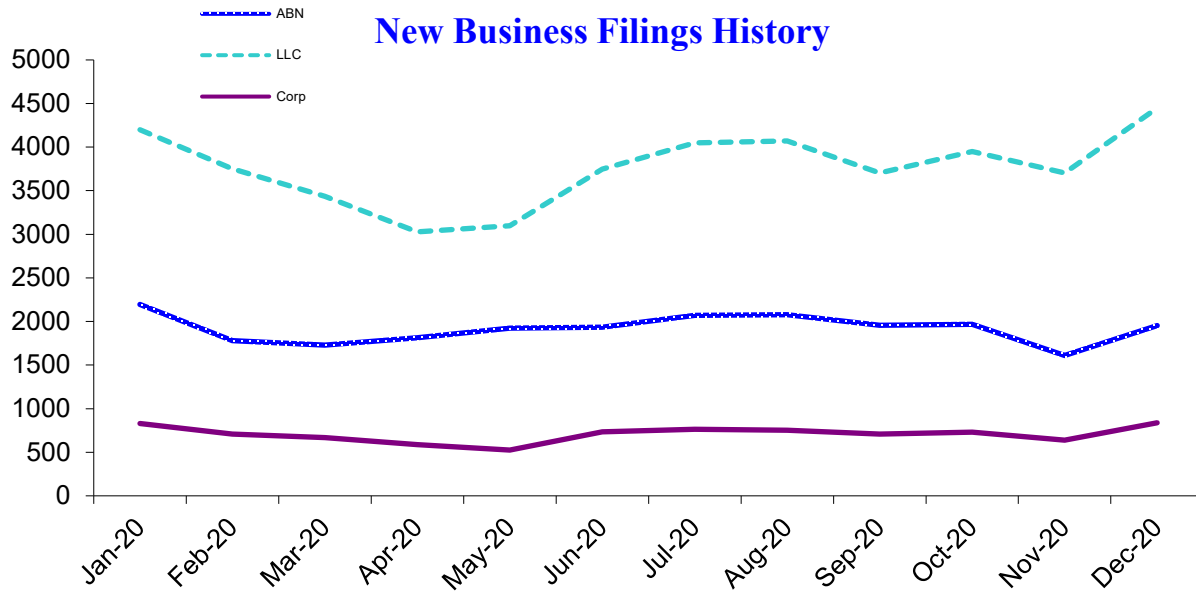


# Business Report

Monthly update from Oregon's Secretary of State Bev Clarno

## New Business Applications

Business Type	Latest Month	Previous Month	12 Months Ago	Change Year Ago
Assumed Business Names	1,951	1,610	1,659	17.6%
Limited Liability Companies	4,448	3,704	3,545	25.5%
New Corporations (Domestic & Foreign: Business, Nonprofit, Professional)	838	638	758	10.6%
<b>Business Registry Total</b>	<b>7,237</b>	<b>5,952</b>	<b>5,962</b>	<b>21.4%</b>



## Active Business Filings

Business Type	Latest Month	Previous Month	12 Months Ago	Change Year Ago
Assumed Business Names	128,349	128,207	127,614	0.6%
Limited Liability Companies	232,754	230,593	216,611	7.5%
Oregon Corporations	115,975	115,949	115,820	0.1%
Other	2,804	2,837	2,892	-3.0%
<b>Business Registry Total</b>	<b>479,882</b>	<b>477,586</b>	<b>462,937</b>	<b>3.7%</b>



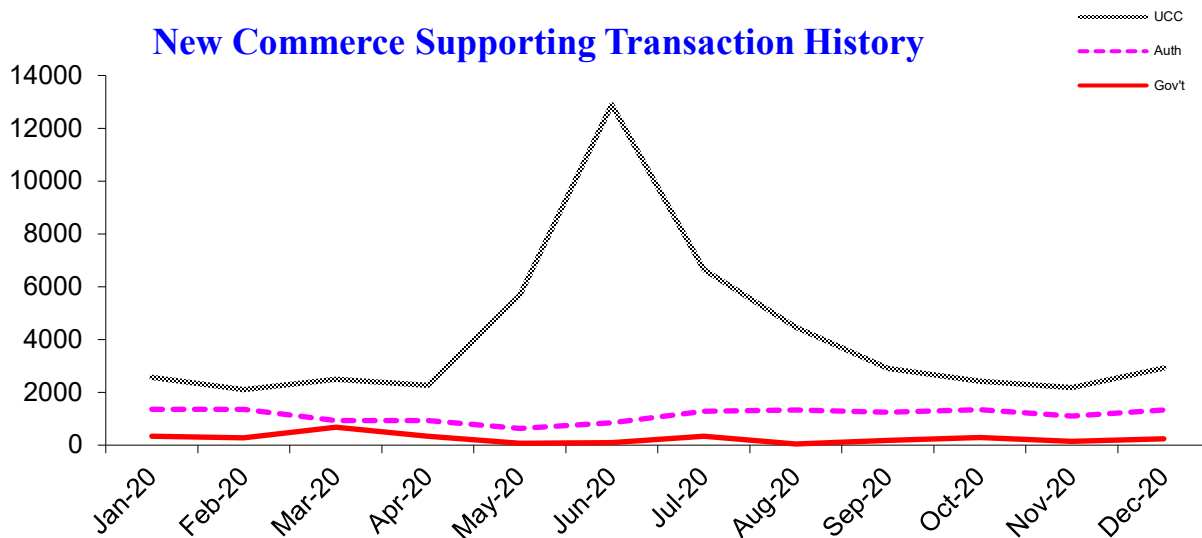
# UCC & Notary Report

Monthly update from Oregon's Secretary of State Bev Clarno

## New Commerce Supporting Transactions

Filing Transaction Type	Latest Month	Previous Month	12 Months Ago	Change Year Ago
Uniform Commercial Code	2,915	2,178	2,508	16.2%
Agricultural Liens (EFS, ASL, Grain, Ag produce)	58	39	92	-37.0%
Government Liens (IRS, Revenue, Employment)	240	145	263	-8.7%
<b>Secured Transactions</b>	<b>3,213</b>	<b>2,362</b>	<b>2,863</b>	<b>12.2%</b>
<b>Notary Authentications for International Use</b>	1,336	1,099	1,171	14.1%

## New Commerce Supporting Transaction History



## Active Filings

Filing Transaction Type	Latest Month	Previous Month	12 Months Ago	Change Year Ago
Uniform Commercial Code	172,544	171,990	151,199	14.1%
Agricultural Liens (EFS, ASL, Grain, Ag produce)	4,026	4,068	4,103	-1.9%
Government Liens (IRS, Revenue, Employment)	17,062	17,236	19,197	-11.1%
<b>Secured Transactions</b>	<b>193,632</b>	<b>193,294</b>	<b>174,499</b>	<b>11.0%</b>
<b>Commissioned Notaries Public</b>	39,143	39,144	39,593	-1.1%
Active RON Notaries	131	124	--	--
Active IPEN Notaries	21	39	--	--