

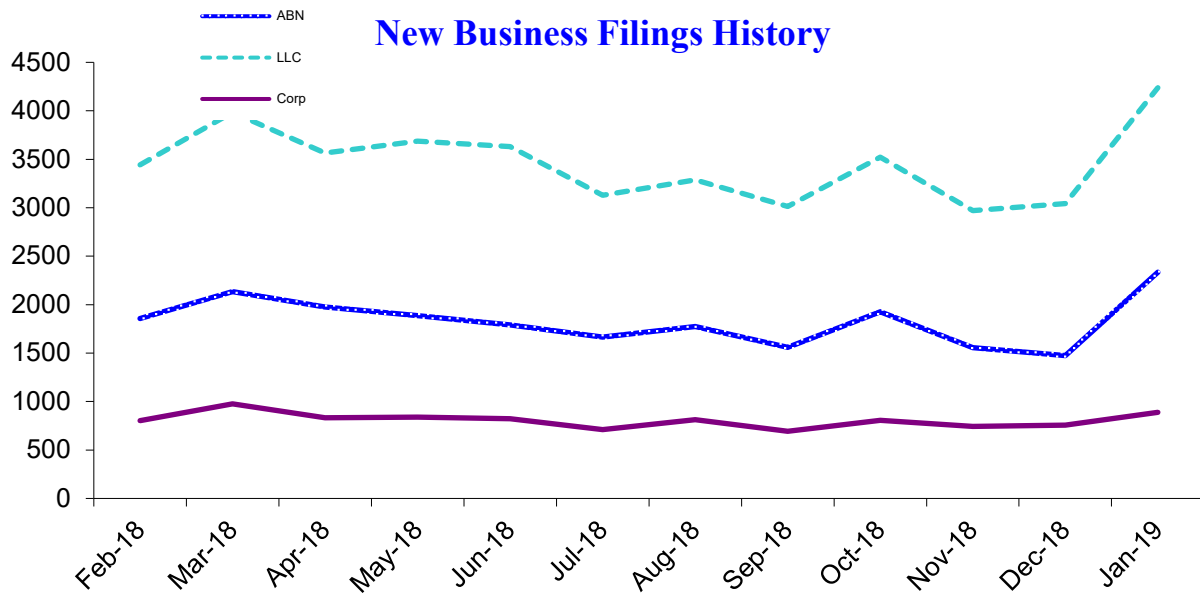


Business Report

Monthly update from Oregon's Secretary of State Dennis Richardson

New Business Applications

Business Type	Latest Month	Previous Month	12 Months Ago	Change Year Ago
Assumed Business Names	2,334	1,474	2,197	6.2%
Limited Liability Companies	4,238	3,044	4,110	3.1%
New Corporations (Domestic & Foreign: Business, Nonprofit, Professional)	890	758	990	-10.1%
Business Registry Total	7,462	5,276	7,297	2.3%



Active Business Filings

Business Type	Latest Month	Previous Month	12 Months Ago	Change Year Ago
Assumed Business Names	128,549	128,011	126,887	1.3%
Limited Liability Companies	204,522	202,980	191,408	6.9%
Oregon Corporations	117,149	117,144	116,832	0.3%
Other	2,954	2,957	2,966	-0.4%
Business Registry Total	453,174	451,092	438,093	3.4%

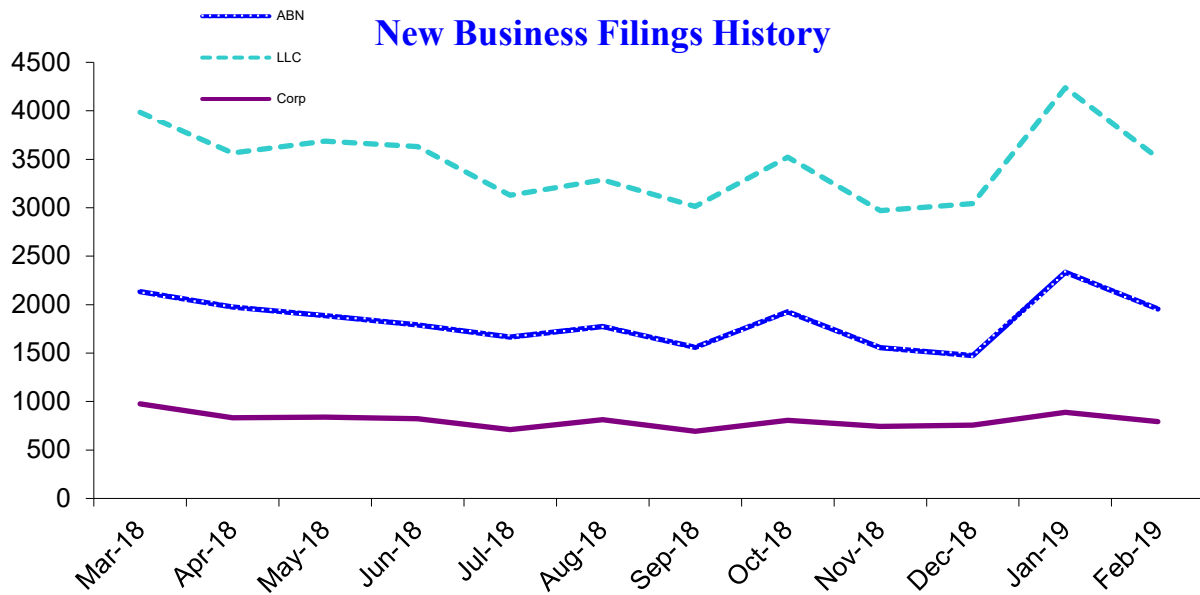


Business Report

Monthly update from Oregon's Secretary of State Dennis Richardson

New Business Applications

Business Type	Latest Month	Previous Month	12 Months Ago	Change Year Ago
Assumed Business Names	1,956	2,334	1,858	5.3%
Limited Liability Companies	3,515	4,238	3,443	2.1%
New Corporations (Domestic & Foreign: Business, Nonprofit, Professional)	792	890	802	-1.2%
Business Registry Total	6,263	7,462	6,103	2.6%



Active Business Filings

Business Type	Latest Month	Previous Month	12 Months Ago	Change Year Ago
Assumed Business Names	129,103	128,549	126,323	2.2%
Limited Liability Companies	206,194	204,522	192,562	7.1%
Oregon Corporations	117,166	117,149	116,606	0.5%
Other	2,948	2,954	2,967	-0.6%
Business Registry Total	455,411	453,174	438,458	3.9%

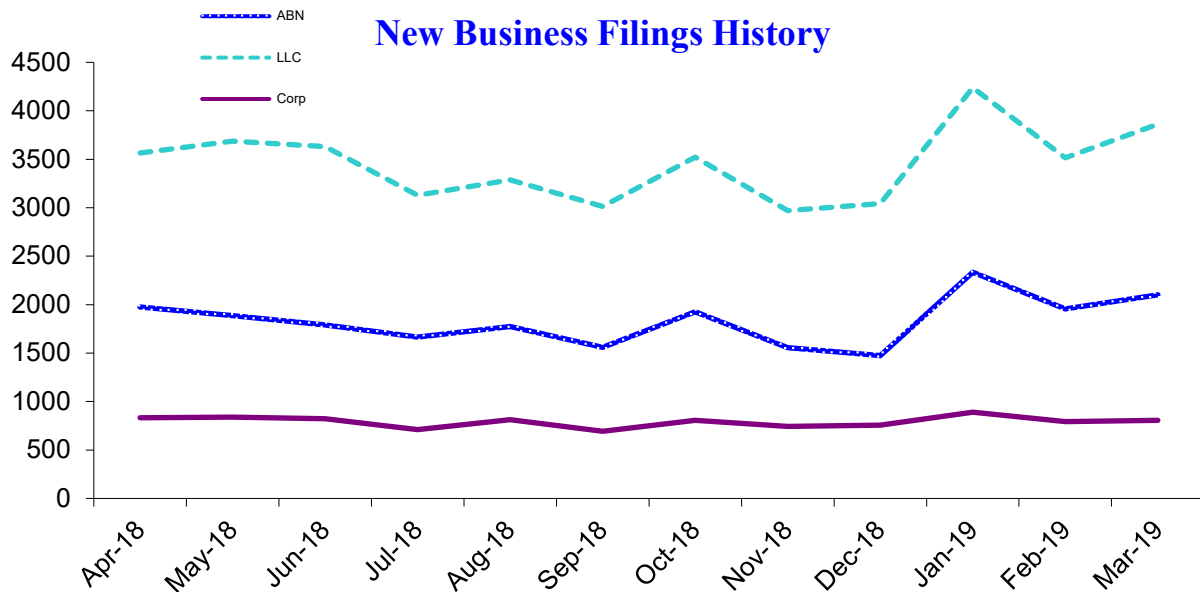


Business Report

Monthly update from Oregon's Secretary of State Dennis Richardson

New Business Applications

Business Type	Latest Month	Previous Month	12 Months Ago	Change Year Ago
Assumed Business Names	2,100	1,956	2,135	-1.6%
Limited Liability Companies	3,861	3,515	3,984	-3.1%
New Corporations (Domestic & Foreign: Business, Nonprofit, Professional)	806	792	976	-17.4%
Business Registry Total	6,767	6,263	7,095	-4.6%



Active Business Filings

Business Type	Latest Month	Previous Month	12 Months Ago	Change Year Ago
Assumed Business Names	129,265	129,103	126,357	2.3%
Limited Liability Companies	207,622	206,194	194,506	6.7%
Oregon Corporations	117,109	117,166	116,815	0.3%
Other	2,940	2,948	2,968	-0.9%
Business Registry Total	456,936	455,411	440,646	3.7%

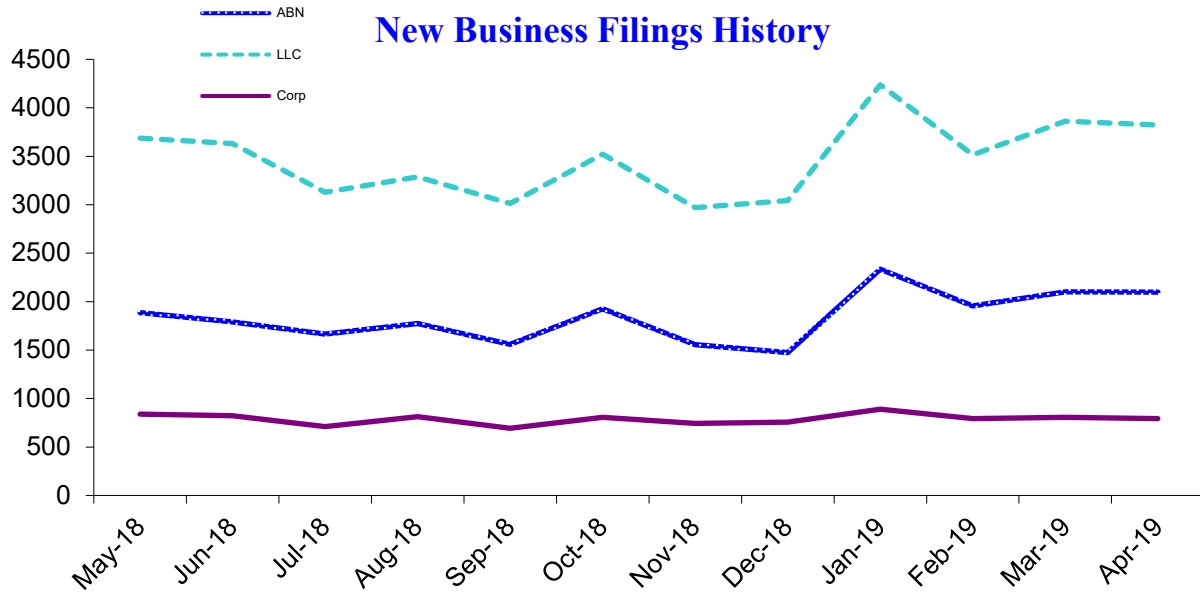


Business Report

Monthly update from Oregon's Secretary of State Bev Clarno

New Business Applications

Business Type	Latest Month	Previous Month	12 Months Ago	Change Year Ago
Assumed Business Names	2,097	2,100	1,975	6.2%
Limited Liability Companies	3,821	3,861	3,565	7.2%
New Corporations (Domestic & Foreign: Business, Nonprofit, Professional)	792	806	832	-4.8%
Business Registry Total	6,710	6,767	6,372	5.3%



Active Business Filings

Business Type	Latest Month	Previous Month	12 Months Ago	Change Year Ago
Assumed Business Names	129,350	129,265	126,238	2.5%
Limited Liability Companies	209,167	207,622	195,863	6.8%
Oregon Corporations	117,189	117,109	116,941	0.2%
Other	2,940	2,940	2,970	-1.0%
Business Registry Total	458,646	456,936	442,012	3.8%

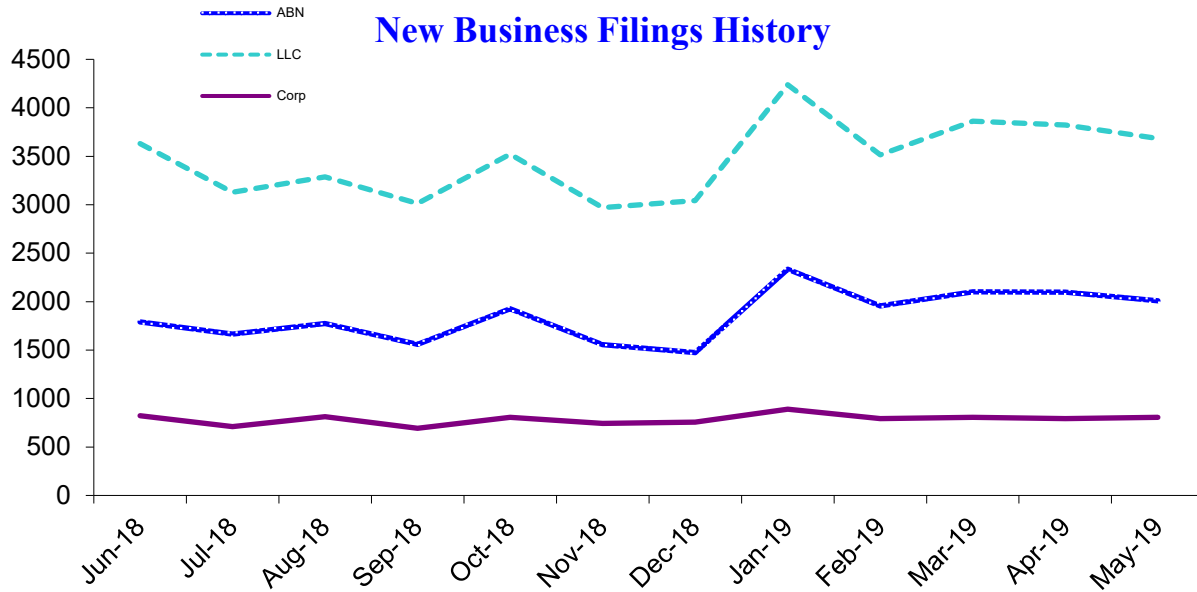


Business Report

Monthly update from Oregon's Secretary of State Bev Clarno

New Business Applications

Business Type	Latest Month	Previous Month	12 Months Ago	Change Year Ago
Assumed Business Names	2,007	2,097	1,886	6.4%
Limited Liability Companies	3,682	3,821	3,687	-0.1%
New Corporations (Domestic & Foreign: Business, Nonprofit, Professional)	806	792	838	-3.8%
Business Registry Total	6,495	6,710	6,411	1.3%



Active Business Filings

Business Type	Latest Month	Previous Month	12 Months Ago	Change Year Ago
Assumed Business Names	128,642	129,350	125,741	2.3%
Limited Liability Companies	209,643	209,167	196,322	6.8%
Oregon Corporations	117,495	117,189	116,745	0.6%
Other	2,938	2,940	2,965	-0.9%
Business Registry Total	458,718	458,646	441,773	3.8%

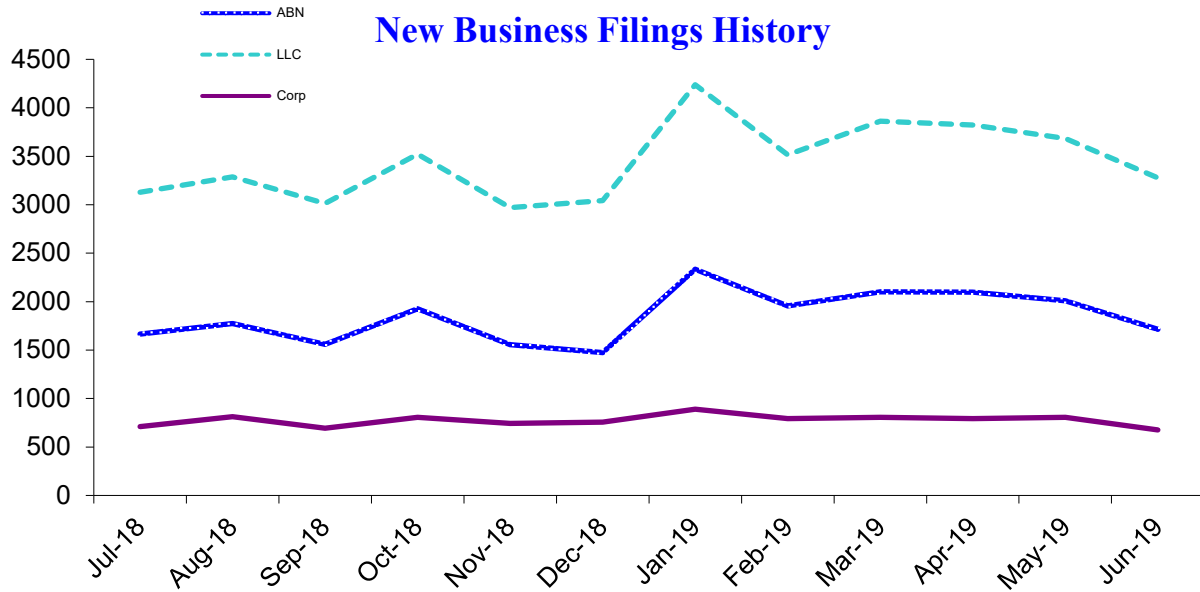


Business Report

Monthly update from Oregon's Secretary of State Bev Clarno

New Business Applications

Business Type	Latest Month	Previous Month	12 Months Ago	Change Year Ago
Assumed Business Names	1,716	2,007	1,791	-4.2%
Limited Liability Companies	3,276	3,682	3,630	-9.8%
New Corporations (Domestic & Foreign: Business, Nonprofit, Professional)	676	806	824	-18.0%
Business Registry Total	5,668	6,495	6,245	-9.2%



Active Business Filings

Business Type	Latest Month	Previous Month	12 Months Ago	Change Year Ago
Assumed Business Names	128,400	128,642	126,328	1.6%
Limited Liability Companies	210,558	209,643	197,673	6.5%
Oregon Corporations	0	117,495	116,926	-100.0%
Other	2,922	2,938	2,973	-1.7%
Business Registry Total	341,880	458,718	443,900	-23.0%

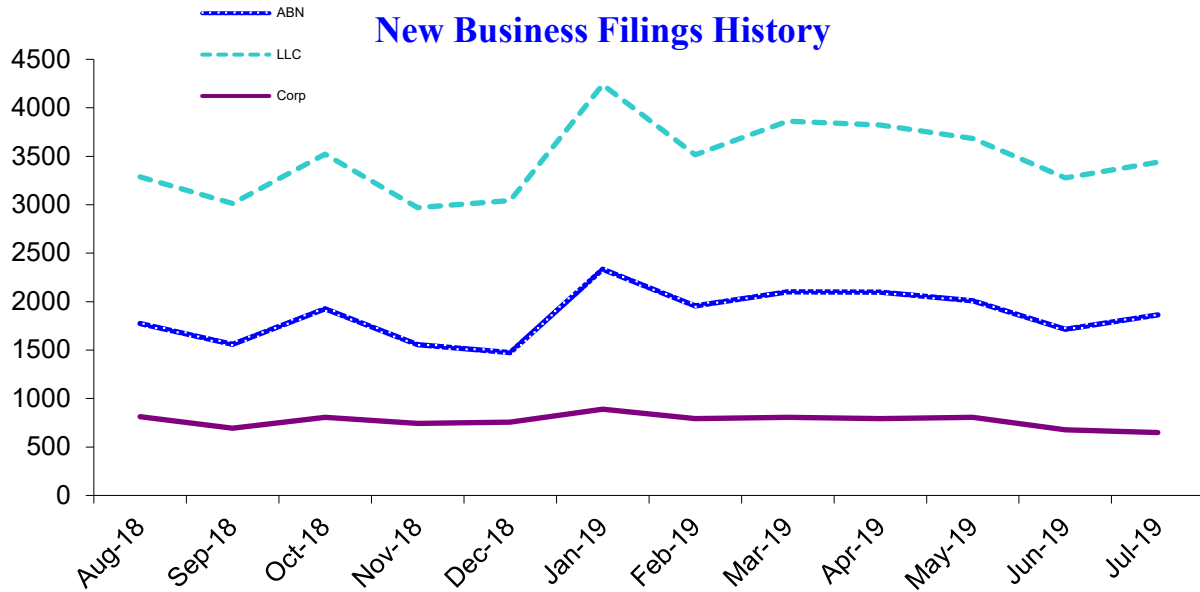


Business Report

Monthly update from Oregon's Secretary of State Bev Clarno

New Business Applications

Business Type	Latest Month	Previous Month	12 Months Ago	Change Year Ago
Assumed Business Names	1,863	1,716	1,666	11.8%
Limited Liability Companies	3,440	3,276	3,129	9.9%
New Corporations (Domestic & Foreign: Business, Nonprofit, Professional)	649	676	711	-8.7%
Business Registry Total	5,952	5,668	5,506	8.1%



Active Business Filings

Business Type	Latest Month	Previous Month	12 Months Ago	Change Year Ago
Assumed Business Names	128,419	128,400	128,194	0.2%
Limited Liability Companies	211,713	210,558	197,761	7.1%
Oregon Corporations	116,903	116,969	116,965	-0.1%
Other	2,922	2,922	2,956	-1.2%
Business Registry Total	459,957	458,849	445,876	3.2%

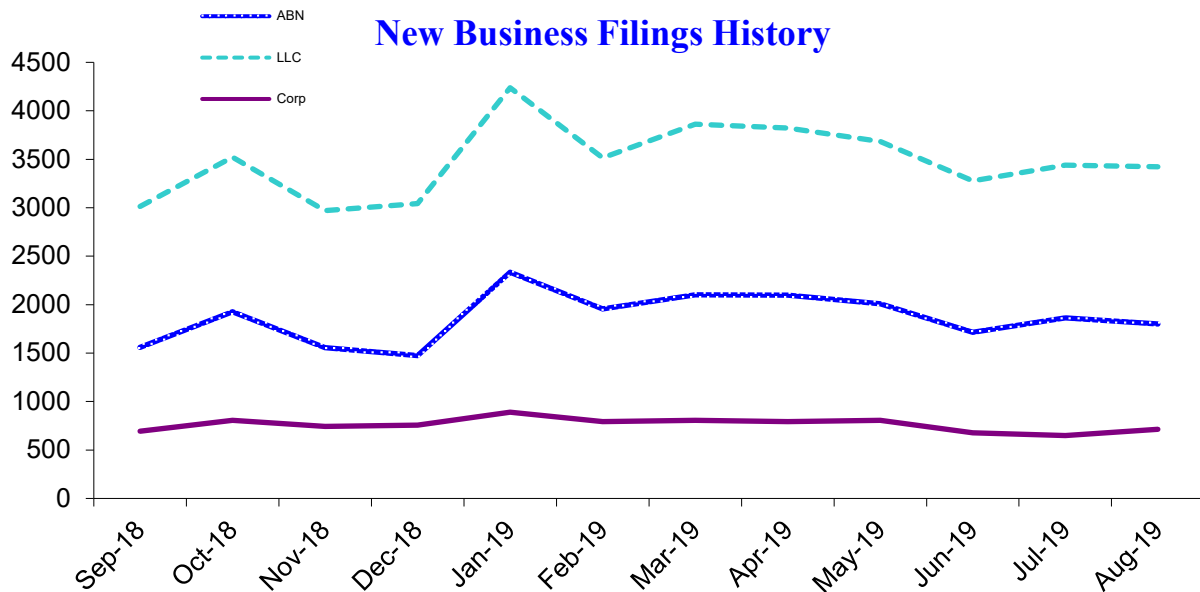


Business Report

Monthly update from Oregon's Secretary of State Bev Clarno

New Business Applications

Business Type	Latest Month	Previous Month	12 Months Ago	Change Year Ago
Assumed Business Names	1,802	1,863	1,775	1.5%
Limited Liability Companies	3,424	3,440	3,287	4.2%
New Corporations (Domestic & Foreign: Business, Nonprofit, Professional)	715	649	814	-12.2%
Business Registry Total	5,941	5,952	5,876	1.1%



Active Business Filings

Business Type	Latest Month	Previous Month	12 Months Ago	Change Year Ago
Assumed Business Names	128,136	128,419	128,436	-0.2%
Limited Liability Companies	212,107	211,713	199,406	6.4%
Oregon Corporations	116,671	116,903	116,882	-0.2%
Other	2,918	2,922	2,962	-1.5%
Business Registry Total	459,832	459,957	447,686	2.7%

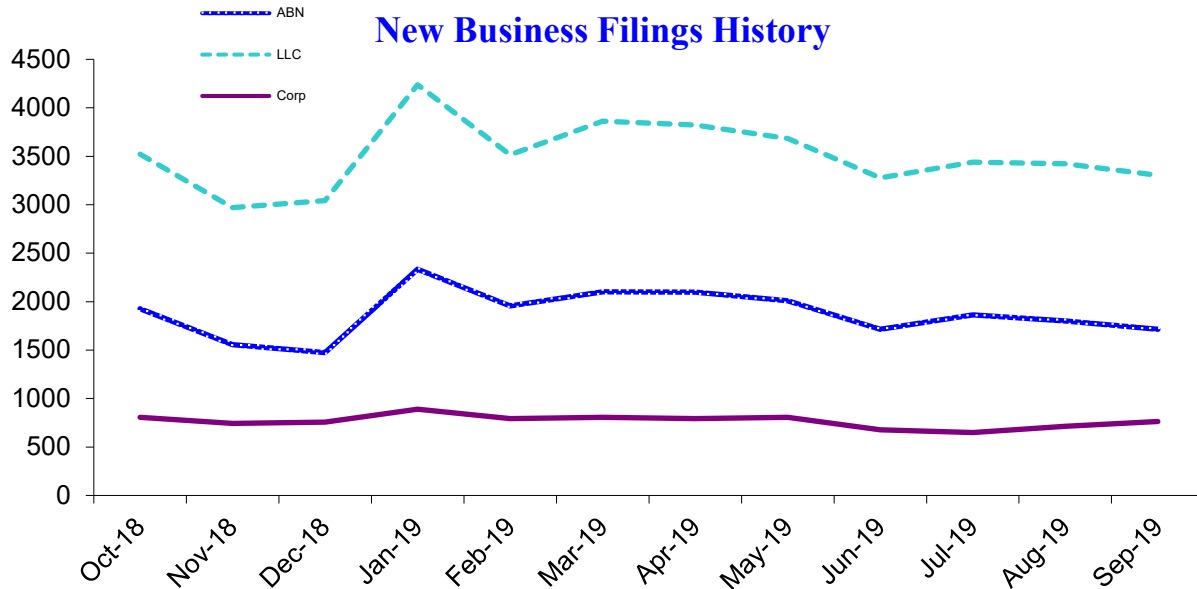


Business Report

Monthly update from Oregon's Secretary of State Bev Clarno

New Business Applications

Business Type	Latest Month	Previous Month	12 Months Ago	Change Year Ago
Assumed Business Names	1,715	1,802	1,558	10.1%
Limited Liability Companies	3,303	3,424	3,014	9.6%
New Corporations (Domestic & Foreign: Business, Nonprofit, Professional)	762	715	693	10.0%
Business Registry Total	5,780	5,941	5,265	9.8%



Active Business Filings

Business Type	Latest Month	Previous Month	12 Months Ago	Change Year Ago
Assumed Business Names	128,143	128,136	128,424	-0.2%
Limited Liability Companies	213,362	212,107	200,340	6.5%
Oregon Corporations	116,843	116,671	116,954	-0.1%
Other	2,920	2,918	2,967	-1.6%
Business Registry Total	461,268	459,832	448,685	2.8%

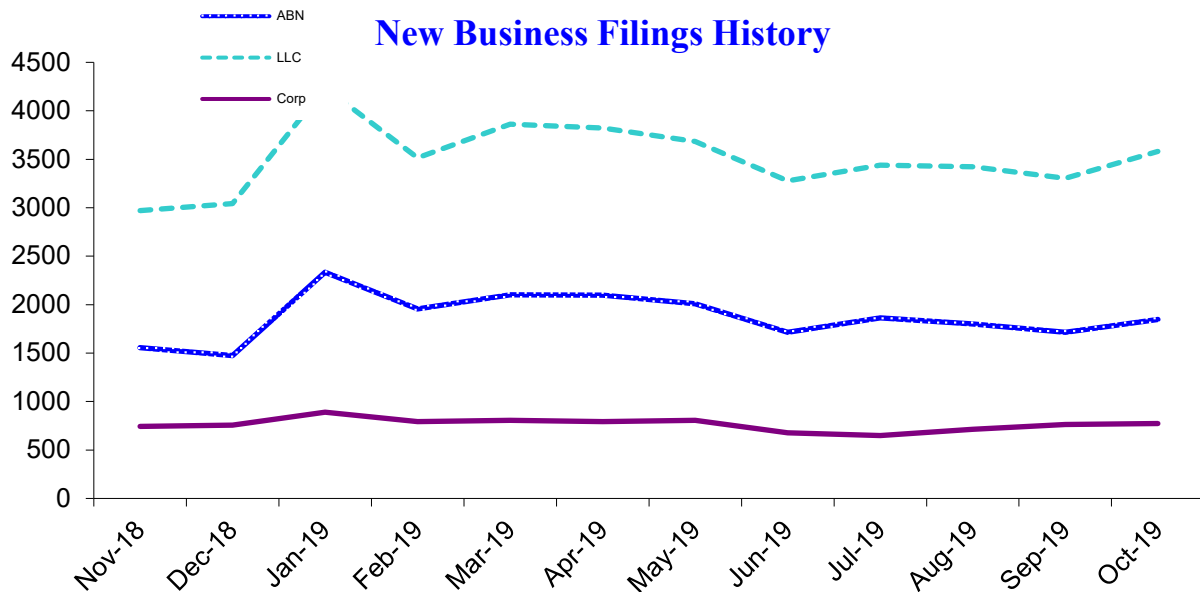


Business Report

Monthly update from Oregon's Secretary of State Bev Clarno

New Business Applications

Business Type	Latest Month	Previous Month	12 Months Ago	Change Year Ago
Assumed Business Names	1,848	1,715	1,926	-4.0%
Limited Liability Companies	3,581	3,303	3,522	1.7%
New Corporations (Domestic & Foreign: Business, Nonprofit, Professional)	773	762	807	-4.2%
Business Registry Total	6,202	5,780	6,255	-0.8%



Active Business Filings

Business Type	Latest Month	Previous Month	12 Months Ago	Change Year Ago
Assumed Business Names	128,419	128,143	128,798	-0.3%
Limited Liability Companies	211,713	213,362	201,801	4.9%
Oregon Corporations	116,903	116,843	117,205	-0.3%
Other	2,922	2,920	2,964	-1.4%
Business Registry Total	459,957	461,268	450,768	2.0%

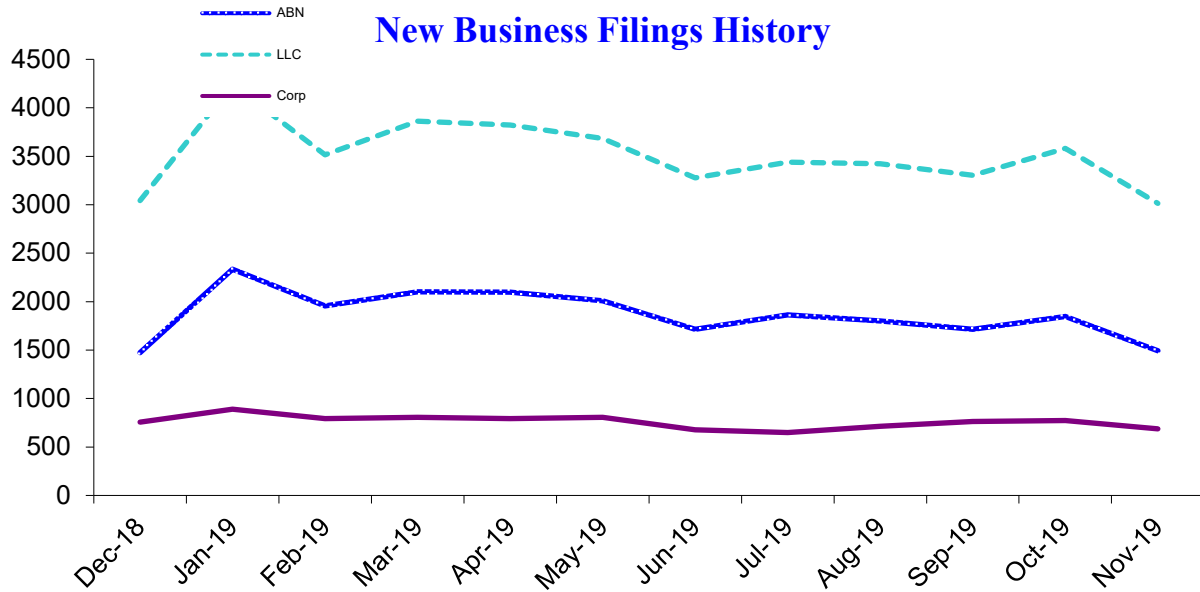


Business Report

Monthly update from Oregon's Secretary of State Bev Clarno

New Business Applications

Business Type	Latest Month	Previous Month	12 Months Ago	Change Year Ago
Assumed Business Names	1,493	1,848	1,555	-4.0%
Limited Liability Companies	3,014	3,581	2,970	1.5%
New Corporations (Domestic & Foreign: Business, Nonprofit, Professional)	688	773	744	-7.5%
Business Registry Total	5,195	6,202	5,269	-1.4%



Active Business Filings

Business Type	Latest Month	Previous Month	12 Months Ago	Change Year Ago
Assumed Business Names	127,503	128,419	128,220	-0.6%
Limited Liability Companies	215,326	211,713	202,035	6.6%
Oregon Corporations	116,779	116,903	117,104	-0.3%
Other	2,897	2,922	2,963	-2.2%
Business Registry Total	462,505	459,957	450,322	2.7%

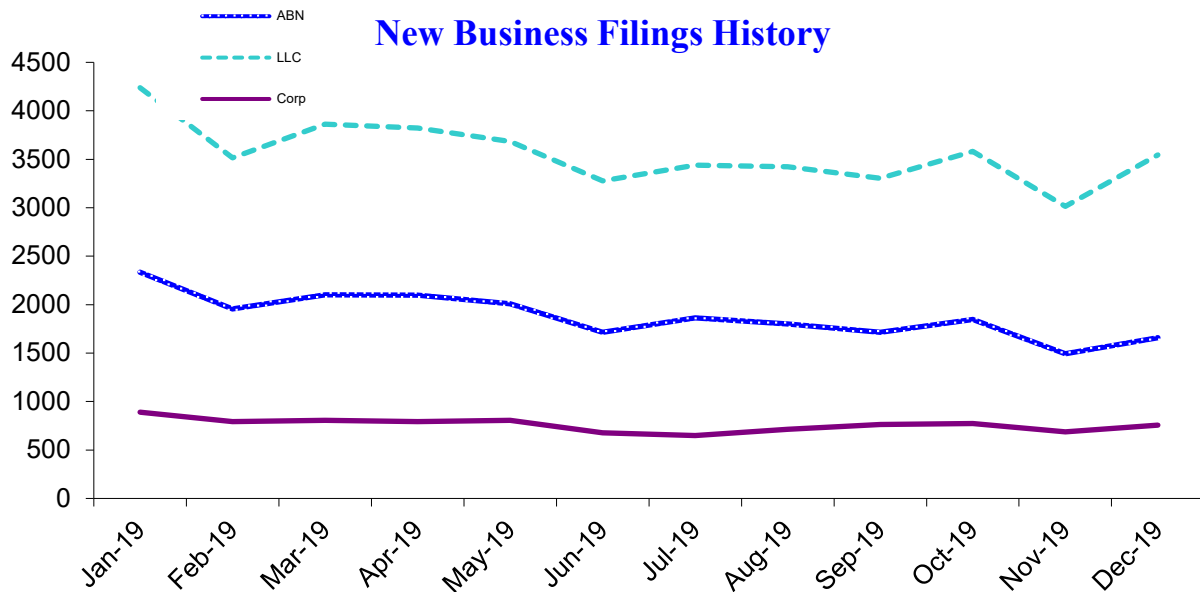


Business Report

Monthly update from Oregon's Secretary of State Bev Clarno

New Business Applications

Business Type	Latest Month	Previous Month	12 Months Ago	Change Year Ago
Assumed Business Names	1,659	1,493	1,474	12.6%
Limited Liability Companies	3,545	3,014	3,044	16.5%
New Corporations (Domestic & Foreign: Business, Nonprofit, Professional)	758	688	758	0.0%
Business Registry Total	5,962	5,195	5,276	13.0%



Active Business Filings

Business Type	Latest Month	Previous Month	12 Months Ago	Change Year Ago
Assumed Business Names	127,614	127,503	128,011	-0.3%
Limited Liability Companies	216,611	215,326	202,980	6.7%
Oregon Corporations	115,820	116,779	117,144	-1.1%
Other	2,892	2,897	2,957	-2.2%
Business Registry Total	462,937	462,505	451,092	2.6%