



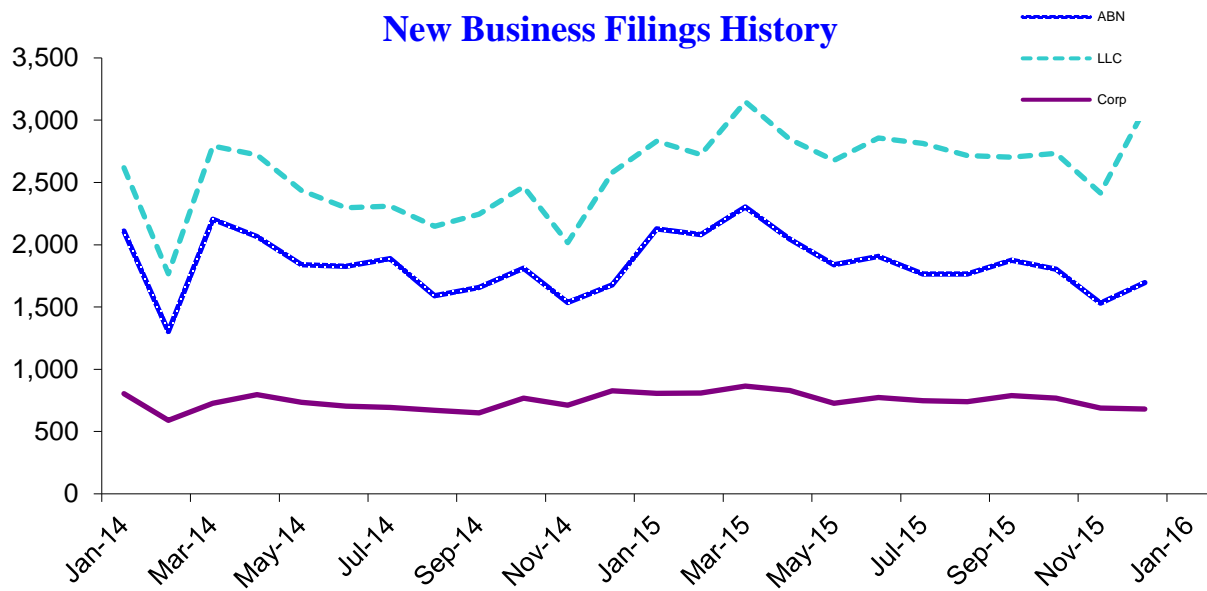
Business Report

Monthly update from Oregon's Secretary of State Jeanne Atkins

New Business Applications

Business Type	Latest Month	Previous Month	12 Months Ago	Change Year Ago
Assumed Business Names	1,976	1,697	2,128	-7.1%
Limited Liability Companies	3,106	3,093	2,831	9.7%
New Corporations (Domestic & Foreign: Business, Nonprofit, Professional)	877	681	806	8.8%
Business Registry Total	5,959	5,471	5,765	3.4%

New Business Filings History



Active Business Filings

Business Type	Latest Month	Previous Month	12 Months Ago	Change Year Ago
Assumed Business Names	129,320	126,734	129,648	-0.3%
Limited Liability Companies	161,253	158,995	146,492	10.1%
Oregon Corporations	115,345	114,997	114,367	0.9%
Other	5,245	5,344	5,591	-6.2%
Business Registry Total	411,163	406,070	396,098	3.8%

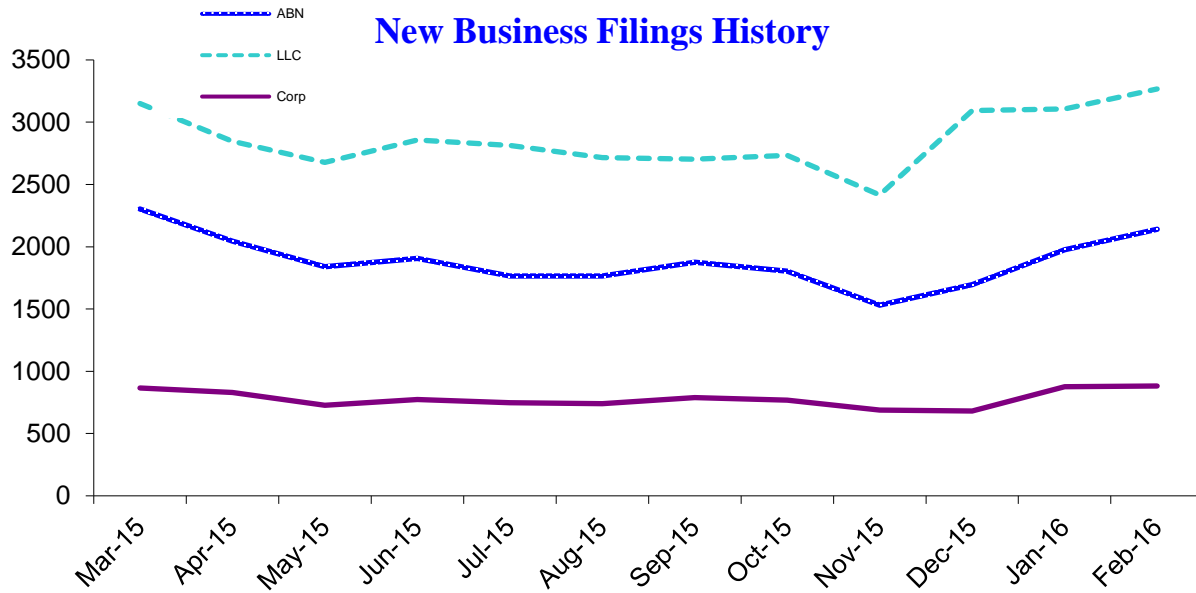


Business Report

Monthly update from Oregon's Secretary of State Jeanne Atkins

New Business Applications

Business Type	Latest Month	Previous Month	12 Months Ago	Change Year Ago
Assumed Business Names	2,141	1,976	2,081	2.9%
Limited Liability Companies	3,267	3,106	2,723	20.0%
New Corporations (Domestic & Foreign: Business, Nonprofit, Professional)	882	877	810	8.9%
Business Registry Total	6,290	5,959	5,614	12.0%



Active Business Filings

Business Type	Latest Month	Previous Month	12 Months Ago	Change Year Ago
Assumed Business Names	128,734	128,734	129,648	-0.7%
Limited Liability Companies	158,895	158,895	146,492	8.5%
Oregon Corporations	114,997	114,997	114,367	0.6%
Other	3,076	2,944	3,138	-2.0%
Business Registry Total	405,702	405,570	393,645	3.1%

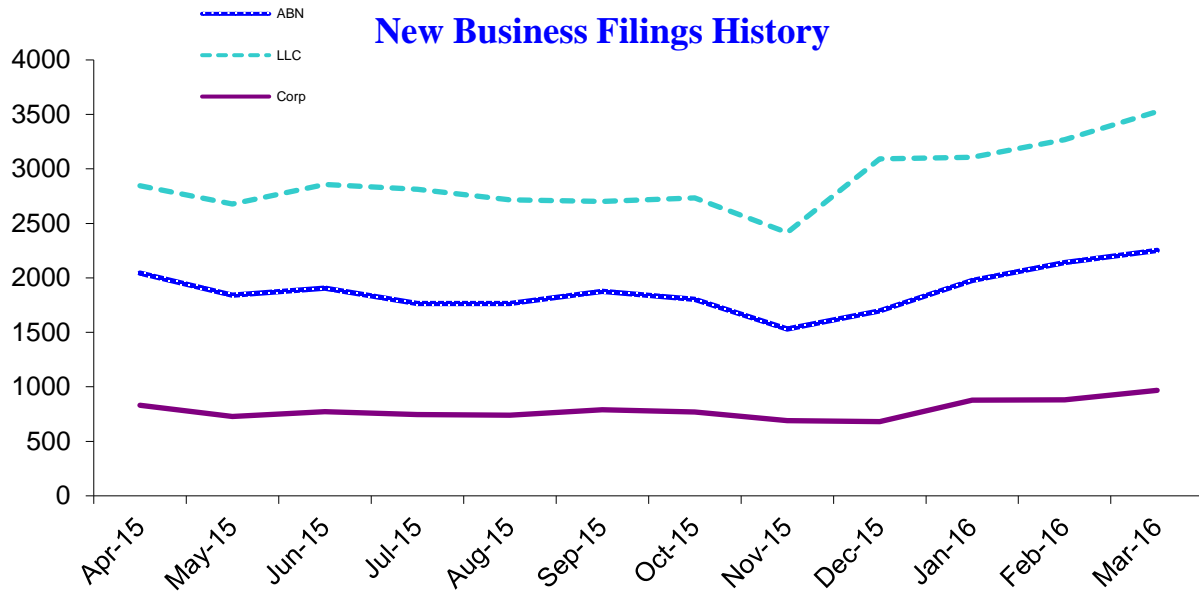


Business Report

Monthly update from Oregon's Secretary of State Jeanne Atkins

New Business Applications

Business Type	Latest Month	Previous Month	12 Months Ago	Change Year Ago
Assumed Business Names	2,252	2,141	2,303	-2.2%
Limited Liability Companies	3,526	3,267	3,149	12.0%
New Corporations (Domestic & Foreign: Business, Nonprofit, Professional)	968	882	865	11.9%
Business Registry Total	6,746	6,290	6,317	6.8%



Active Business Filings

Business Type	Latest Month	Previous Month	12 Months Ago	Change Year Ago
Assumed Business Names	129,560	128,734	129,672	-0.1%
Limited Liability Companies	162,881	158,895	148,026	10.0%
Oregon Corporations	115,433	114,997	114,511	0.8%
Other	3,063	3,076	3,132	-2.2%
Business Registry Total	410,937	405,702	395,341	3.9%

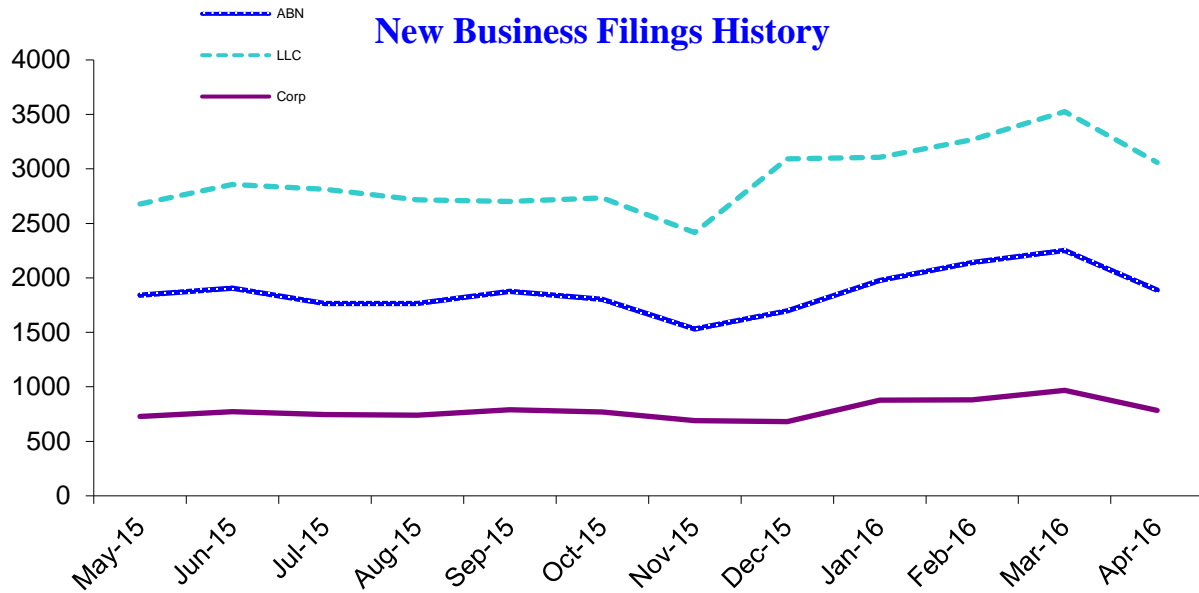


Business Report

Monthly update from Oregon's Secretary of State Jeanne Atkins

New Business Applications

Business Type	Latest Month	Previous Month	12 Months Ago	Change Year Ago
Assumed Business Names	1,887	2,252	2,045	-7.7%
Limited Liability Companies	3,059	3,526	2,846	7.5%
New Corporations (Domestic & Foreign: Business, Nonprofit, Professional)	783	968	831	-5.8%
Business Registry Total	5,729	6,746	5,722	0.1%



Active Business Filings

Business Type	Latest Month	Previous Month	12 Months Ago	Change Year Ago
Assumed Business Names	129,360	129,560	129,991	-0.5%
Limited Liability Companies	164,332	162,881	149,587	9.9%
Oregon Corporations	115,544	115,433	114,689	0.7%
Other	3,054	3,063	3,132	-2.5%
Business Registry Total	412,290	410,937	397,399	3.7%

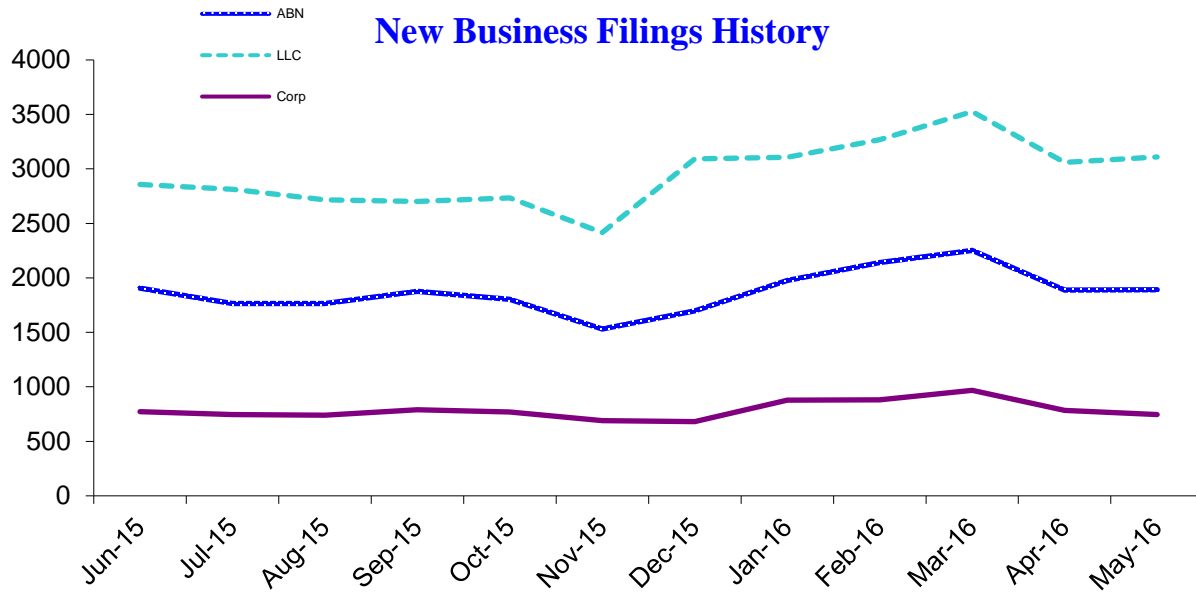


Business Report

Monthly update from Oregon's Secretary of State Jeanne Atkins

New Business Applications

Business Type	Latest Month	Previous Month	12 Months Ago	Change Year Ago
Assumed Business Names	1,892	1,887	1,840	2.8%
Limited Liability Companies	3,109	3,059	2,677	16.1%
New Corporations (Domestic & Foreign: Business, Nonprofit, Professional)	745	783	728	2.3%
Business Registry Total	5,746	5,729	5,245	9.6%



Active Business Filings

Business Type	Latest Month	Previous Month	12 Months Ago	Change Year Ago
Assumed Business Names	129,229	129,360	129,385	-0.1%
Limited Liability Companies	165,906	164,332	150,452	10.3%
Oregon Corporations	115,713	115,544	114,633	0.9%
Other	3,064	3,054	3,131	-2.1%
Business Registry Total	413,912	412,290	397,601	4.1%

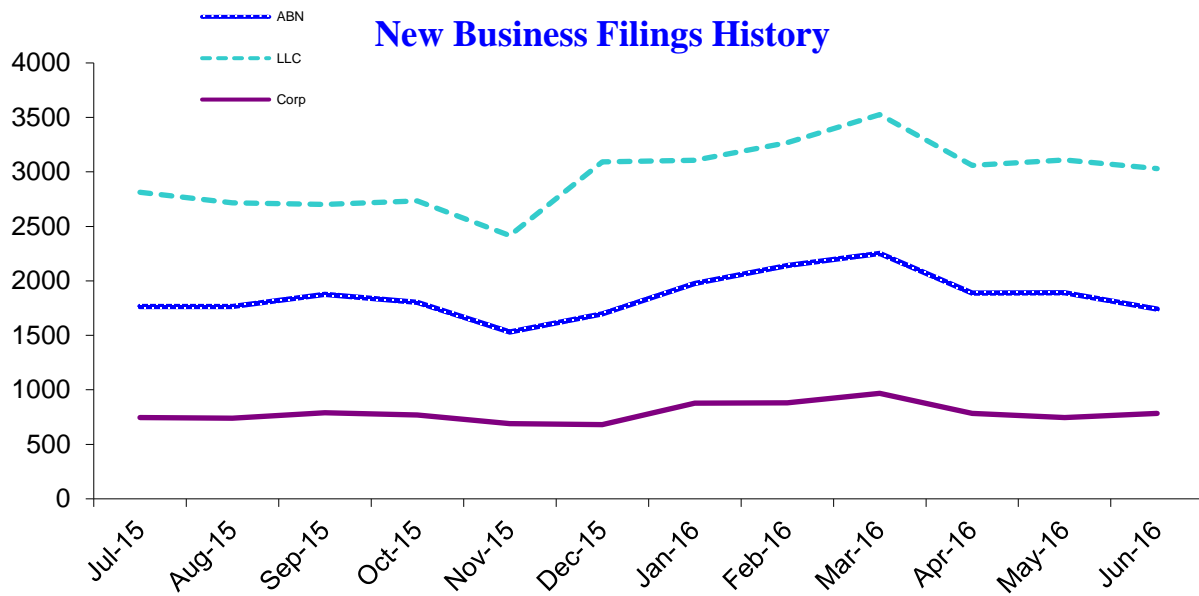


Business Report

Monthly update from Oregon's Secretary of State Jeanne Atkins

New Business Applications

Business Type	Latest Month	Previous Month	12 Months Ago	Change Year Ago
Assumed Business Names	1,741	1,892	1,906	-8.7%
Limited Liability Companies	3,029	3,109	2,856	6.1%
New Corporations (Domestic & Foreign: Business, Nonprofit, Professional)	783	745	773	1.3%
Business Registry Total	5,553	5,746	5,535	0.3%



Active Business Filings

Business Type	Latest Month	Previous Month	12 Months Ago	Change Year Ago
Assumed Business Names	129,257	129,229	129,282	0.0%
Limited Liability Companies	167,088	165,906	151,283	10.4%
Oregon Corporations	115,730	115,713	114,625	1.0%
Other	3,080	3,064	3,124	-1.4%
Business Registry Total	415,155	413,912	398,314	4.2%

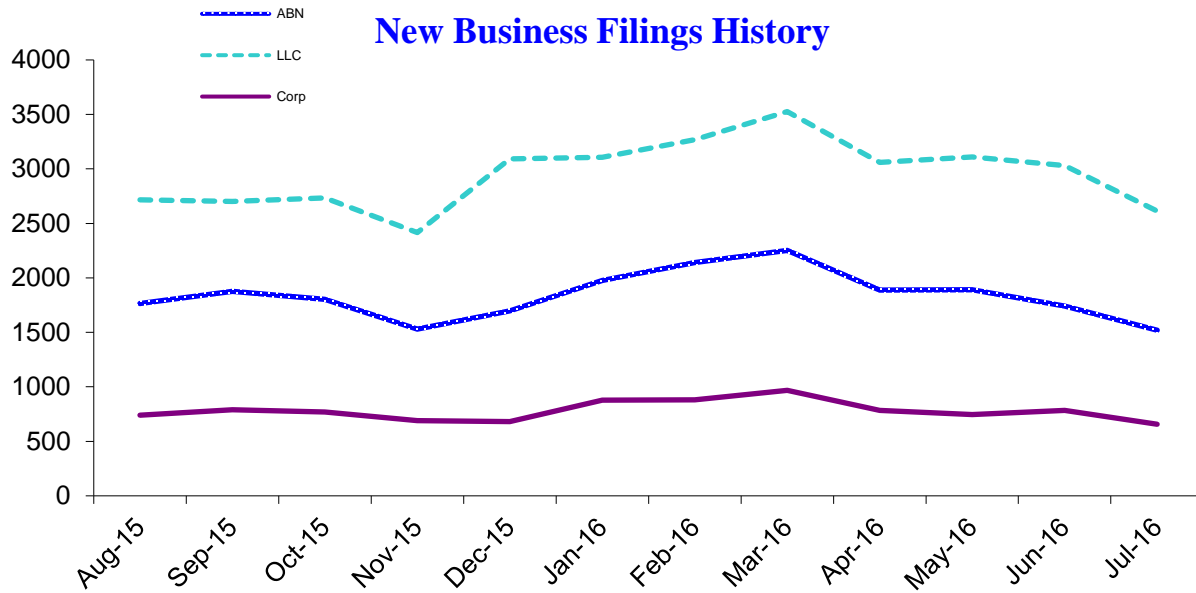


Business Report

Monthly update from Oregon's Secretary of State Jeanne Atkins

New Business Applications

Business Type	Latest Month	Previous Month	12 Months Ago	Change Year Ago
Assumed Business Names	1,520	1,741	1,765	-13.9%
Limited Liability Companies	2,614	3,029	2,813	-7.1%
New Corporations (Domestic & Foreign: Business, Nonprofit, Professional)	657	783	747	-12.0%
Business Registry Total	4,791	5,553	5,325	-10.0%



Active Business Filings

Business Type	Latest Month	Previous Month	12 Months Ago	Change Year Ago
Assumed Business Names	128,463	128,720	129,361	-0.7%
Limited Liability Companies	168,787	167,851	153,680	9.8%
Oregon Corporations	115,663	115,610	114,616	0.9%
Other	3,077	3,077	3,110	-1.1%
Business Registry Total	415,990	415,258	400,767	3.8%

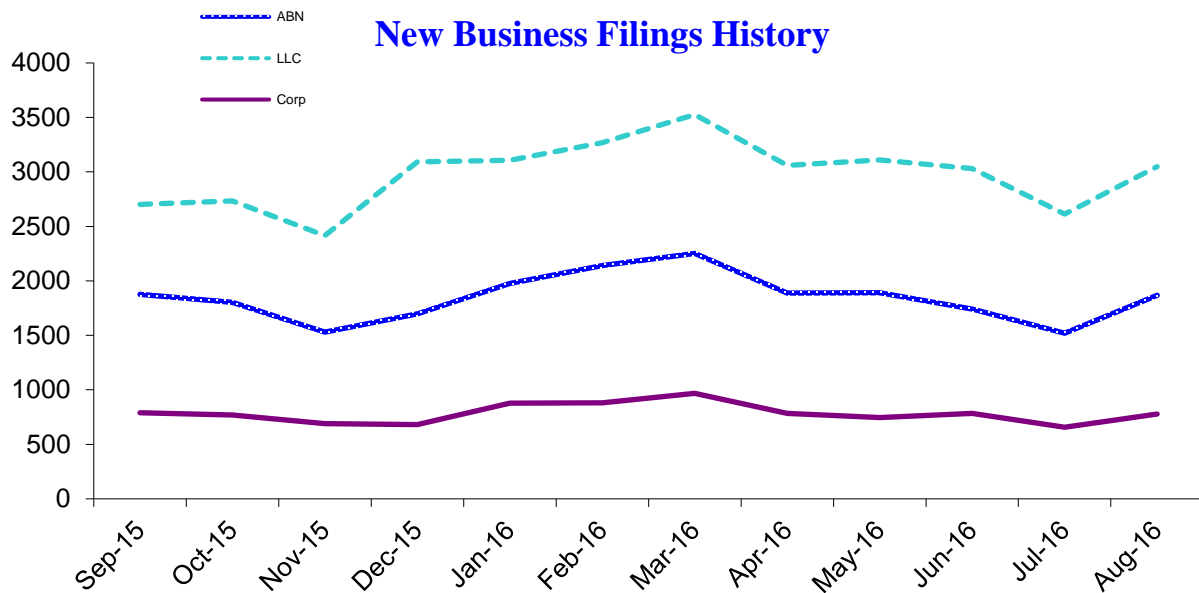


Business Report

Monthly update from Oregon's Secretary of State Jeanne Atkins

New Business Applications

Business Type	Latest Month	Previous Month	12 Months Ago	Change Year Ago
Assumed Business Names	1,868	1,520	1,764	5.9%
Limited Liability Companies	3,047	2,614	2,717	12.1%
New Corporations (Domestic & Foreign: Business, Nonprofit, Professional)	778	657	740	5.1%
Business Registry Total	5,693	4,791	5,221	9.0%



Active Business Filings

Business Type	Latest Month	Previous Month	12 Months Ago	Change Year Ago
Assumed Business Names	128,648	128,463	129,202	-0.4%
Limited Liability Companies	170,204	168,787	154,630	10.1%
Oregon Corporations	115,818	115,663	114,642	1.0%
Other	3,078	3,077	3,106	-0.9%
Business Registry Total	417,748	415,990	401,580	4.0%

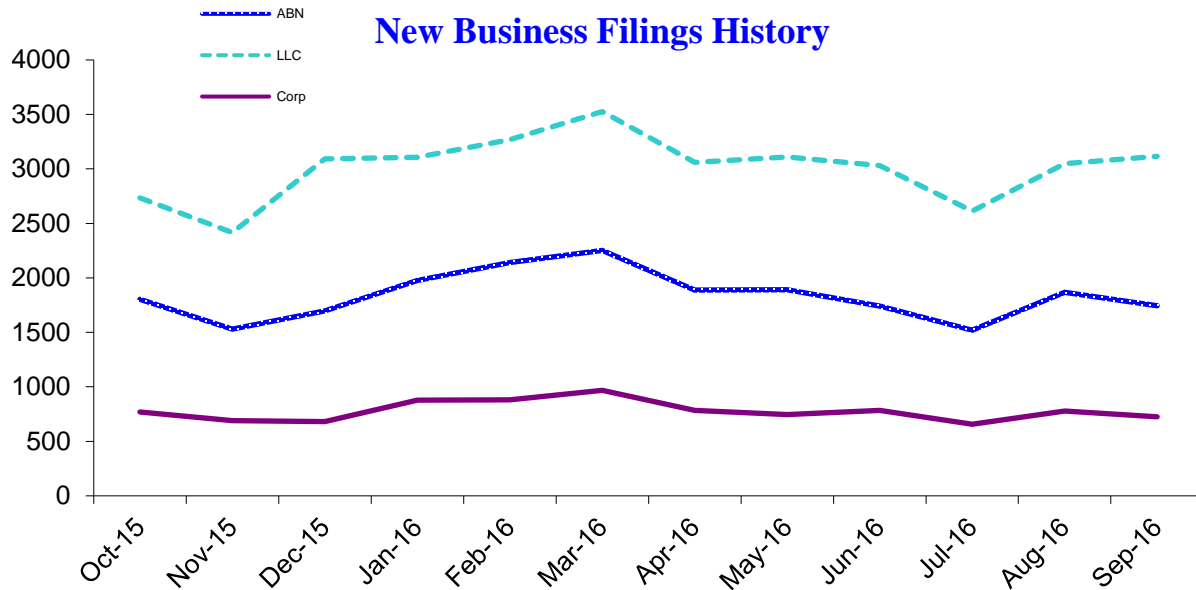


Business Report

Monthly update from Oregon's Secretary of State Jeanne Atkins

New Business Applications

Business Type	Latest Month	Previous Month	12 Months Ago	Change Year Ago
Assumed Business Names	1,745	1,868	1,875	-6.9%
Limited Liability Companies	3,117	3,047	2,703	15.3%
New Corporations (Domestic & Foreign: Business, Nonprofit, Professional)	725	778	790	-8.2%
Business Registry Total	5,587	5,693	5,368	4.1%



Active Business Filings

Business Type	Latest Month	Previous Month	12 Months Ago	Change Year Ago
Assumed Business Names	128,366	128,648	129,390	-0.8%
Limited Liability Companies	171,223	170,204	155,898	9.8%
Oregon Corporations	115,734	115,818	114,887	0.7%
Other	3,062	3,078	3,106	-1.4%
Business Registry Total	418,385	417,748	403,281	3.7%

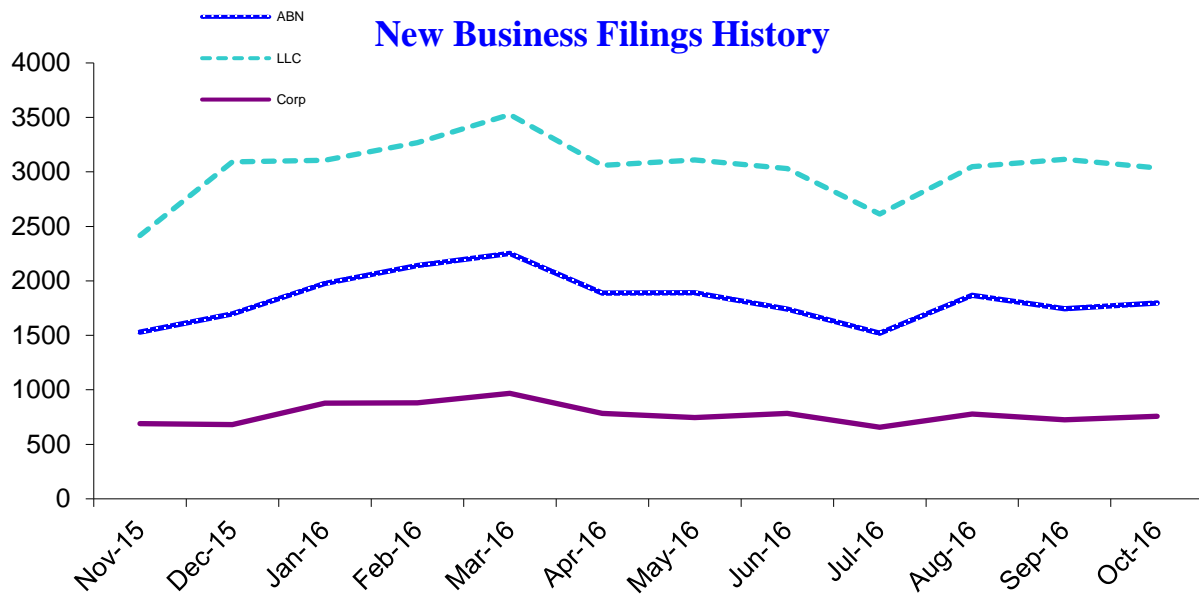


Business Report

Monthly update from Oregon's Secretary of State Jeanne Atkins

New Business Applications

Business Type	Latest Month	Previous Month	12 Months Ago	Change Year Ago
Assumed Business Names	1,798	1,745	1,804	-0.3%
Limited Liability Companies	3,035	3,117	2,734	11.0%
New Corporations (Domestic & Foreign: Business, Nonprofit, Professional)	757	725	768	-1.4%
Business Registry Total	5,590	5,587	5,306	5.4%



Active Business Filings

Business Type	Latest Month	Previous Month	12 Months Ago	Change Year Ago
Assumed Business Names	128,633	128,366	129,134	-0.4%
Limited Liability Companies	172,651	171,223	157,163	9.9%
Oregon Corporations	115,925	115,734	115,013	0.8%
Other	3,063	3,062	3,102	-1.3%
Business Registry Total	420,272	418,385	404,412	3.9%

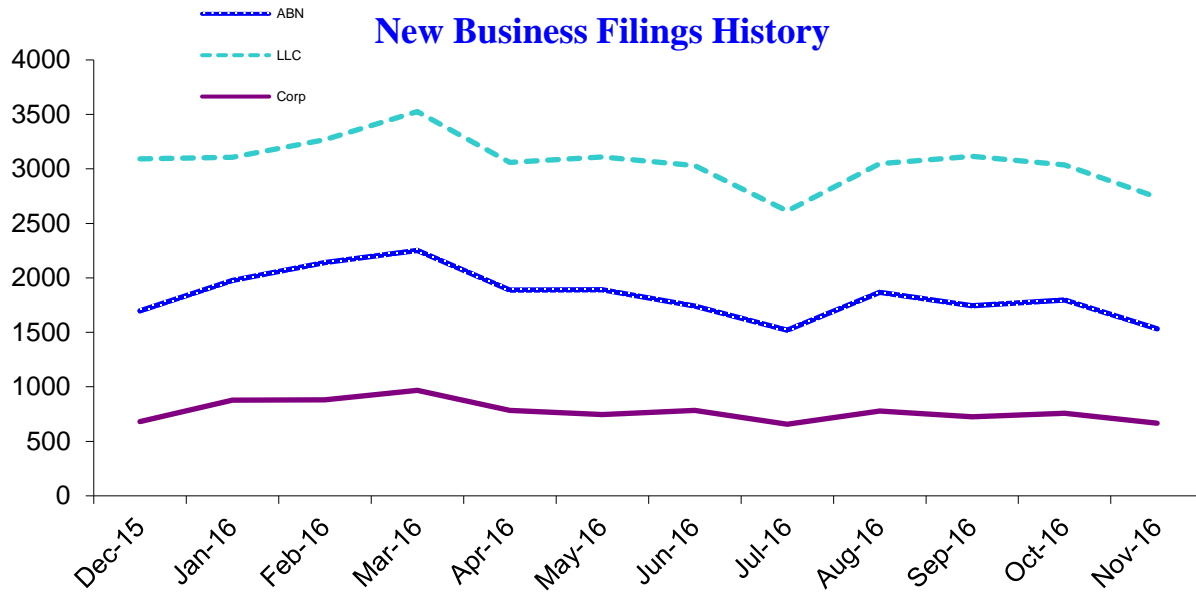


Business Report

Monthly update from Oregon's Secretary of State Jeanne Atkins

New Business Applications

Business Type	Latest Month	Previous Month	12 Months Ago	Change Year Ago
Assumed Business Names	1,532	1,798	1,531	0.1%
Limited Liability Companies	2,741	3,035	2,416	13.5%
New Corporations (Domestic & Foreign: Business, Nonprofit, Professional)	667	757	689	-3.2%
Business Registry Total	4,940	5,590	4,636	6.6%



Active Business Filings

Business Type	Latest Month	Previous Month	12 Months Ago	Change Year Ago
Assumed Business Names	128,497	128,633	128,958	-0.4%
Limited Liability Companies	173,747	172,651	157,776	10.1%
Oregon Corporations	116,032	115,925	114,940	1.0%
Other	3,058	3,063	3,098	-1.3%
Business Registry Total	421,334	420,272	404,772	4.1%

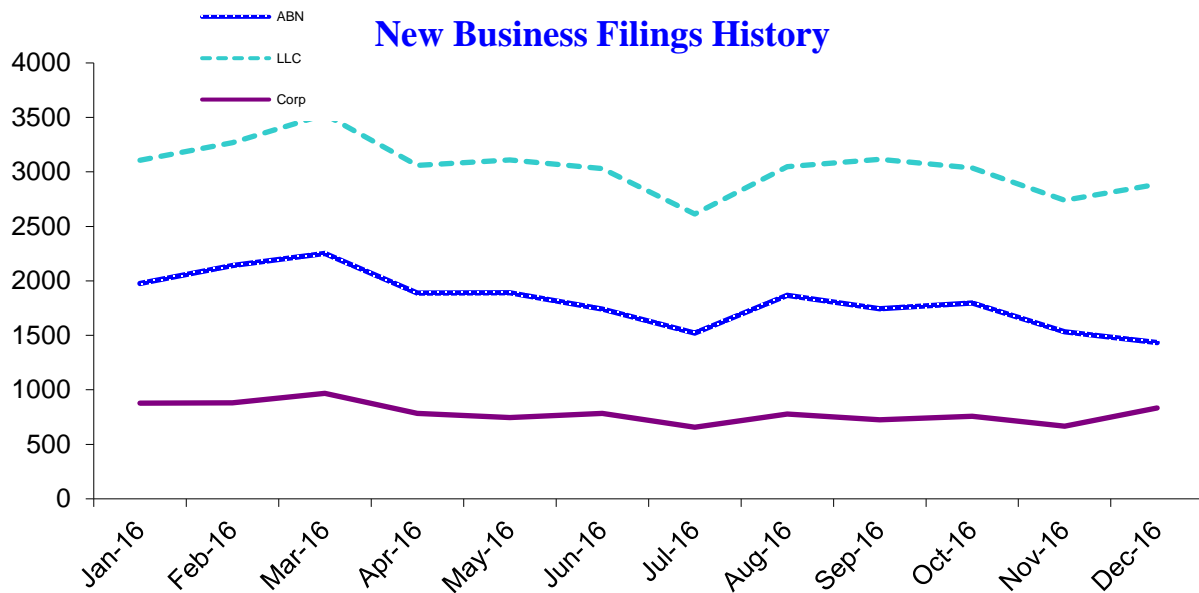


Business Report

Monthly update from Oregon's Secretary of State Jeanne Atkins

New Business Applications

Business Type	Latest Month	Previous Month	12 Months Ago	Change Year Ago
Assumed Business Names	1,434	1,532	1,697	-15.5%
Limited Liability Companies	2,888	2,741	3,093	-6.6%
New Corporations (Domestic & Foreign: Business, Nonprofit, Professional)	835	667	681	22.6%
Business Registry Total	5,157	4,940	5,471	-5.7%



Active Business Filings

Business Type	Latest Month	Previous Month	12 Months Ago	Change Year Ago
Assumed Business Names	127,973	128,497	128,734	-0.6%
Limited Liability Companies	174,277	173,747	158,895	9.7%
Oregon Corporations	115,898	116,032	114,997	0.8%
Other	3,044	3,058	2,944	3.4%
Business Registry Total	421,192	421,334	405,570	3.9%