



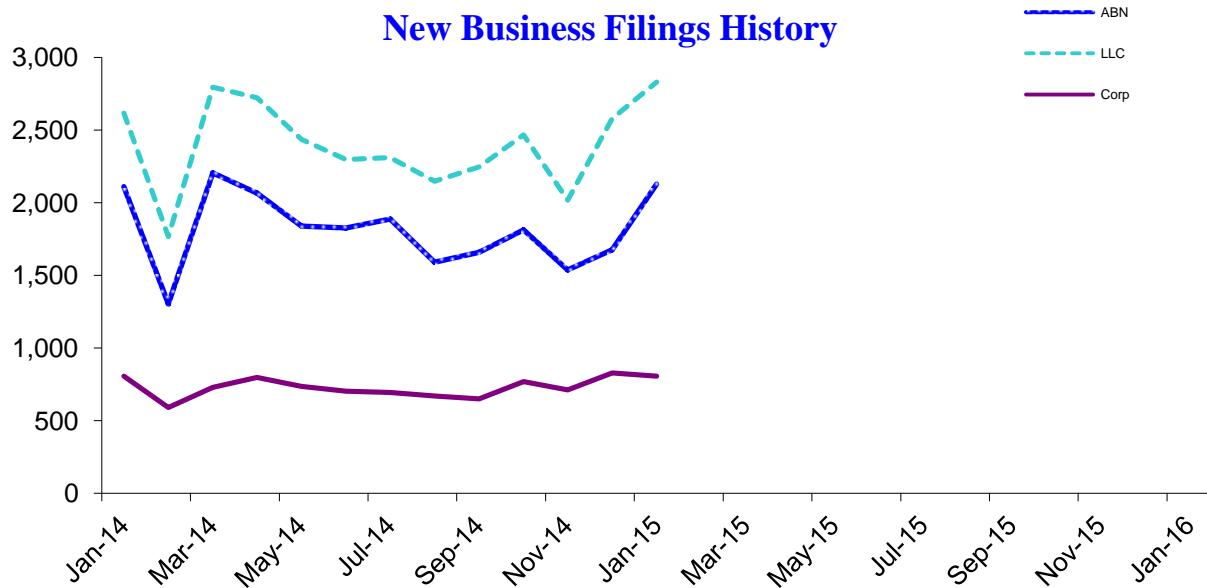
Business Report

Monthly update from Oregon's Secretary of State Kate Brown

New Business Applications

Business Type	Latest Month	Previous Month	12 Months Ago	Change Year Ago
Assumed Business Names	2,128	1,677	2,110	0.9%
Limited Liability Companies	2,831	2,580	2,617	8.2%
New Corporations (Domestic & Foreign: Business, Nonprofit, Professional)	806	827	805	0.1%
Business Registry Total	5,765	5,084	5,532	4.2%

New Business Filings History



Active Business Filings

Business Type	Latest Month	Previous Month	12 Months Ago	Change Year Ago
Assumed Business Names	129,648	129,328	131,875	-1.7%
Limited Liability Companies	146,492	145,498	136,554	7.3%
Oregon Corporations	114,367	114,417	115,391	-0.9%
Other	5,591	5,571	5,784	-3.3%
Business Registry Total	396,098	394,814	389,604	1.7%



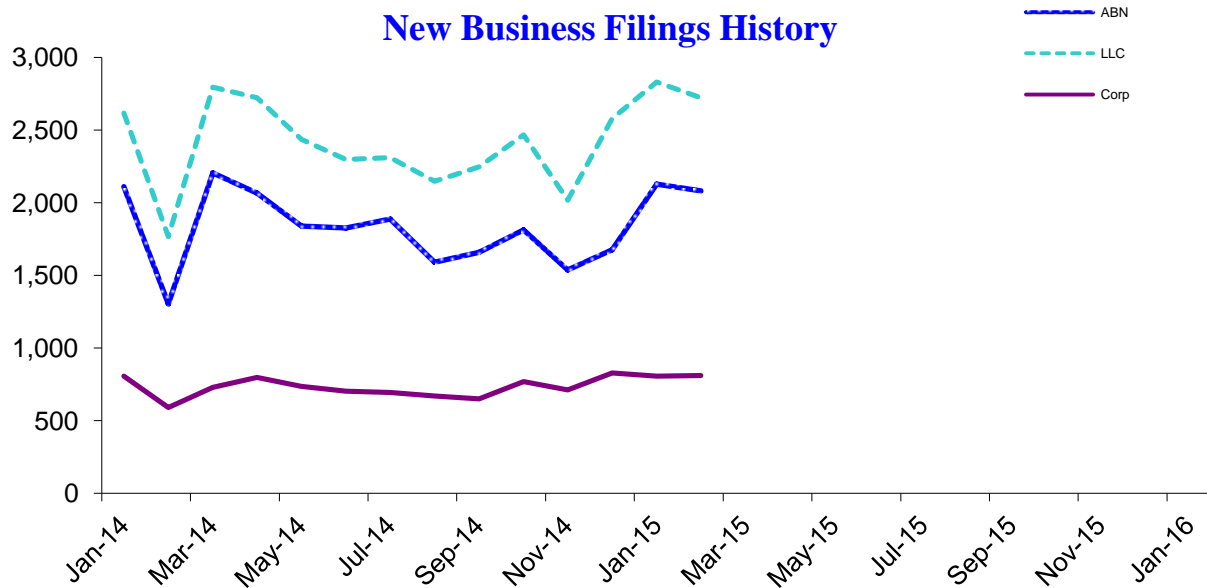
Business Report

Monthly update from Oregon's Secretary of State Kate Brown

New Business Applications

Business Type	Latest Month	Previous Month	12 Months Ago	Change Year Ago
Assumed Business Names	2,081	2,128	1,303	59.7%
Limited Liability Companies	2,723	2,831	1,767	54.1%
New Corporations (Domestic & Foreign: Business, Nonprofit, Professional)	810	806	590	37.3%
Business Registry Total	5,614	5,765	3,660	53.4%

New Business Filings History



Active Business Filings

Business Type	Latest Month	Previous Month	12 Months Ago	Change Year Ago
Assumed Business Names	129,672	129,648	133,243	-2.7%
Limited Liability Companies	148,026	146,492	138,469	6.9%
Oregon Corporations	114,511	114,367	116,110	-1.4%
Other	5,499	5,591	5,726	-4.0%
Business Registry Total	397,708	396,098	393,548	1.1%



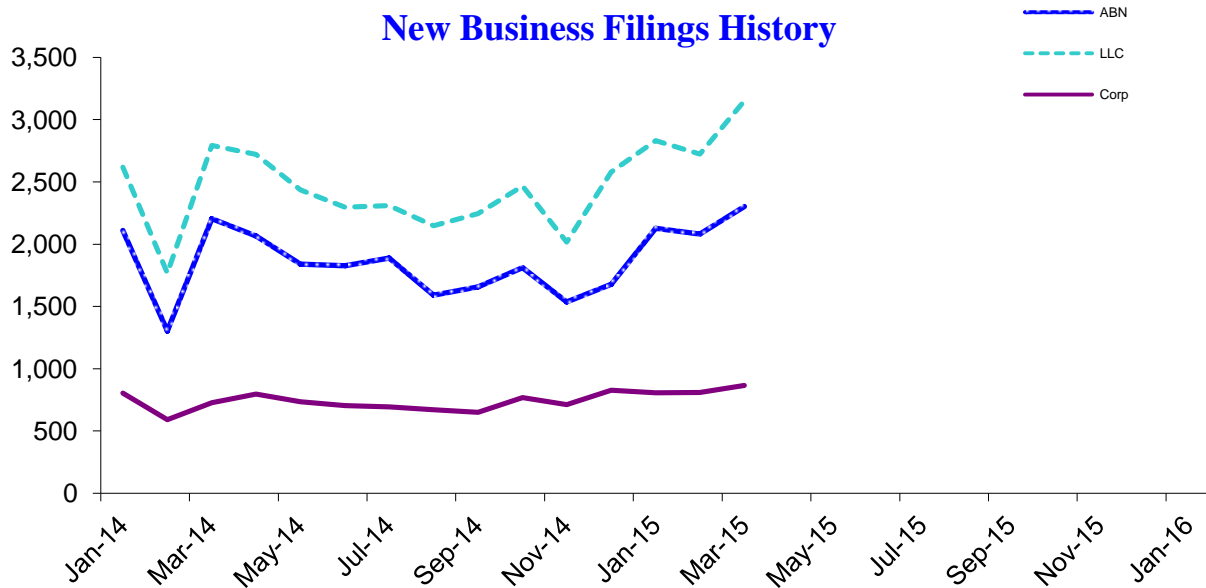
Business Report

Monthly update from Oregon's Secretary of State Kate Brown

New Business Applications

Business Type	Latest Month	Previous Month	12 Months Ago	Change Year Ago
Assumed Business Names	2,303	2,081	2,204	4.5%
Limited Liability Companies	3,149	2,723	2,794	12.7%
New Corporations (Domestic & Foreign: Business, Nonprofit, Professional)	865	810	728	18.8%
Business Registry Total	6,317	5,614	5,726	10.3%

New Business Filings History



Active Business Filings

Business Type	Latest Month	Previous Month	12 Months Ago	Change Year Ago
Assumed Business Names	129,991	129,672	130,921	-0.7%
Limited Liability Companies	149,587	148,026	138,207	8.2%
Oregon Corporations	114,689	114,511	115,022	-0.3%
Other	5,551	5,503	5,608	-1.0%
Business Registry Total	399,818	397,712	389,758	2.6%



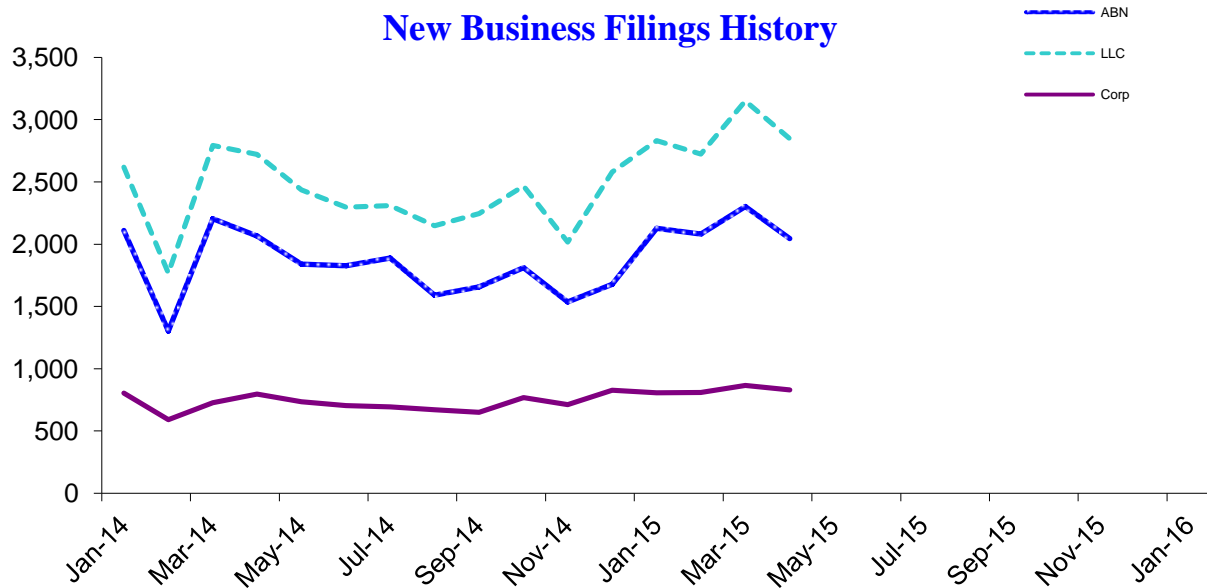
Business Report

Monthly update from Oregon's Secretary of State Kate Brown

New Business Applications

Business Type	Latest Month	Previous Month	12 Months Ago	Change Year Ago
Assumed Business Names	2,045	2,303	2,065	-1.0%
Limited Liability Companies	2,846	3,149	2,722	4.6%
New Corporations (Domestic & Foreign: Business, Nonprofit, Professional)	831	865	797	4.3%
Business Registry Total	5,722	6,317	5,584	2.5%

New Business Filings History



Active Business Filings

Business Type	Latest Month	Previous Month	12 Months Ago	Change Year Ago
Assumed Business Names	129,385	129,991	131,010	-1.2%
Limited Liability Companies	150,452	149,587	139,479	7.9%
Oregon Corporations	114,633	114,689	115,057	-0.4%
Other	5,257	5,551	5,664	-7.2%
Business Registry Total	399,727	399,818	391,210	2.2%



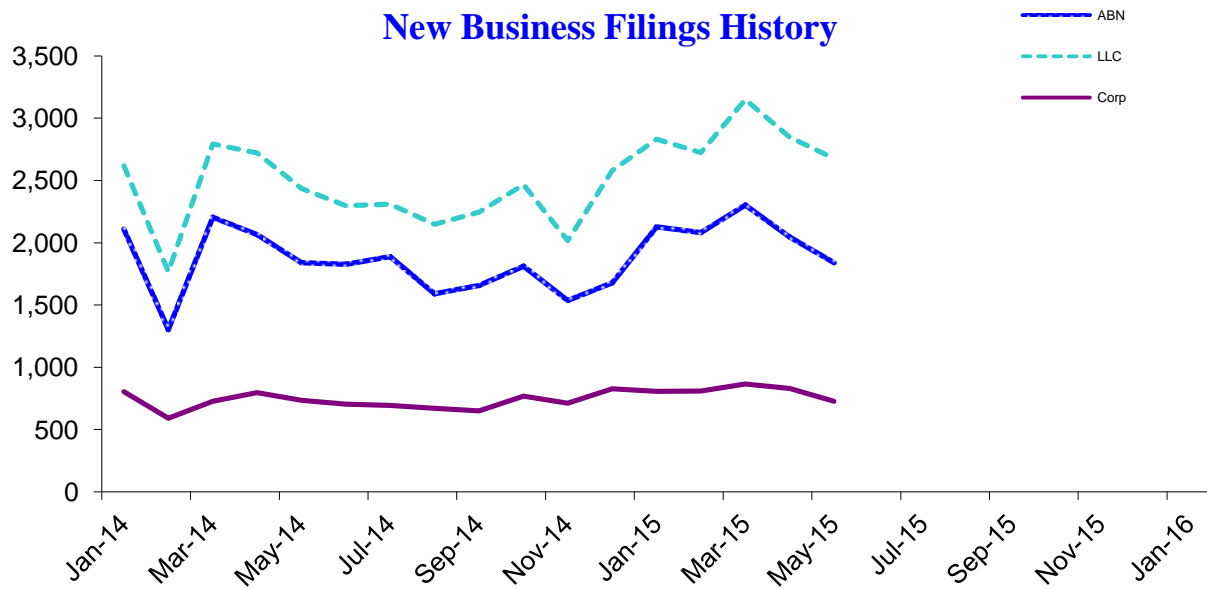
Business Report

Monthly update from Oregon's Secretary of State Jeanne P. Atkins

New Business Applications

Business Type	Latest Month	Previous Month	12 Months Ago	Change Year Ago
Assumed Business Names	1,840	2,045	1,840	0.0%
Limited Liability Companies	2,677	2,846	2,436	9.9%
New Corporations (Domestic & Foreign: Business, Nonprofit, Professional)	728	831	736	-1.1%
Business Registry Total	5,245	5,722	5,012	4.6%

New Business Filings History



Active Business Filings

Business Type	Latest Month	Previous Month	12 Months Ago	Change Year Ago
Assumed Business Names	129,282	129,385	130,422	-0.9%
Limited Liability Companies	151,283	150,452	139,890	8.1%
Oregon Corporations	114,625	114,633	114,699	-0.1%
Other	5,288	5,257	5,523	-4.3%
Business Registry Total	400,478	399,727	390,534	2.5%



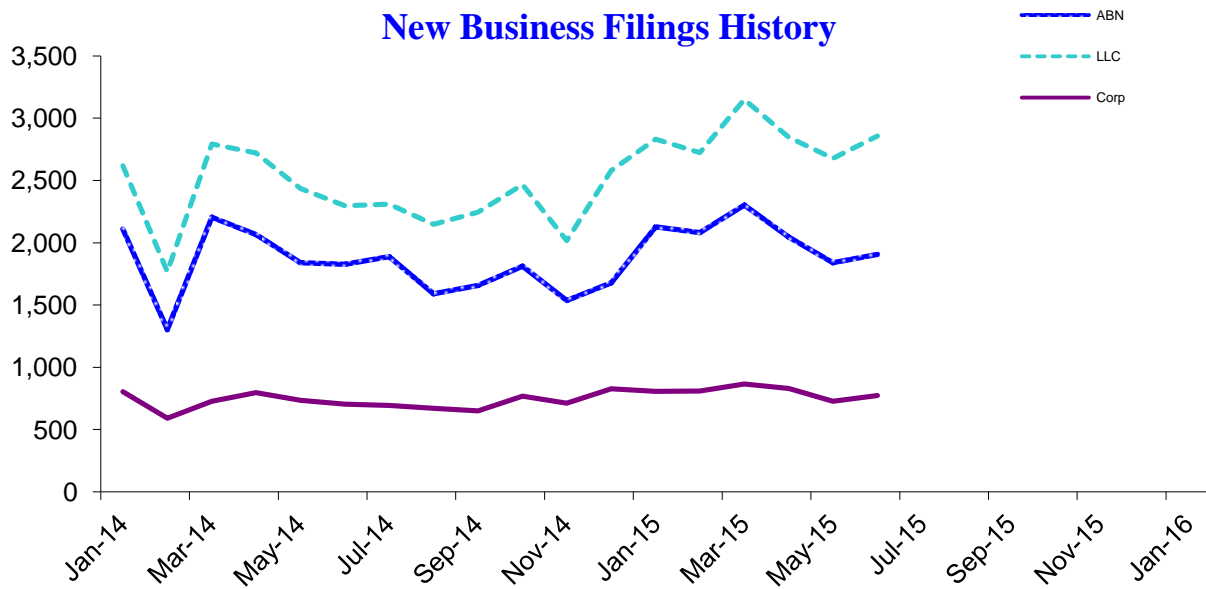
Business Report

Monthly update from Oregon's Secretary of State Kate Brown

New Business Applications

Business Type	Latest Month	Previous Month	12 Months Ago	Change Year Ago
Assumed Business Names	1,906	1,840	1,826	4.4%
Limited Liability Companies	2,856	2,677	2,296	24.4%
New Corporations (Domestic & Foreign: Business, Nonprofit, Professional)	773	728	703	10.0%
Business Registry Total	5,535	5,245	4,825	14.7%

New Business Filings History



Active Business Filings

Business Type	Latest Month	Previous Month	12 Months Ago	Change Year Ago
Assumed Business Names	129,494	129,282	130,353	-0.7%
Limited Liability Companies	152,579	151,283	140,680	8.5%
Oregon Corporations	114,754	114,625	114,673	0.1%
Other	5,325	5,288	5,552	-4.1%
Business Registry Total	402,152	400,478	391,258	2.8%



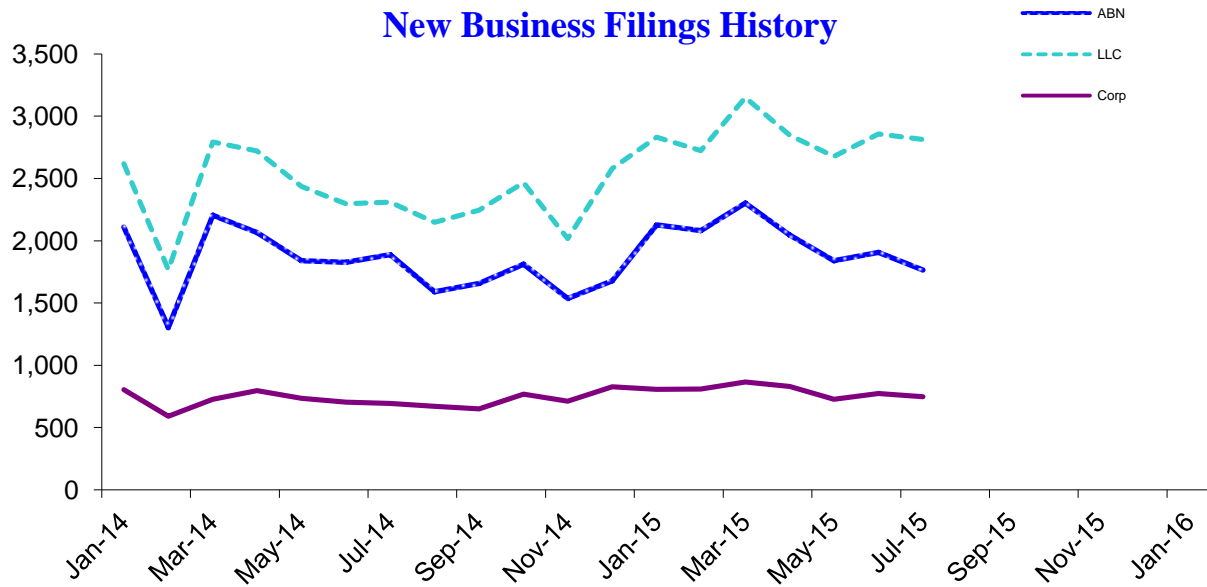
Business Report

Monthly update from Oregon's Secretary of State Jeanne Atkins

New Business Applications

Business Type	Latest Month	Previous Month	12 Months Ago	Change Year Ago
Assumed Business Names	1,765	1,906	1,591	10.9%
Limited Liability Companies	2,813	2,856	2,147	31.0%
New Corporations (Domestic & Foreign: Business, Nonprofit, Professional)	747	773	670	11.5%
Business Registry Total	5,325	5,535	4,408	20.8%

New Business Filings History



Active Business Filings

Business Type	Latest Month	Previous Month	12 Months Ago	Change Year Ago
Assumed Business Names	129,361	129,494	130,353	-0.8%
Limited Liability Companies	153,680	152,579	140,680	9.2%
Oregon Corporations	114,616	114,754	114,673	0.0%
Other	5,326	5,325	5,552	-4.1%
Business Registry Total	402,983	402,152	391,258	3.0%



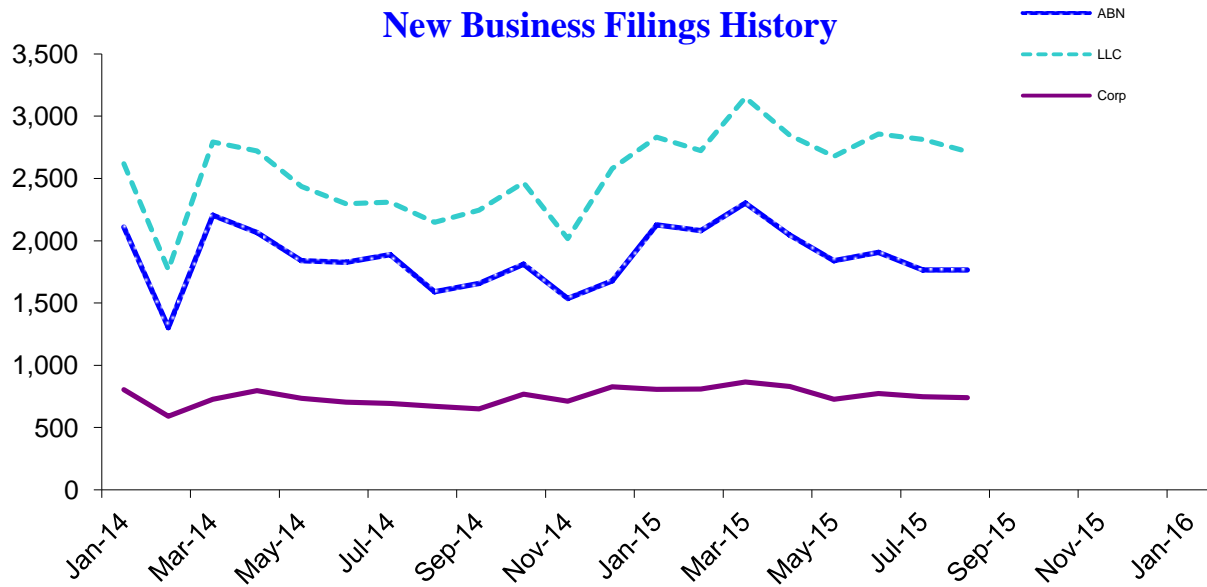
Business Report

Monthly update from Oregon's Secretary of State Jeanne Atkins

New Business Applications

Business Type	Latest Month	Previous Month	12 Months Ago	Change Year Ago
Assumed Business Names	1,764	1,765	1,658	6.4%
Limited Liability Companies	2,717	2,813	2,246	21.0%
New Corporations (Domestic & Foreign: Business, Nonprofit, Professional)	740	747	650	13.8%
Business Registry Total	5,221	5,325	4,554	14.6%

New Business Filings History



Active Business Filings

Business Type	Latest Month	Previous Month	12 Months Ago	Change Year Ago
Assumed Business Names	129,202	129,361	130,353	-0.9%
Limited Liability Companies	154,630	153,680	140,680	9.9%
Oregon Corporations	114,642	114,616	114,673	0.0%
Other	5,241	5,326	5,552	-5.6%
Business Registry Total	403,715	402,983	391,258	3.2%



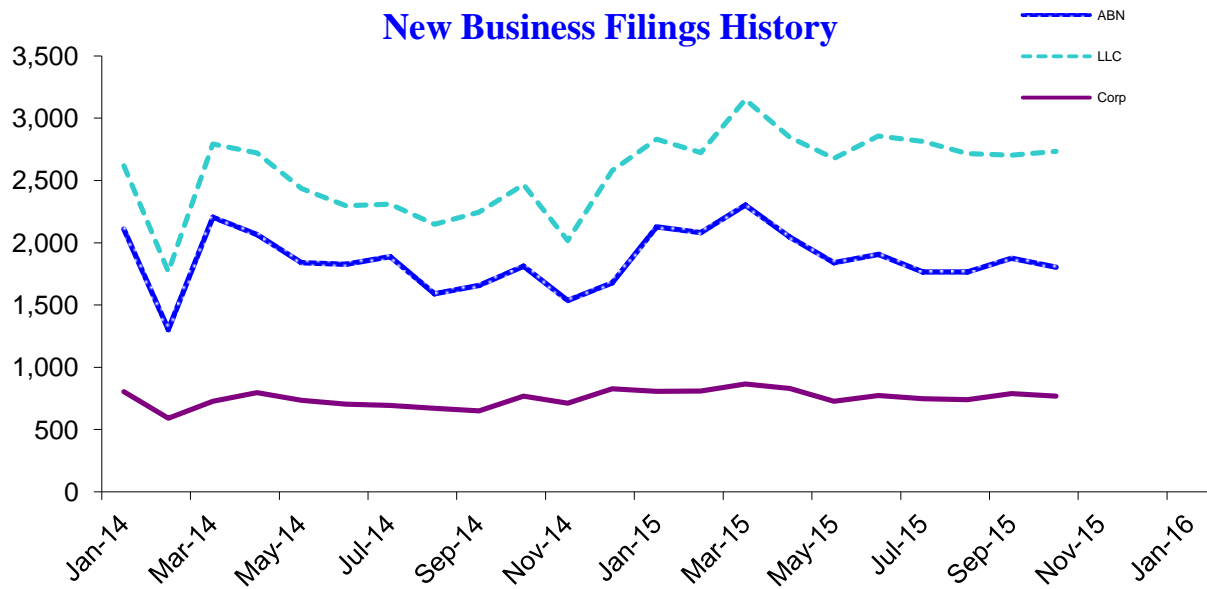
Business Report

Monthly update from Oregon's Secretary of State Jeanne Atkins

New Business Applications

Business Type	Latest Month	Previous Month	12 Months Ago	Change Year Ago
Assumed Business Names	1,804	1,875	1,812	-0.4%
Limited Liability Companies	2,734	2,703	2,466	10.9%
New Corporations (Domestic & Foreign: Business, Nonprofit, Professional)	768	790	768	0.0%
Business Registry Total	5,306	5,368	5,046	5.2%

New Business Filings History



Active Business Filings

Business Type	Latest Month	Previous Month	12 Months Ago	Change Year Ago
Assumed Business Names	129,134	129,390	129,698	-0.4%
Limited Liability Companies	157,163	155,898	143,747	9.3%
Oregon Corporations	115,013	144,887	114,312	0.6%
Other	5,100	5,268	5,488	-7.1%
Business Registry Total	406,410	435,443	393,245	3.3%



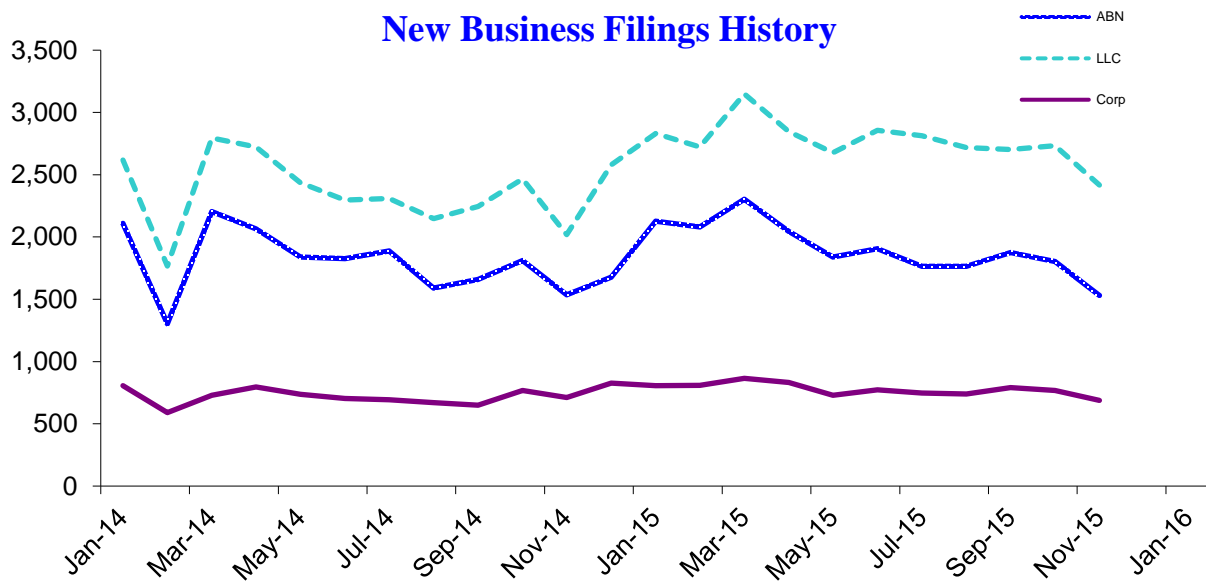
Business Report

Monthly update from Oregon's Secretary of State Jeanne Atkins

New Business Applications

Business Type	Latest Month	Previous Month	12 Months Ago	Change Year Ago
Assumed Business Names	1,531	1,804	1,537	-0.4%
Limited Liability Companies	2,416	2,734	2,018	19.7%
New Corporations (Domestic & Foreign: Business, Nonprofit, Professional)	669	768	712	-6.0%
Business Registry Total	4,616	5,306	4,267	8.2%

New Business Filings History



Active Business Filings

Business Type	Latest Month	Previous Month	12 Months Ago	Change Year Ago
Assumed Business Names	128,930	129,134	129,614	-0.5%
Limited Liability Companies	157,776	157,163	144,385	9.3%
Oregon Corporations	114,940	115,013	114,326	0.5%
Other	5,240	5,100	5,517	-5.0%
Business Registry Total	406,886	406,410	393,842	3.3%



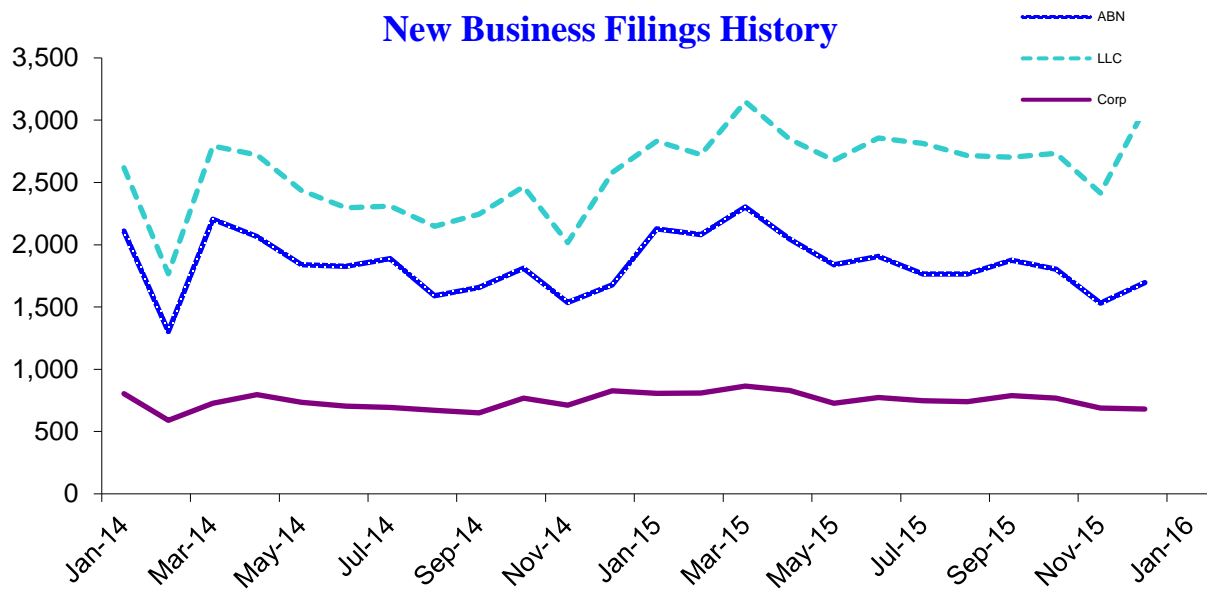
Business Report

Monthly update from Oregon's Secretary of State Jeanne Atkins

New Business Applications

Business Type	Latest Month	Previous Month	12 Months Ago	Change Year Ago
Assumed Business Names	1,697	1,531	1,677	1.2%
Limited Liability Companies	3,093	2,416	2,580	19.9%
New Corporations (Domestic & Foreign: Business, Nonprofit, Professional)	681	669	827	-17.7%
Business Registry Total	5,471	4,616	5,084	7.6%

New Business Filings History



Active Business Filings

Business Type	Latest Month	Previous Month	12 Months Ago	Change Year Ago
Assumed Business Names	126,734	128,930	129,328	-2.0%
Limited Liability Companies	158,995	157,776	145,498	9.3%
Oregon Corporations	114,997	114,940	114,417	0.5%
Other	5,344	5,240	5,571	-4.1%
Business Registry Total	406,070	406,886	394,814	2.9%