



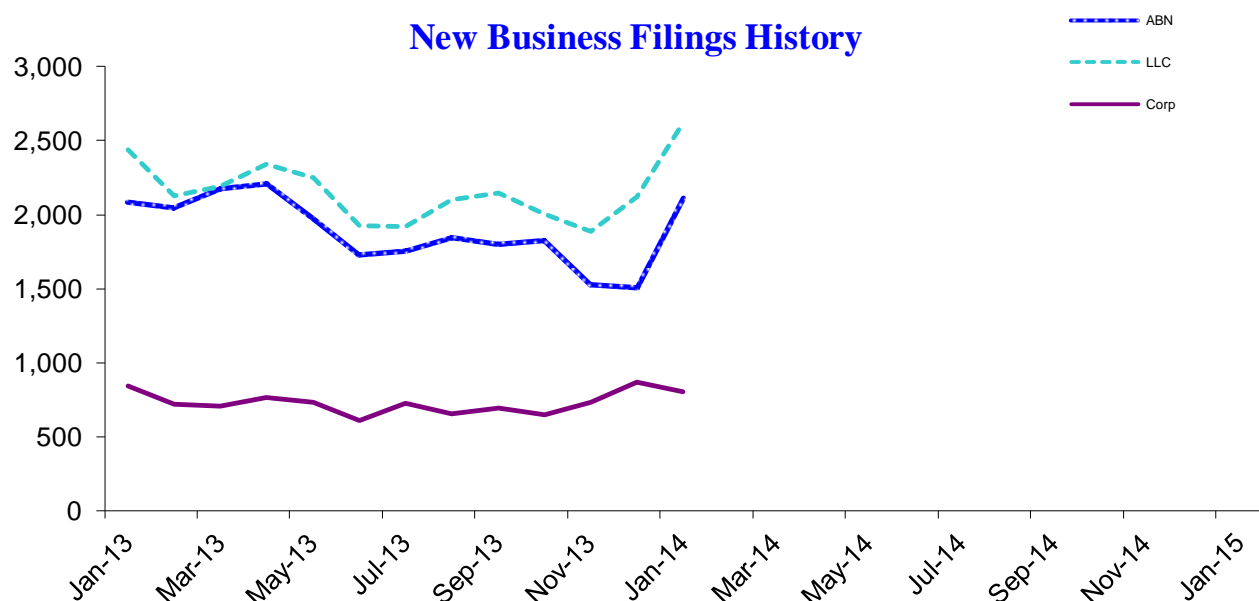
Business Report

Monthly update from Oregon's Secretary of State Kate Brown

New Business Applications

Business Type	Latest Month	Previous Month	12 Months Ago	Change Year Ago
Assumed Business Names	2,110	1,506	2,087	1.1%
Limited Liability Companies	2,617	2,118	2,435	7.5%
New Corporations (Domestic & Foreign: Business, Nonprofit, Professional)	805	868	844	-4.6%
Business Registry Total	5,532	4,492	5,366	3.1%

New Business Filings History



Active Business Filings

Business Type	Latest Month	Previous Month	12 Months Ago	Change Year Ago
Assumed Business Names	131,875	131,824	134,642	-2.1%
Limited Liability Companies	136,554	135,547	129,001	5.9%
Oregon Corporations	115,391	115,520	116,670	-1.1%
Other	5,784	5,830	5,524	4.7%
Business Registry Total	389,604	388,721	385,837	1.0%



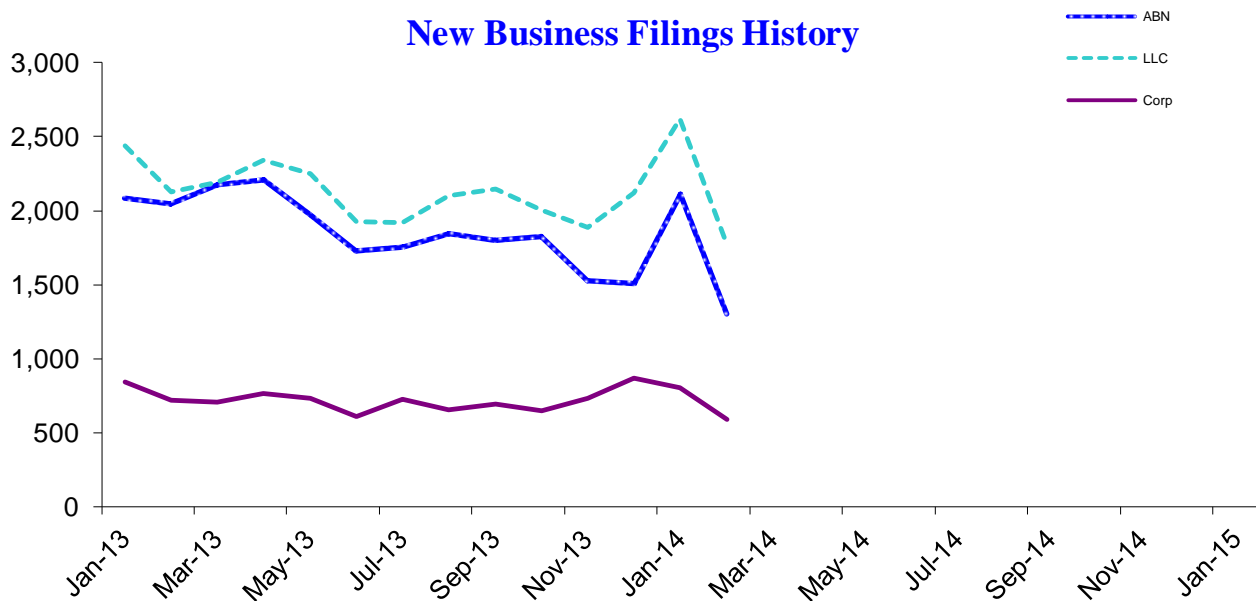
Business Report

Monthly update from Oregon's Secretary of State Kate Brown

New Business Applications

Business Type	Latest Month	Previous Month	12 Months Ago	Change Year Ago
Assumed Business Names	1,303	2,110	2,043	-36.2%
Limited Liability Companies	1,767	2,617	2,125	-16.8%
New Corporations (Domestic & Foreign: Business, Nonprofit, Professional)	590	805	722	-18.3%
Business Registry Total	3,660	5,532	4,890	-25.2%

New Business Filings History



Active Business Filings

Business Type	Latest Month	Previous Month	12 Months Ago	Change Year Ago
Assumed Business Names	133,243	131,875	134,425	-0.9%
Limited Liability Companies	138,469	136,554	129,997	6.5%
Oregon Corporations	116,110	115,391	116,687	-0.5%
Other	5,726	5,784	5,441	5.2%
Business Registry Total	393,548	389,604	386,550	1.8%



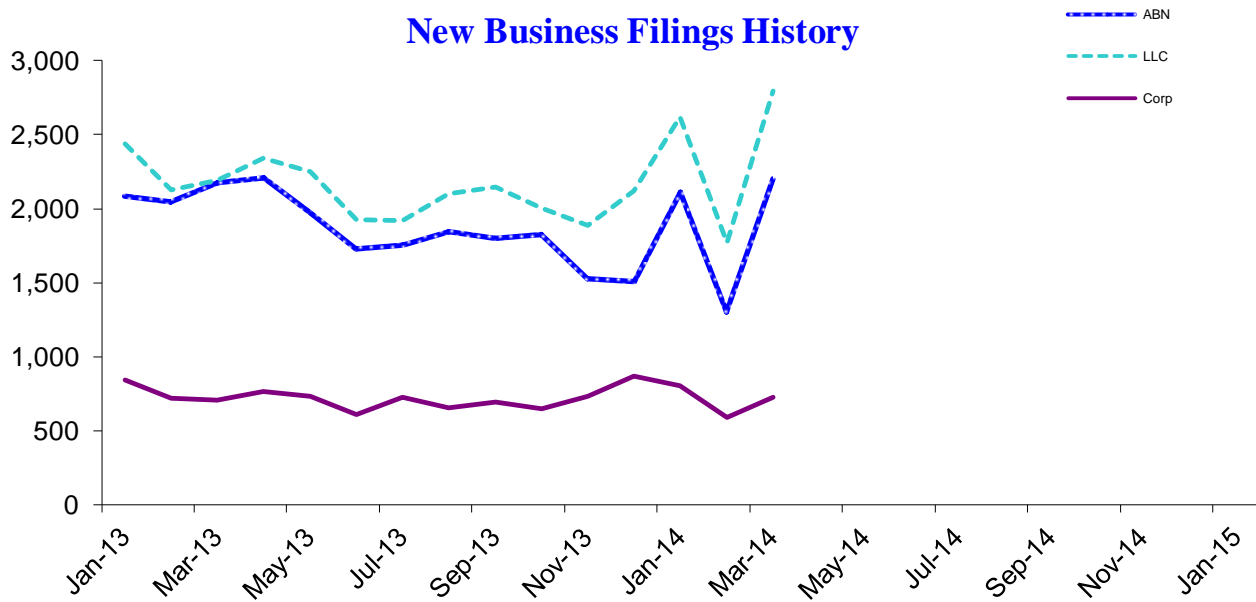
Business Report

Monthly update from Oregon's Secretary of State Kate Brown

New Business Applications

Business Type	Latest Month	Previous Month	12 Months Ago	Change Year Ago
Assumed Business Names	2,204	1,303	2,176	1.3%
Limited Liability Companies	2,794	1,767	2,189	27.6%
New Corporations (Domestic & Foreign: Business, Nonprofit, Professional)	728	590	704	3.4%
Business Registry Total	5,726	3,660	5,069	13.0%

New Business Filings History



Active Business Filings

Business Type	Latest Month	Previous Month	12 Months Ago	Change Year Ago
Assumed Business Names	130,921	133,243	134,300	-2.5%
Limited Liability Companies	138,207	138,469	130,195	6.2%
Oregon Corporations	115,022	116,110	116,335	-1.1%
Other	5,608	5,726	5,522	1.6%
Business Registry Total	389,758	393,548	386,352	0.9%



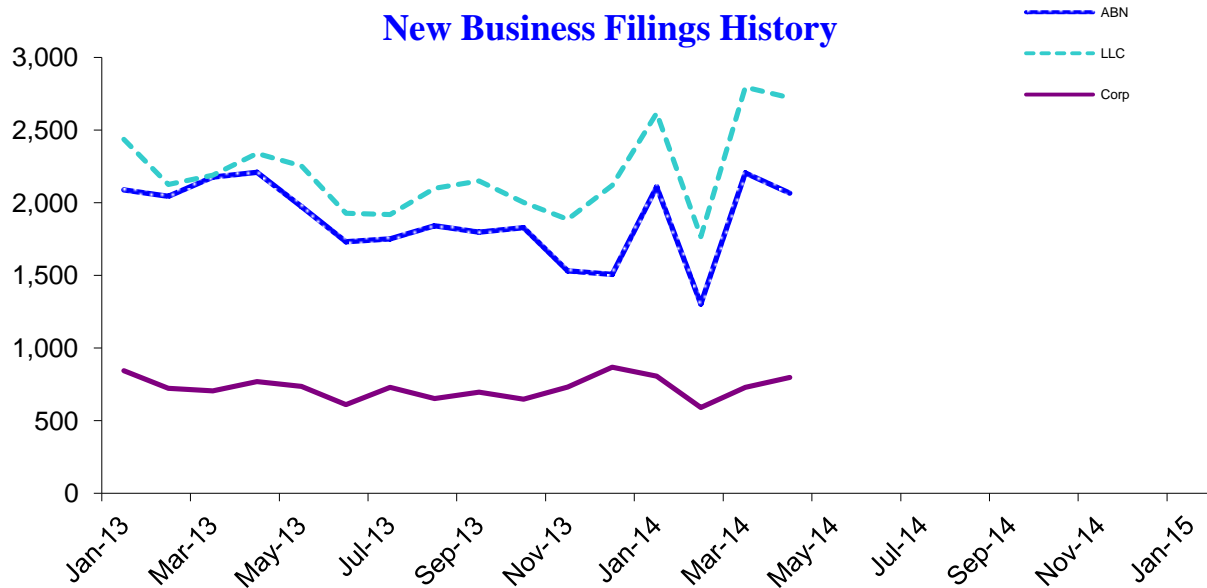
Business Report

Monthly update from Oregon's Secretary of State Kate Brown

New Business Applications

Business Type	Latest Month	Previous Month	12 Months Ago	Change Year Ago
Assumed Business Names	2,065	2,204	2,210	-6.6%
Limited Liability Companies	2,722	2,794	2,338	16.4%
New Corporations (Domestic & Foreign: Business, Nonprofit, Professional)	797	728	768	3.8%
Business Registry Total	5,584	5,726	5,316	5.0%

New Business Filings History



Active Business Filings

Business Type	Latest Month	Previous Month	12 Months Ago	Change Year Ago
Assumed Business Names	131,010	130,921	134,278	-2.4%
Limited Liability Companies	139,479	138,207	131,017	6.5%
Oregon Corporations	115,057	115,022	116,336	-1.1%
Other	5,664	5,608	5,569	1.7%
Business Registry Total	391,210	389,758	387,200	1.0%



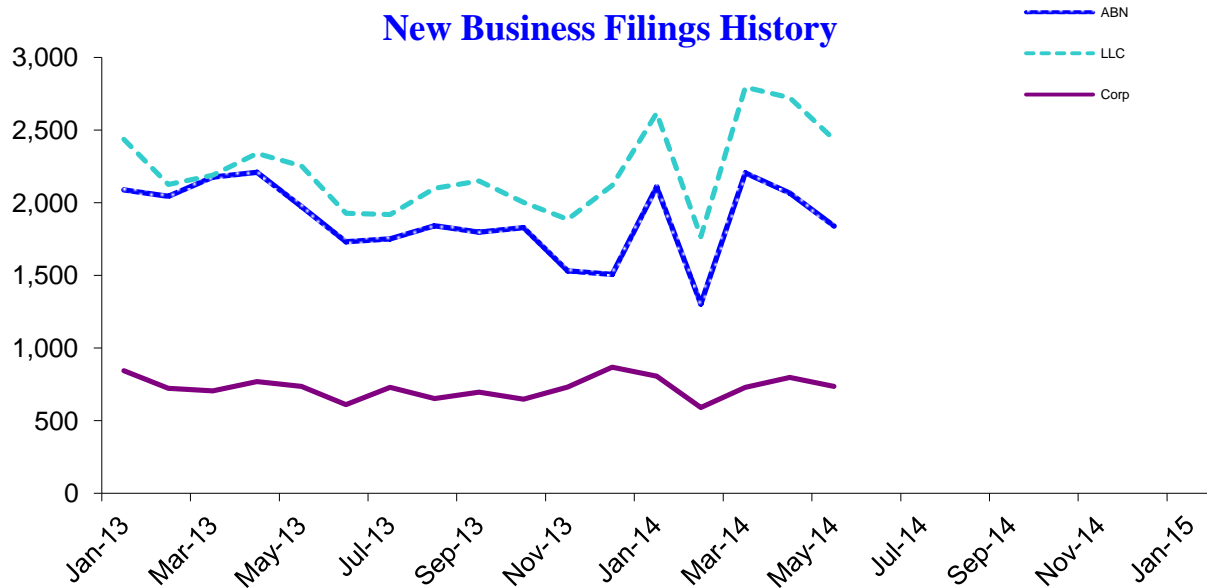
Business Report

Monthly update from Oregon's Secretary of State Kate Brown

New Business Applications

Business Type	Latest Month	Previous Month	12 Months Ago	Change Year Ago
Assumed Business Names	1,840	2,065	1,973	-6.7%
Limited Liability Companies	2,436	2,722	2,252	8.2%
New Corporations (Domestic & Foreign: Business, Nonprofit, Professional)	736	797	736	0.0%
Business Registry Total	5,012	5,584	4,961	1.0%

New Business Filings History



Active Business Filings

Business Type	Latest Month	Previous Month	12 Months Ago	Change Year Ago
Assumed Business Names	130,422	131,010	133,688	-2.4%
Limited Liability Companies	139,890	139,479	131,346	6.5%
Oregon Corporations	114,699	115,057	115,968	-1.1%
Other	5,523	5,664	5,605	-1.5%
Business Registry Total	390,534	391,210	386,607	1.0%



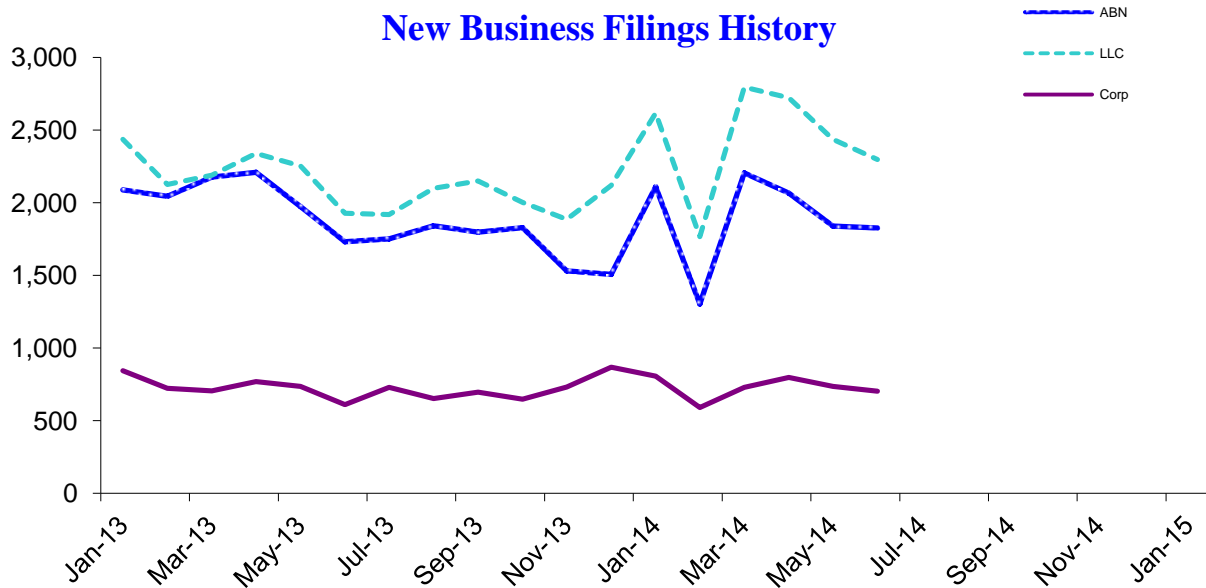
Business Report

Monthly update from Oregon's Secretary of State Kate Brown

New Business Applications

Business Type	Latest Month	Previous Month	12 Months Ago	Change Year Ago
Assumed Business Names	1,826	1,840	1,731	5.5%
Limited Liability Companies	2,296	2,436	1,928	19.1%
New Corporations (Domestic & Foreign: Business, Nonprofit, Professional)	703	736	611	15.1%
Business Registry Total	4,825	5,012	4,270	13.0%

New Business Filings History



Active Business Filings

Business Type	Latest Month	Previous Month	12 Months Ago	Change Year Ago
Assumed Business Names	130,353	130,422	133,400	-2.3%
Limited Liability Companies	140,680	139,890	131,861	6.7%
Oregon Corporations	114,673	114,699	115,735	-0.9%
Other	5,552	5,523	5,632	-1.4%
Business Registry Total	391,258	390,534	386,628	1.2%



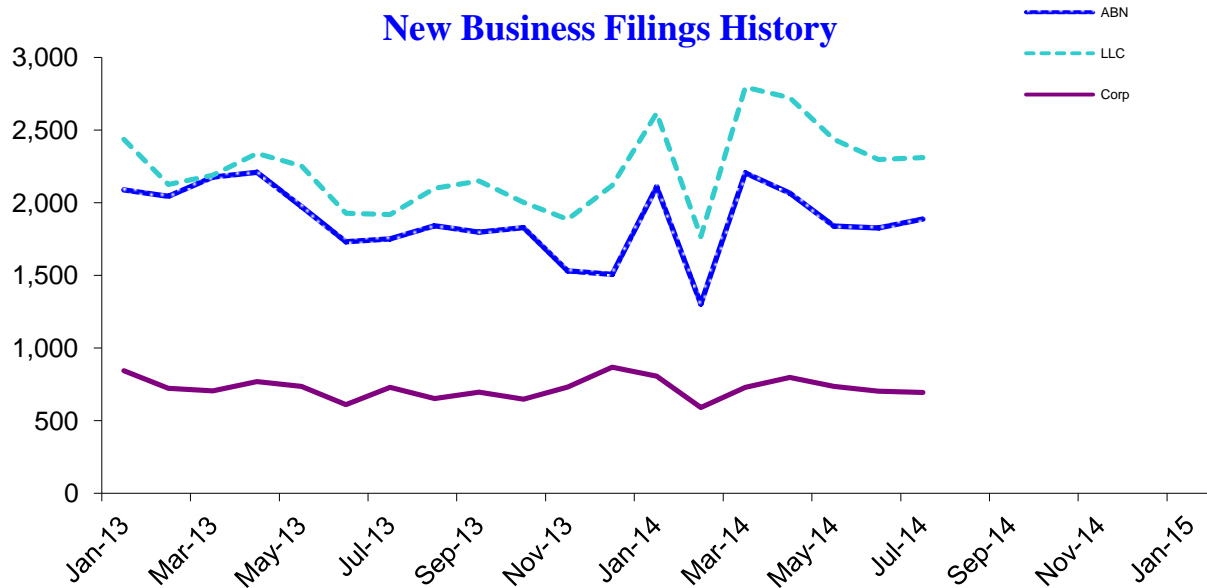
Business Report

Monthly update from Oregon's Secretary of State Kate Brown

New Business Applications

Business Type	Latest Month	Previous Month	12 Months Ago	Change Year Ago
Assumed Business Names	1,888	1,826	1,751	7.8%
Limited Liability Companies	2,310	2,296	1,918	20.4%
New Corporations (Domestic & Foreign: Business, Nonprofit, Professional)	694	703	728	-4.7%
Business Registry Total	4,892	4,825	4,397	11.3%

New Business Filings History



Active Business Filings

Business Type	Latest Month	Previous Month	12 Months Ago	Change Year Ago
Assumed Business Names	130,107	130,353	133,404	-2.5%
Limited Liability Companies	141,628	140,680	132,564	6.8%
Oregon Corporations	114,662	114,673	115,707	-0.9%
Other	5,501	5,552	5,671	-3.0%
Business Registry Total	391,898	391,258	387,346	1.2%



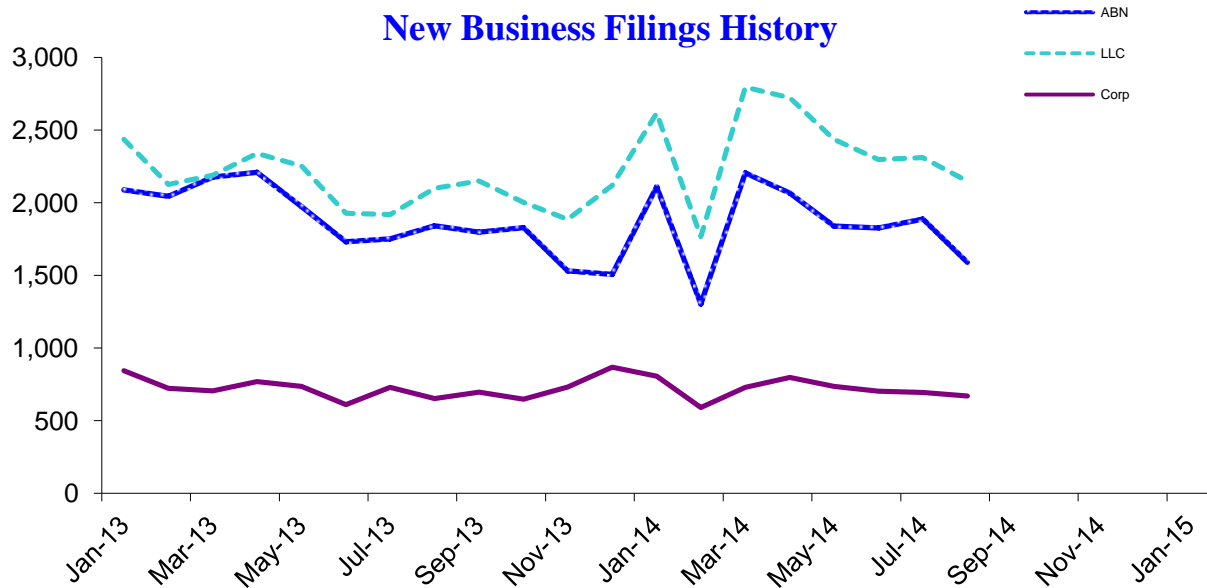
Business Report

Monthly update from Oregon's Secretary of State Kate Brown

New Business Applications

Business Type	Latest Month	Previous Month	12 Months Ago	Change Year Ago
Assumed Business Names	1,591	1,888	1,842	-13.6%
Limited Liability Companies	2,147	2,310	2,098	2.3%
New Corporations (Domestic & Foreign: Business, Nonprofit, Professional)	670	694	652	2.8%
Business Registry Total	4,408	4,892	4,592	-4.0%

New Business Filings History



Active Business Filings

Business Type	Latest Month	Previous Month	12 Months Ago	Change Year Ago
Assumed Business Names	129,973	130,107	132,868	-2.2%
Limited Liability Companies	142,050	141,628	132,960	6.8%
Oregon Corporations	114,342	114,662	115,395	-0.9%
Other	5,522	5,501	5,704	-3.2%
Business Registry Total	391,887	391,898	386,927	1.3%



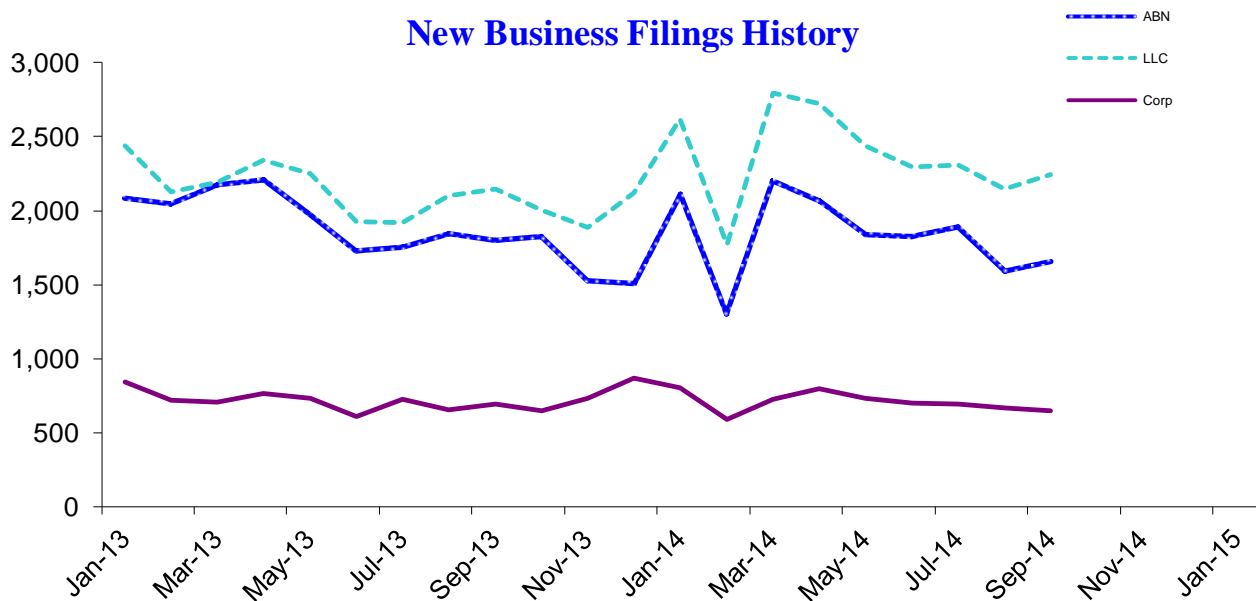
Business Report

Monthly update from Oregon's Secretary of State Kate Brown

New Business Applications

Business Type	Latest Month	Previous Month	12 Months Ago	Change Year Ago
Assumed Business Names	1,658	1,591	1,797	-7.7%
Limited Liability Companies	2,246	2,147	2,149	4.5%
New Corporations (Domestic & Foreign: Business, Nonprofit, Professional)	650	670	697	-6.7%
Business Registry Total	4,554	4,408	4,643	-1.9%

New Business Filings History



Active Business Filings

Business Type	Latest Month	Previous Month	12 Months Ago	Change Year Ago
Assumed Business Names	129,963	129,973	132,815	-2.1%
Limited Liability Companies	142,943	142,050	133,856	6.8%
Oregon Corporations	114,321	114,342	115,516	-1.0%
Other	5,458	5,522	5,743	-5.0%
Business Registry Total	392,685	391,887	387,930	1.2%



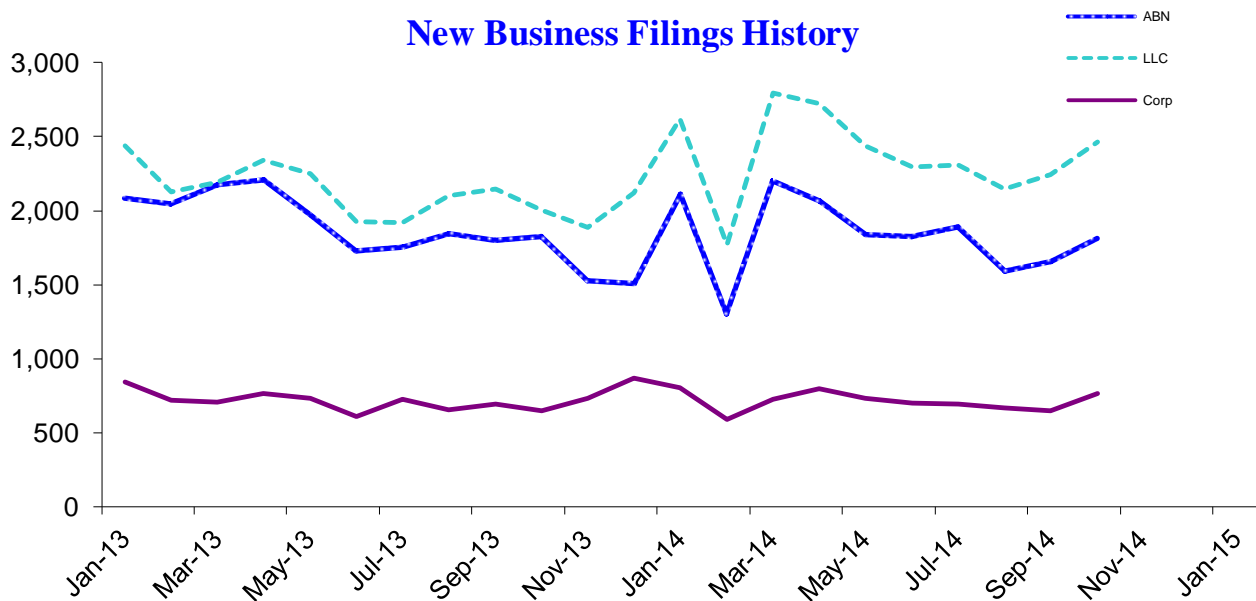
Business Report

Monthly update from Oregon's Secretary of State Kate Brown

New Business Applications

Business Type	Latest Month	Previous Month	12 Months Ago	Change Year Ago
Assumed Business Names	1,812	1,658	1,827	-0.8%
Limited Liability Companies	2,466	2,246	2,001	23.2%
New Corporations (Domestic & Foreign: Business, Nonprofit, Professional)	768	650	648	18.5%
Business Registry Total	5,046	4,554	4,476	12.7%

New Business Filings History



Active Business Filings

Business Type	Latest Month	Previous Month	12 Months Ago	Change Year Ago
Assumed Business Names	129,698	129,963	132,220	-1.9%
Limited Liability Companies	143,747	142,943	134,521	6.9%
Oregon Corporations	114,312	114,321	115,542	-1.1%
Other	5,488	5,458	5,772	-4.9%
Business Registry Total	393,245	392,685	388,055	1.3%



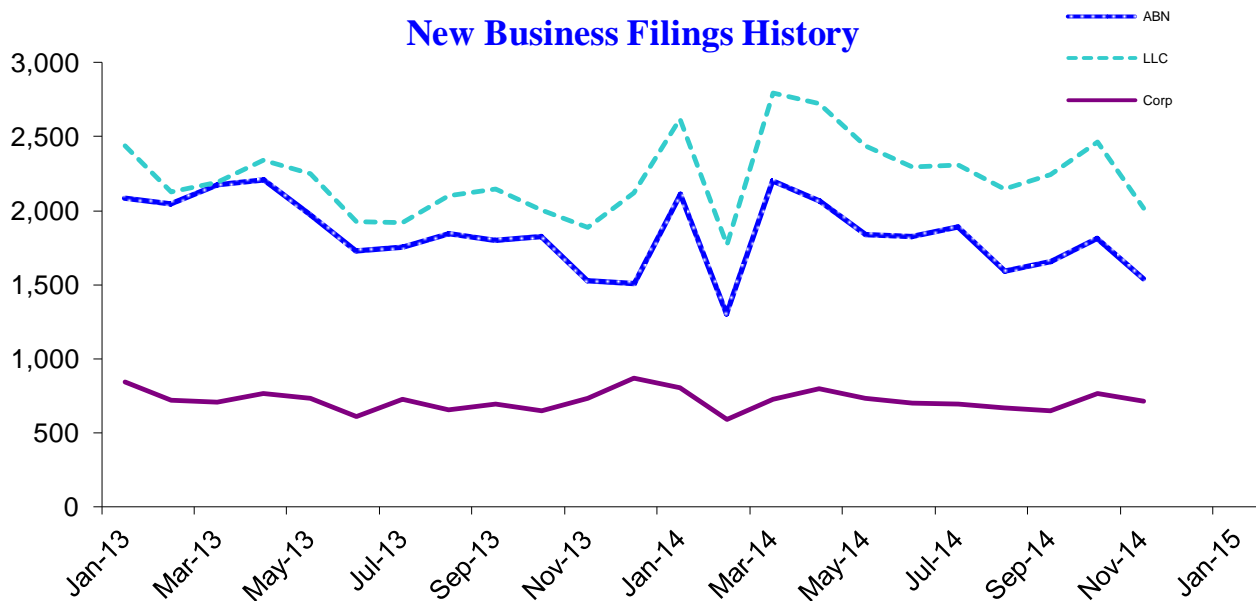
Business Report

Monthly update from Oregon's Secretary of State Kate Brown

New Business Applications

Business Type	Latest Month	Previous Month	12 Months Ago	Change Year Ago
Assumed Business Names	1,537	1,812	1,530	0.5%
Limited Liability Companies	2,018	2,466	1,886	7.0%
New Corporations (Domestic & Foreign: Business, Nonprofit, Professional)	712	768	732	-2.7%
Business Registry Total	4,267	5,046	4,148	2.9%

New Business Filings History



Active Business Filings

Business Type	Latest Month	Previous Month	12 Months Ago	Change Year Ago
Assumed Business Names	129,614	129,698	132,000	-1.8%
Limited Liability Companies	144,385	143,747	134,877	7.0%
Oregon Corporations	114,326	114,312	115,440	-1.0%
Other	5,517	5,488	5,804	-4.9%
Business Registry Total	393,842	393,245	388,121	1.5%



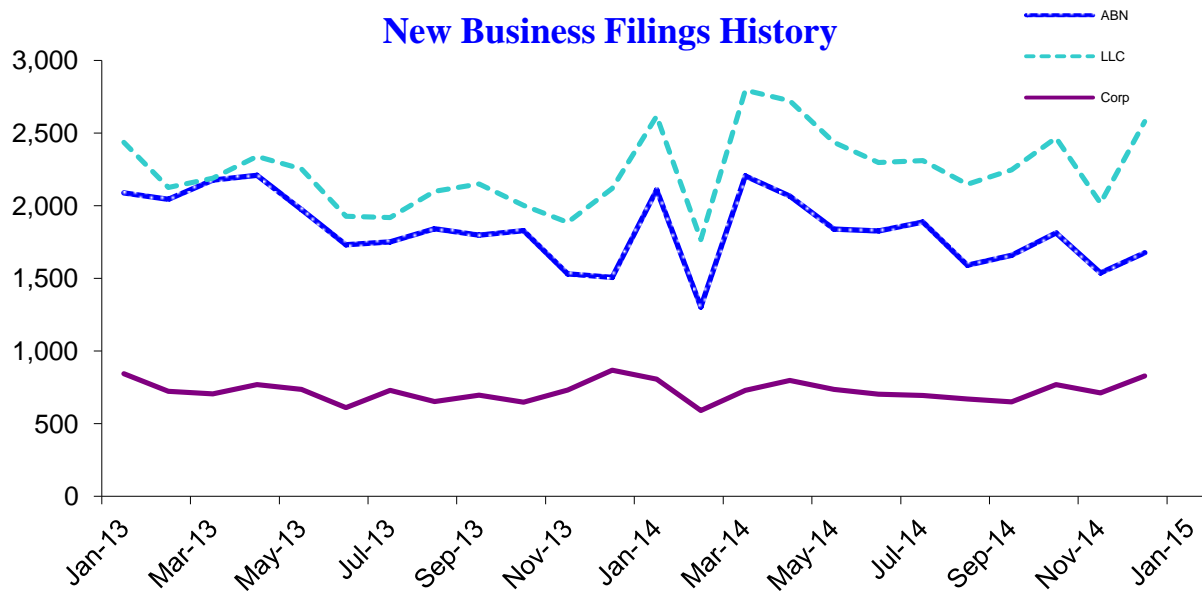
Business Report

Monthly update from Oregon's Secretary of State Kate Brown

New Business Applications

Business Type	Latest Month	Previous Month	12 Months Ago	Change Year Ago
Assumed Business Names	1,677	1,537	1,506	11.4%
Limited Liability Companies	2,580	2,018	2,118	21.8%
New Corporations (Domestic & Foreign: Business, Nonprofit, Professional)	827	712	868	-4.7%
Business Registry Total	5,084	4,267	4,492	13.2%

New Business Filings History



Active Business Filings

Business Type	Latest Month	Previous Month	12 Months Ago	Change Year Ago
Assumed Business Names	129,328	129,614	131,824	-1.9%
Limited Liability Companies	145,498	144,385	135,547	7.3%
Oregon Corporations	114,417	114,326	115,520	-1.0%
Other	5,571	5,517	5,830	-4.4%
Business Registry Total	394,814	393,842	388,721	1.6%