



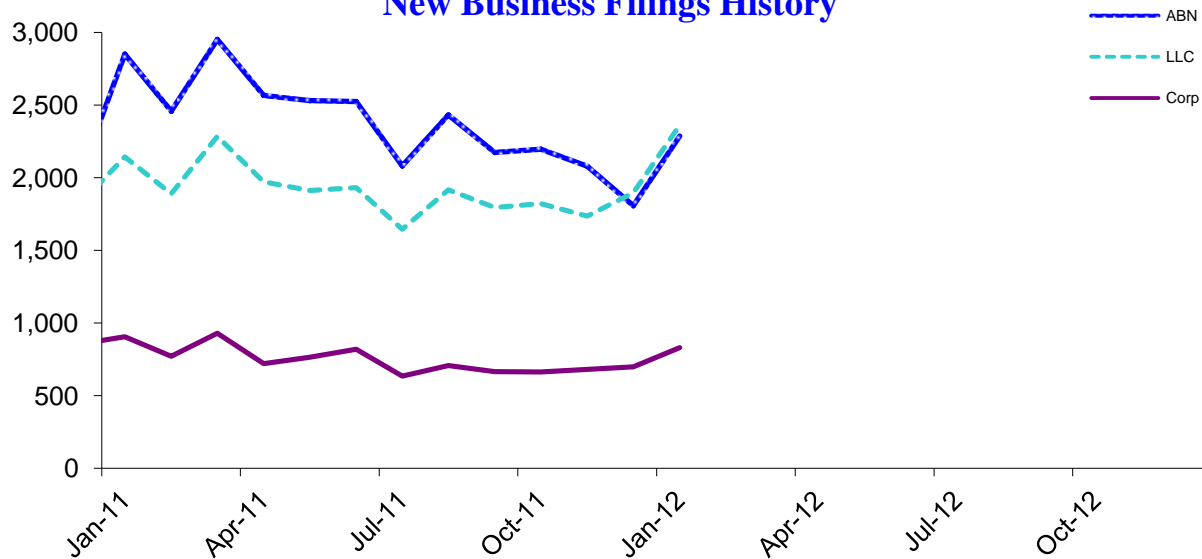
Business Report

Monthly update from Oregon's Secretary of State Kate Brown

New Business Applications

Business Type	Latest Month	Previous Month	12 Months Ago	Change Year Ago
Assumed Business Names	2,286	1,807	2,850	-19.8%
Limited Liability Companies	2,361	1,897	2,143	10.2%
New Corporations (Domestic & Foreign: Business, Nonprofit, Professional)	830	698	906	-8.4%
Business Registry Total	5,477	4,402	5,899	-7.2%

New Business Filings History



Select Active Business Filings

Business Type	Latest Month	Previous Month	12 Months Ago	Change Year Ago
Assumed Business Names	137,770	137,455	139,491	-1.2%
Limited Liability Companies	122,354	121,281	118,360	3.4%
Oregon Corporations	117,914	117,855	119,806	-1.6%
Business Registry (Select)	378,038	376,591	377,657	0.1%



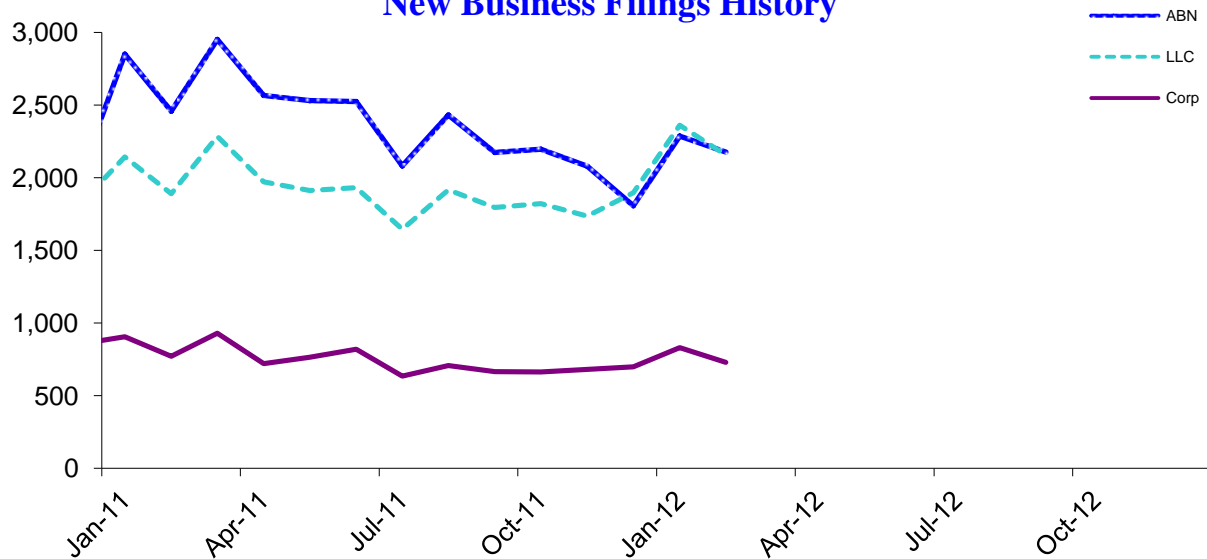
Business Report

Monthly update from Oregon's Secretary of State Kate Brown

New Business Applications

Business Type	Latest Month	Previous Month	12 Months Ago	Change Year Ago
Assumed Business Names	2,176	2,286	2,457	-11.4%
Limited Liability Companies	2,157	2,361	1,890	14.1%
New Corporations (Domestic & Foreign: Business, Nonprofit, Professional)	730	830	770	-5.2%
Business Registry Total	5,063	5,477	5,117	-1.1%

New Business Filings History



Select Active Business Filings

Business Type	Latest Month	Previous Month	12 Months Ago	Change Year Ago
Assumed Business Names	137,627	137,770	139,449	-1.3%
Limited Liability Companies	123,310	122,354	118,873	3.7%
Oregon Corporations	117,729	117,914	119,645	-1.6%
Business Registry (Select)	378,666	378,038	377,967	0.2%



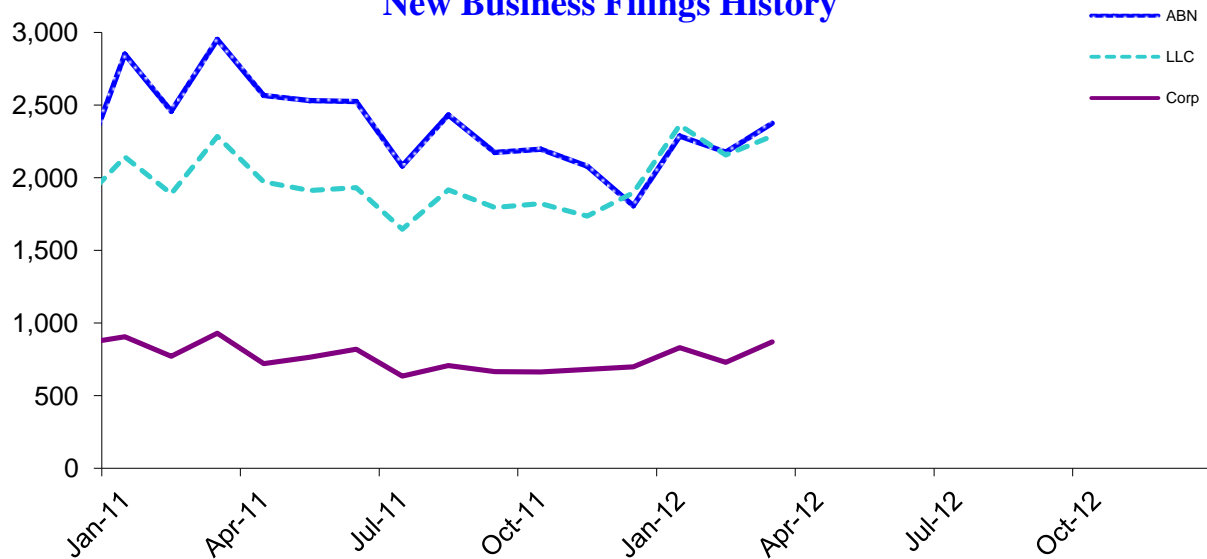
Business Report

Monthly update from Oregon's Secretary of State Kate Brown

New Business Applications

Business Type	Latest Month	Previous Month	12 Months Ago	Change Year Ago
Assumed Business Names	2,374	2,176	2,951	-19.6%
Limited Liability Companies	2,286	2,157	2,283	0.1%
New Corporations (Domestic & Foreign: Business, Nonprofit, Professional)	869	730	930	-6.6%
Business Registry Total	5,529	5,063	6,164	-10.3%

New Business Filings History



Select Active Business Filings

Business Type	Latest Month	Previous Month	12 Months Ago	Change Year Ago
Assumed Business Names	137,291	137,627	139,100	-1.3%
Limited Liability Companies	123,733	123,310	119,290	3.7%
Oregon Corporations	117,543	117,729	119,619	-1.7%
Business Registry (Select)	378,567	378,666	378,009	0.1%



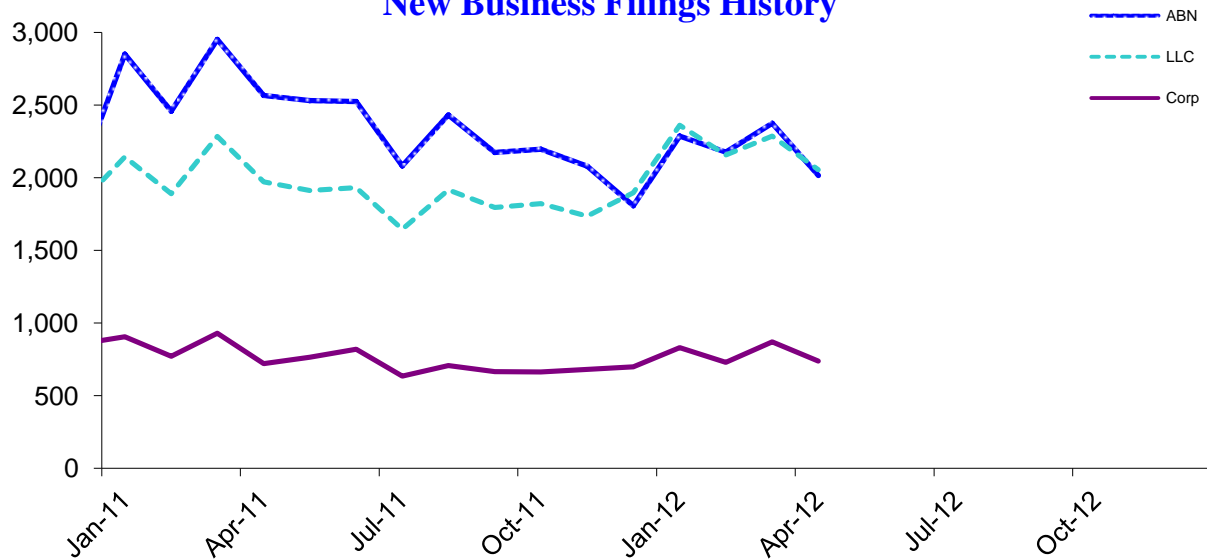
Business Report

Monthly update from Oregon's Secretary of State Kate Brown

New Business Applications

Business Type	Latest Month	Previous Month	12 Months Ago	Change Year Ago
Assumed Business Names	2,016	2,374	2,565	-21.4%
Limited Liability Companies	2,054	2,286	1,972	4.2%
New Corporations (Domestic & Foreign: Business, Nonprofit, Professional)	738	869	721	2.4%
Business Registry Total	4,808	5,529	5,258	-8.6%

New Business Filings History



Select Active Business Filings

Business Type	Latest Month	Previous Month	12 Months Ago	Change Year Ago
Assumed Business Names	137,001	137,291	138,946	-1.4%
Limited Liability Companies	124,355	123,733	118,902	4.6%
Oregon Corporations	117,509	117,543	119,102	-1.3%
Business Registry (Select)	378,865	378,567	376,950	0.5%



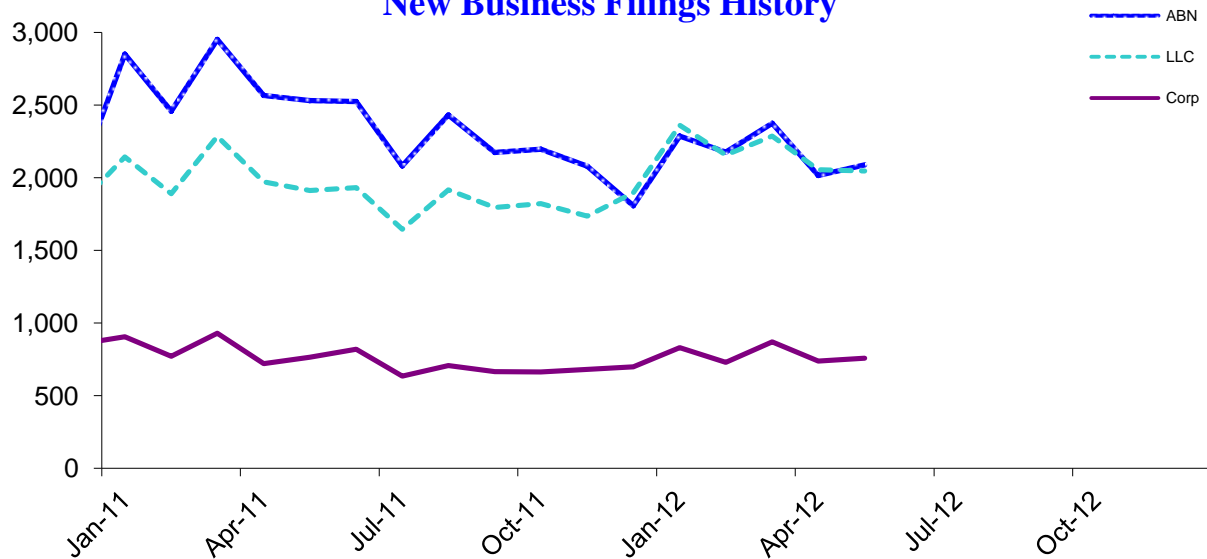
Business Report

Monthly update from Oregon's Secretary of State Kate Brown

New Business Applications

Business Type	Latest Month	Previous Month	12 Months Ago	Change Year Ago
Assumed Business Names	2,087	2,016	2,531	-17.5%
Limited Liability Companies	2,045	2,054	1,912	7.0%
New Corporations (Domestic & Foreign: Business, Nonprofit, Professional)	757	738	764	-0.9%
Business Registry Total	4,889	4,808	5,207	-6.1%

New Business Filings History



Select Active Business Filings

Business Type	Latest Month	Previous Month	12 Months Ago	Change Year Ago
Assumed Business Names	136,380	137,001	138,905	-1.8%
Limited Liability Companies	125,324	124,355	119,217	5.1%
Oregon Corporations	117,739	117,509	118,944	-1.0%
Business Registry (Select)	379,443	378,865	377,066	0.6%



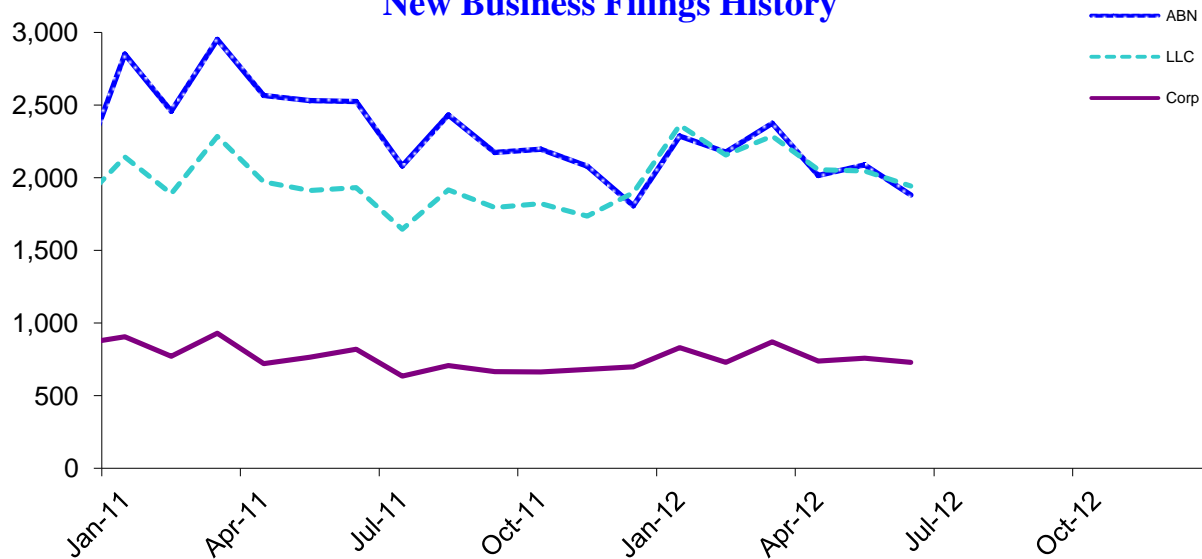
Business Report

Monthly update from Oregon's Secretary of State Kate Brown

New Business Applications

Business Type	Latest Month	Previous Month	12 Months Ago	Change Year Ago
Assumed Business Names	1,881	2,087	2,523	-25.4%
Limited Liability Companies	1,943	2,045	1,932	0.6%
New Corporations (Domestic & Foreign: Business, Nonprofit, Professional)	728	757	820	-11.2%
Business Registry Total	4,552	4,889	5,275	-13.7%

New Business Filings History



Select Active Business Filings

Business Type	Latest Month	Previous Month	12 Months Ago	Change Year Ago
Assumed Business Names	136,304	136,380	138,584	-1.6%
Limited Liability Companies	125,055	125,324	119,619	4.5%
Oregon Corporations	117,200	117,739	118,936	-1.5%
Business Registry (Select)	378,559	379,443	377,139	0.4%



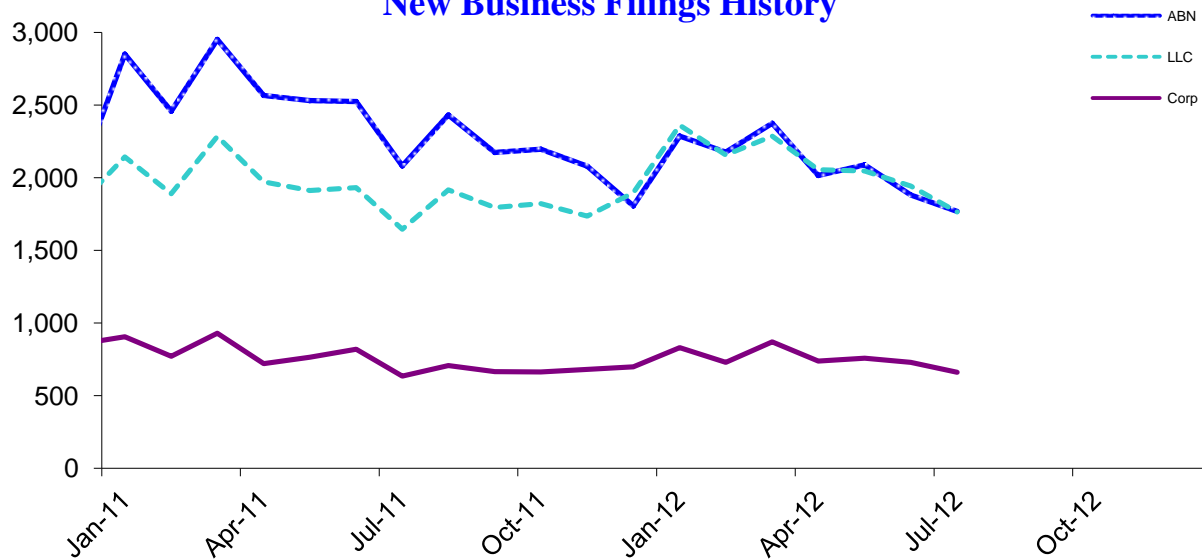
Business Report

Monthly update from Oregon's Secretary of State Kate Brown

New Business Applications

Business Type	Latest Month	Previous Month	12 Months Ago	Change Year Ago
Assumed Business Names	1,768	1,881	2,081	-15.0%
Limited Liability Companies	1,764	1,943	1,645	7.2%
New Corporations (Domestic & Foreign: Business, Nonprofit, Professional)	661	728	635	4.1%
Business Registry Total	4,193	4,552	4,361	-3.9%

New Business Filings History



Select Active Business Filings

Business Type	Latest Month	Previous Month	12 Months Ago	Change Year Ago
Assumed Business Names	144,493	136,304	138,478	4.3%
Limited Liability Companies	125,570	125,055	119,506	5.1%
Oregon Corporations	117,118	117,200	118,589	-1.2%
Business Registry (Select)	387,181	378,559	376,573	2.8%



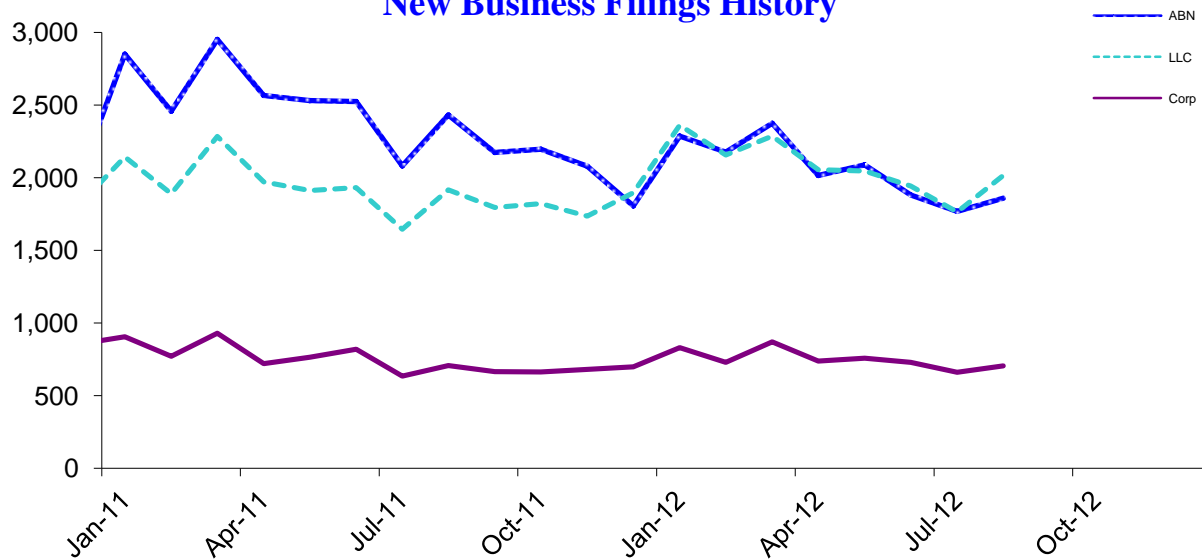
Business Report

Monthly update from Oregon's Secretary of State Kate Brown

New Business Applications

Business Type	Latest Month	Previous Month	12 Months Ago	Change Year Ago
Assumed Business Names	1,859	1,768	2,431	-23.5%
Limited Liability Companies	2,015	1,764	1,916	5.2%
New Corporations (Domestic & Foreign: Business, Nonprofit, Professional)	704	661	706	-0.3%
Business Registry Total	4,578	4,193	5,053	-9.4%

New Business Filings History



Select Active Business Filings

Business Type	Latest Month	Previous Month	12 Months Ago	Change Year Ago
Assumed Business Names	135,735	144,493	138,735	-2.2%
Limited Liability Companies	125,888	125,570	119,974	4.9%
Oregon Corporations	116,899	117,118	118,546	-1.4%
Business Registry (Select)	378,522	387,181	377,255	0.3%



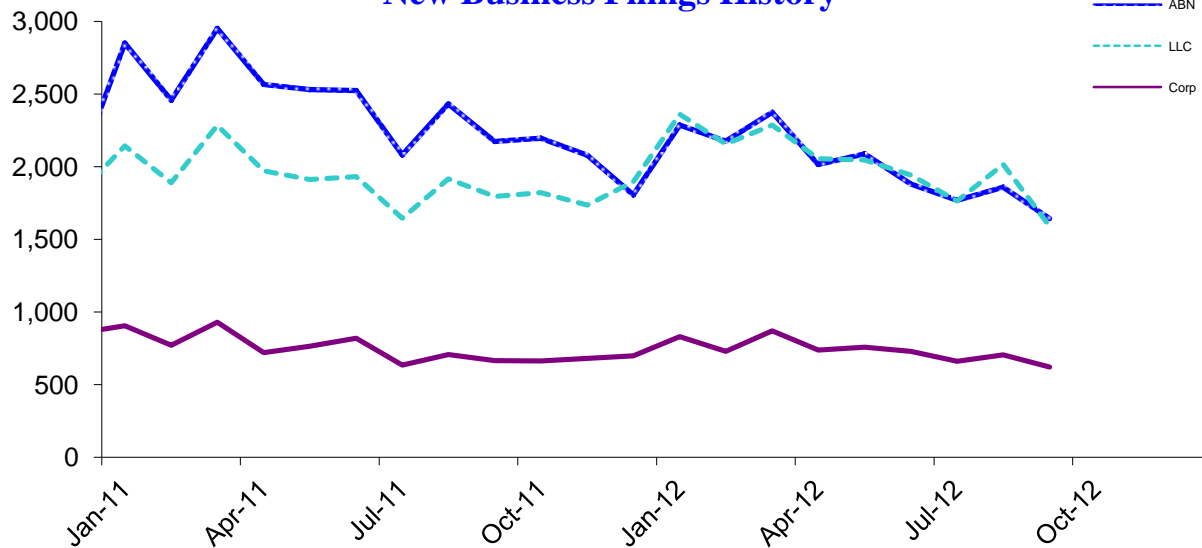
Business Report

Monthly update from Oregon's Secretary of State Kate Brown

New Business Applications

Business Type	Latest Month	Previous Month	12 Months Ago	Change Year Ago
Assumed Business Names	1,643	1,859	2,173	-24.4%
Limited Liability Companies	1,591	2,015	1,794	-11.3%
New Corporations (Domestic & Foreign: Business, Nonprofit, Professional)	620	704	665	-6.8%
Business Registry Total	3,854	4,578	4,632	-16.8%

New Business Filings History



Select Active Business Filings

Business Type	Latest Month	Previous Month	12 Months Ago	Change Year Ago
Assumed Business Names	135,505	135,735	138,175	-1.9%
Limited Liability Companies	126,212	125,888	120,248	5.0%
Oregon Corporations	116,820	116,899	118,301	-1.3%
Business Registry (Select)	378,537	378,522	376,724	0.5%



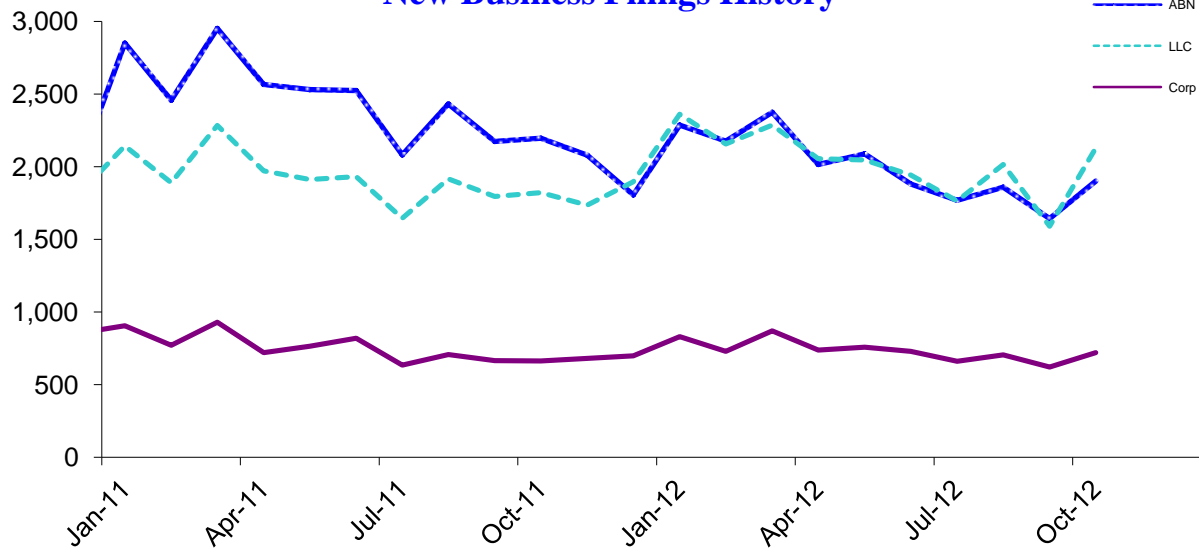
Business Report

Monthly update from Oregon's Secretary of State Kate Brown

New Business Applications

Business Type	Latest Month	Previous Month	12 Months Ago	Change Year Ago
Assumed Business Names	1,901	1,643	2,195	-13.4%
Limited Liability Companies	2,127	1,591	1,821	16.8%
New Corporations (Domestic & Foreign: Business, Nonprofit, Professional)	721	620	662	8.9%
Business Registry Total	4,749	3,854	4,678	1.5%

New Business Filings History



Select Active Business Filings

Business Type	Latest Month	Previous Month	12 Months Ago	Change Year Ago
Assumed Business Names	135,650	135,505	138,131	-1.8%
Limited Liability Companies	127,094	126,212	120,742	5.3%
Oregon Corporations	116,913	116,820	118,292	-1.2%
Business Registry (Select)	379,657	378,537	377,165	0.7%



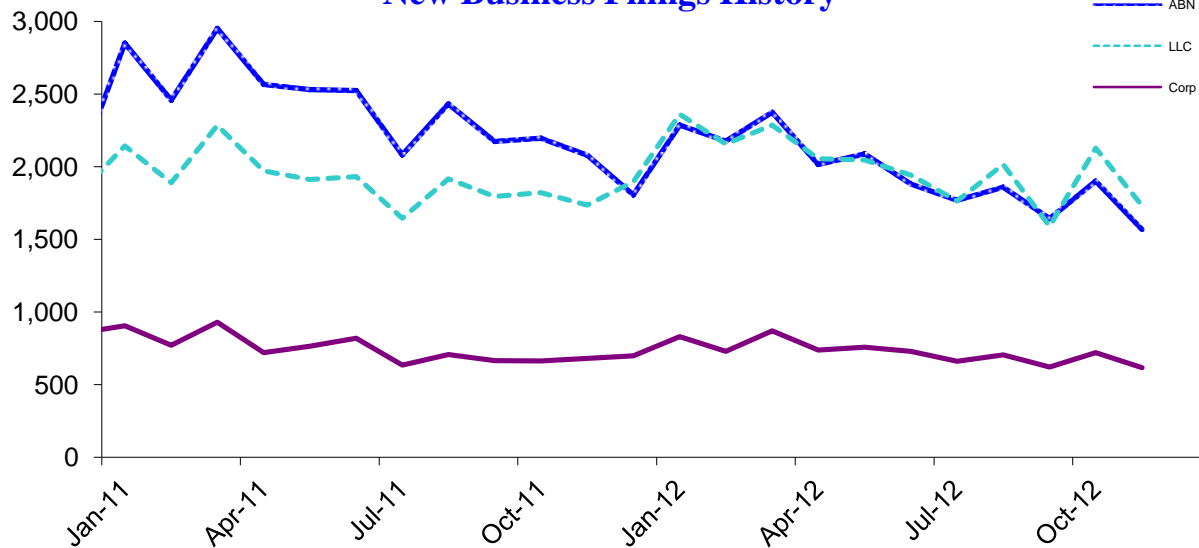
Business Report

Monthly update from Oregon's Secretary of State Kate Brown

New Business Applications

Business Type	Latest Month	Previous Month	12 Months Ago	Change Year Ago
Assumed Business Names	1,568	1,901	2,078	-24.5%
Limited Liability Companies	1,732	2,127	1,735	-0.2%
New Corporations (Domestic & Foreign: Business, Nonprofit, Professional)	617	721	681	-9.4%
Business Registry Total	3,917	4,749	4,494	-12.8%

New Business Filings History



Select Active Business Filings

Business Type	Latest Month	Previous Month	12 Months Ago	Change Year Ago
Assumed Business Names	134,997	135,650	138,068	-2.2%
Limited Liability Companies	127,224	127,094	121,163	5.0%
Oregon Corporations	116,623	116,913	118,284	-1.4%
Business Registry (Select)	378,844	379,657	377,515	0.4%



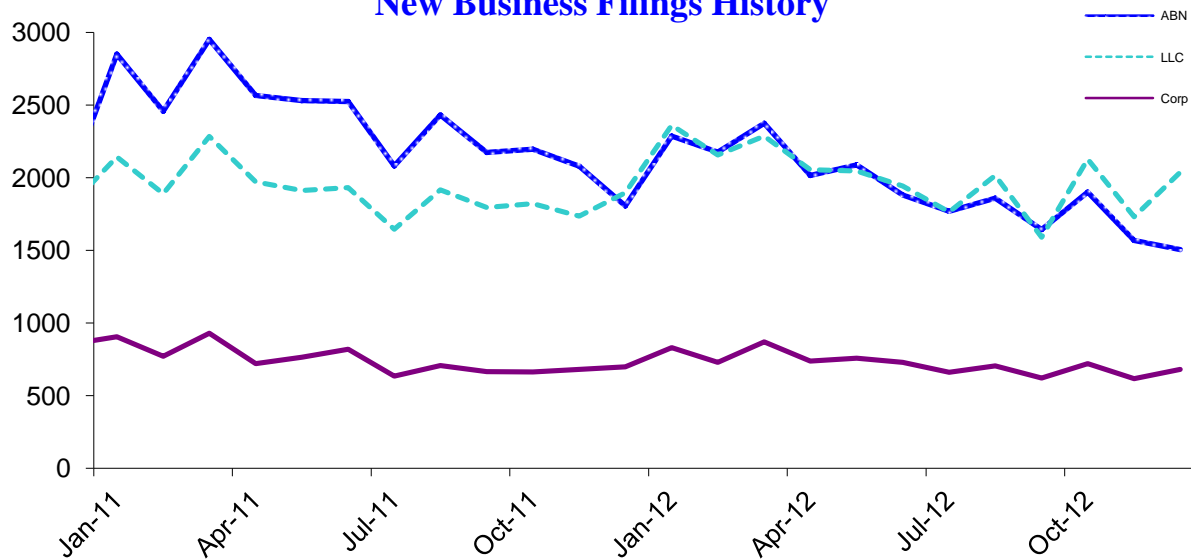
Business Report

Monthly update from Oregon's Secretary of State Kate Brown

New Business Applications

Business Type	Latest Month	Previous Month	12 Months Ago	Change Year Ago
Assumed Business Names	1,505	1,568	1,807	-16.7%
Limited Liability Companies	2,038	1,732	1,897	7.4%
New Corporations (Domestic & Foreign: Business, Nonprofit, Professional)	681	617	698	-2.4%
Business Registry Total	4,224	3,917	4,402	-4.0%

New Business Filings History



Select Active Business Filings

Business Type	Latest Month	Previous Month	12 Months Ago	Change Year Ago
Assumed Business Names	134,873	134,997	137,455	-1.9%
Limited Liability Companies	127,809	127,224	121,281	5.4%
Oregon Corporations	116,482	116,623	117,855	-1.2%
Business Registry (Select)	379,164	378,844	376,591	0.7%