


OFFICIAL



What to Do During An Air Raid Alarm

[ISSUED BY PORTLAND AND MULTNOMAH COUNTY CIVILIAN DEFENSE COUNCIL]



1. Air raid alarms will be sounded only by order of the military. There are to be no trial or test blackouts. An air raid alarm does not necessarily mean we are to be raided or bombed. It may be sounded only as a precaution and will continue only until danger has passed.

2. The signal for an air raid alarm is a series of short blasts from fog horns installed throughout the city. The series of blasts will continue for a period of about two minutes. When danger has passed the "all-clear" will be signalled by one long blast from these same horns.

3. In daylight the sounding of an air raid alarm is a signal for all traffic to stop and all persons to get indoors under cover. If you are not near a designated air raid shelter, select whatever place under cover is handy. Avoid getting near large windows. Only emergency vehicles will be allowed to move. All auto drivers pull to the curb, park and get under cover. Do not double park, do not block fire plugs, building entrances or street intersections. Do not stop on a bridge.

4. At night the same rules apply. In addition, all lights showing from the outside must be turned off within one minute's time.

5. At all times persons attending theatres, churches or other public gatherings remain where you are unless told specifically to do something else. Public gathering places are organized for protection and will give instructions in any emergency. If you are in a street car the operator will try to stop near a good shelter. If you are at work walk (don't run) to the safest part

KEEP THIS FOR REFERENCE




TURN OFF GAS

DON'T PHONE



WHEN YOU STEP OUT,
BLACKOUT



of your building provided other instructions have not been given in advance. If you are in school, do exactly as the teacher instructs. If you are at home get your family together in the safest room in the house. It is a good idea to open the windows if the weather is warm. If you hear bombs nearby, open windows anyway. In all places stay away from windows, light wells or outside walls and do not go out looking for planes.

6. Obey the instructions of all air raid wardens, special policemen and other civilian defense workers. Remember they are working for your protection and safety. Comply with their orders.

7. Upon the sounding of an air raid alarm, turn off all gas and electric burners but do not turn off pilot lights. Do not turn off gas line valves or pull main switches. Extinguish all fireplace fires. Do not use flashlights or matches out of doors.

8. Do not under any circumstances use your telephone. Leave all telephone lines clear for emergency defense workers who must get instructions to workers throughout the city from central control stations. To use your phone may slow up their work and endanger your life and property.

9. Radio stations will leave the air upon the sounding of an alarm or possibly ahead of an alarm. Leave your radio turned on and tuned to a local station (even though it is silent) for emergency information that may be broadcast when radio stations return to the air temporarily or at the end of an alarm.


10. For safety sake, if you go out at night, be sure that all lights in your home, apartment or place of business are off. To leave lights burning may mean that in case of an air raid alarm someone may break in to shut your lights off.

11. Bear in mind at all times that we are at war; that we are subject to attack; that attacks are entirely feasible and that every person must be alert and ready to act quickly for the safety of all.



BE ALERT — ALWAYS REMAIN CALM — DO NOT LISTEN TO RUMORS. RESOLVE THAT IF DANGER COMES YOU WILL DO YOUR PART.

What to Do During An Air Raid Attack



We must be prepared for bombs and for raids. They are the weapons of our enemies and they CAN BE used in this country; in fact already have been used.

Preparation for, and safeguards against, every form of attack is necessary. When disaster strikes it is too late to start to prepare.

While the military and our civilian defense organizations provide certain essential protection, a large part of defense is up to the individual citizen who must safeguard his own life and property and must cooperate for general safety. Compliance is mandatory under the law.

1. The first duty of every citizen is to remain calm.
2. Know the location of your block Warden. Cooperate with him or her. Know the location of your nearest First Aid Station.
3. In advance, choose the location in your home best adapted for a shelter and blackout room and prepare it for an emergency. Make all windows and doors light proof. Any method of so blacking out may be used. A room 10 by 10 feet will accommodate five persons in an emergency. Avoid basement rooms during gas attacks as gases hug the ground. It is your Air Raid Warden's duty to warn you in case of a gas attack.
4. Put in a supply of emergency needs. Drinking water, non-perishable food such as chocolate bars, temporary toilet facilities, first-aid kit to include iodine, bandages and dressings; supply of candles, matches, a flashlight, bucket of sand and shovel and stirrup pump for bomb protection. Materials such as newspapers should be on hand to fill cracks around doors and windows in case of a gas attack. ONLY canned food should be eaten during or immediately after a gas attack. Do not drink water until sure of its safety and purity. Have canned fruit or vegetable juices, or other substitutes for water available.
5. A sturdy table or a strong couch turned upside down affords an emergency bomb shelter in the home.
6. If you are not near a shelter and hear bombs, lie down

[PAGE THREE]



SPRAY OF WATER
FOR INCENDIARIES



REMOVE INCENDIARY
IN SAND IN BUCKET



in the best protected spot, cover your ears with your hands, protect the back of your head with your coat and put some soft material (handkerchief) between your teeth.

BOMBS AND THEIR CONTROL: If a magnesium bomb falls in your home, fight it with a spray of water and control other fire with a solid stream. Use a Stirrup Pump if available. A supply of water should be kept on hand for this purpose at all times in buckets or in a bathtub. A garden hose with spray nozzle may be used. Do not turn a stream of water on the bomb. Use a spray only.

If such a bomb falls in your home and water is not available, remove bomb from the house in a bucket of sand, using a shovel to pick it up. Such bombs are not explosive.

Such bombs should be approached in a crawling position, with a chair or like article held in front of the face as a shield.

If a magnesium bomb falls in the street, keep eyes covered and place a sand bag or bucket of sand on the bomb. These materials will be available at depots on streets. This precaution should be taken only if Bomb Removal Squads are not available.

Get a copy of "Bomb Control" pamphlet from your nearest fire station.

In case of phosphorus burns from bombs or leaflets saturated with phosphorus, keep burns saturated with water and report to Air Raid Warden, who will arrange to have victim taken to First Aid Station.

Major injuries or gas contamination should be dealt with by the nearest First Aid Post. Report all casualties to your Air Raid Warden. Minor injuries should be treated in your home, using your first aid kit. It is desirable that someone in every home be trained in First Aid and act in the capacity of home warden to remember all rules and when to apply them.

Make inquiry now about free Red Cross First Aid training.

BECOME ACQUAINTED WITH AND COOPERATE WITH YOUR AIR RAID WARDEN. He or she is a sworn public official and will have the ANSWERS to ALL QUESTIONS. It is his or her duty to survey every home in his or her block—know each member of the family, know the location of blackout rooms, gas and electric shut-off switches, etc.

Above all—**IN ANY EMERGENCY, DO NOT BECOME PANICKY.**

Resolve that if danger comes, you will do your part.

ISSUED BY PORTLAND AND MULTNOMAH COUNTY CIVILIAN DEFENSE COUNCIL
MAYOR EARL RILEY, *Director.*