

January-2013



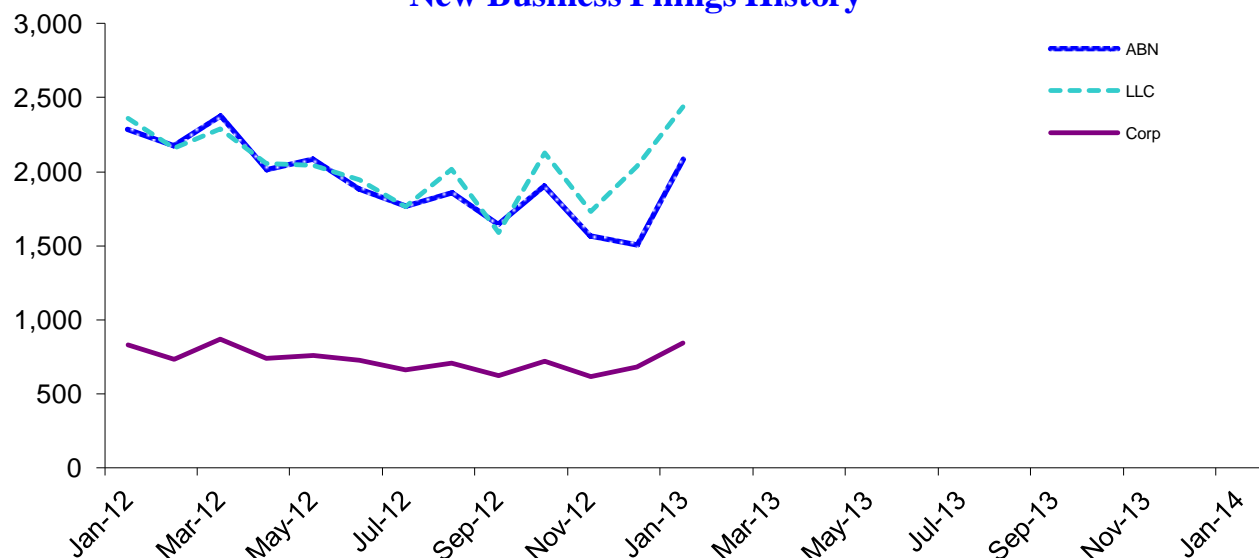
Business Report

Monthly update from Oregon's Secretary of State Kate Brown

New Business Applications

Business Type	Latest Month	Previous Month	12 Months Ago	Change Year Ago
Assumed Business Names	2,087	1,505	2,286	-8.7%
Limited Liability Companies	2,435	2,038	2,361	3.1%
New Corporations (Domestic & Foreign: Business, Nonprofit, Professional)	844	681	830	1.7%
Business Registry Total	5,366	4,224	5,477	-2.0%

New Business Filings History



Select Active Business Filings

Business Type	Latest Month	Previous Month	12 Months Ago	Change Year Ago
Assumed Business Names	134,642	134,873	137,770	-2.3%
Limited Liability Companies	129,001	127,809	122,354	5.4%
Oregon Corporations	116,670	116,482	117,914	-1.1%
Business Registry (Select)	380,313	379,164	378,038	0.6%



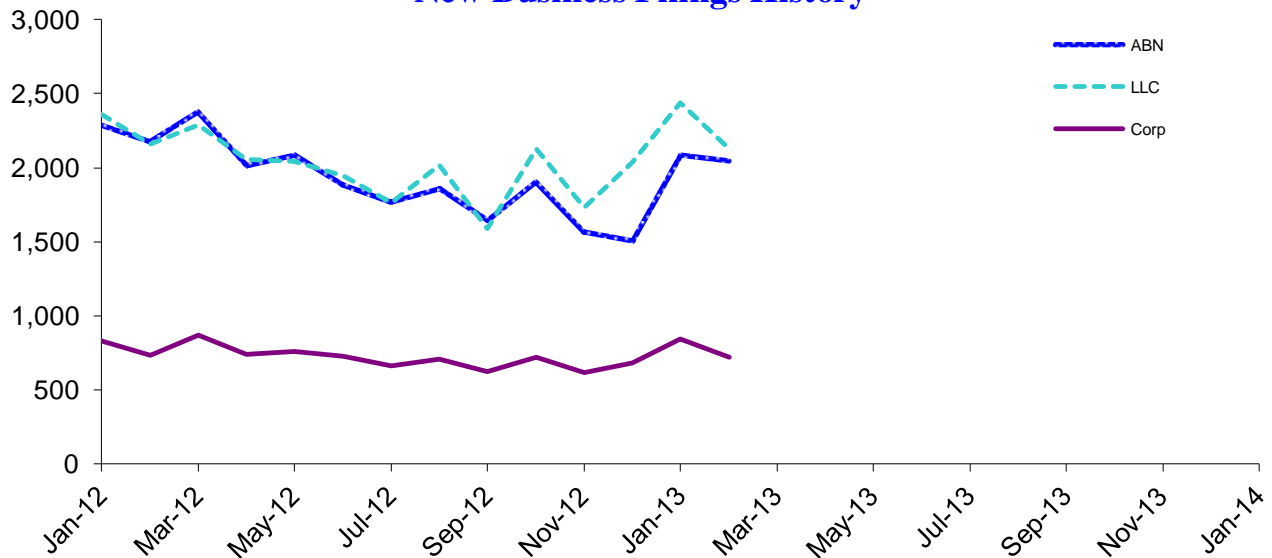
Business Report

Monthly update from Oregon's Secretary of State Kate Brown

New Business Applications

Business Type	Latest Month	Previous Month	12 Months Ago	Change Year Ago
Assumed Business Names	2,043	2,087	2,176	-6.1%
Limited Liability Companies	2,125	2,435	2,157	-1.5%
New Corporations (Domestic & Foreign: Business, Nonprofit, Professional)	722	844	730	-1.1%
Business Registry Total	4,890	5,366	5,063	-3.4%

New Business Filings History



Select Active Business Filings

Business Type	Latest Month	Previous Month	12 Months Ago	Change Year Ago
Assumed Business Names	134,425	134,642	137,627	-2.3%
Limited Liability Companies	129,997	129,001	123,310	5.4%
Oregon Corporations	116,687	116,670	117,729	-0.9%
Business Registry (Select)	381,109	380,313	378,666	0.6%



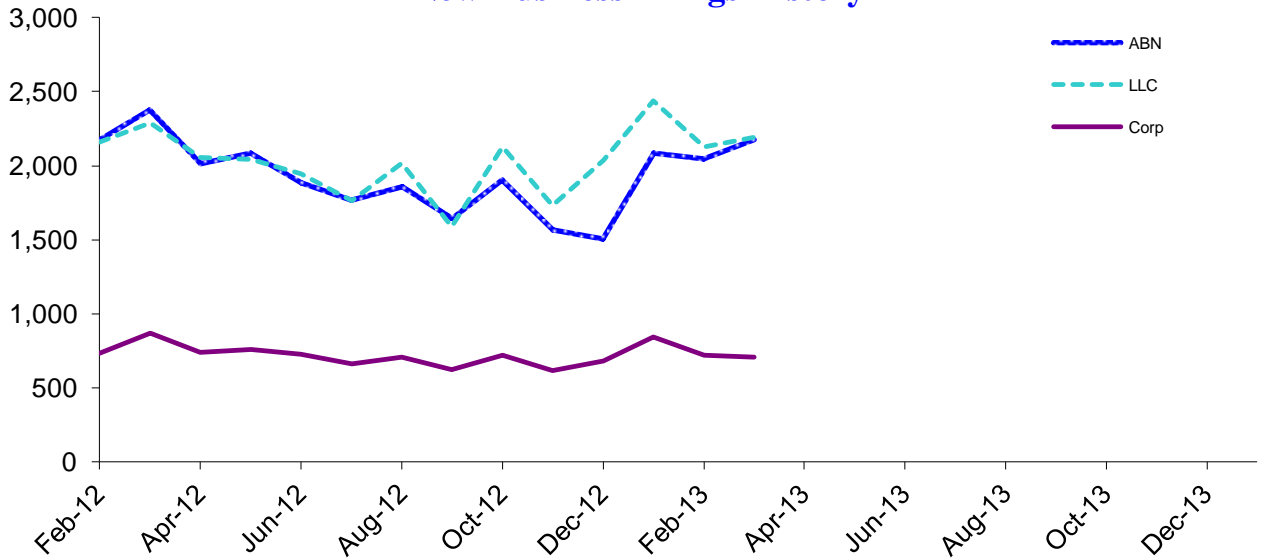
Business Report

Monthly update from Oregon's Secretary of State Kate Brown

New Business Applications

Business Type	Latest Month	Previous Month	12 Months Ago	Change Year Ago
Assumed Business Names	2,176	2,043	2,374	-8.3%
Limited Liability Companies	2,189	2,125	2,286	-4.2%
New Corporations (Domestic & Foreign: Business, Nonprofit, Professional)	704	722	869	-19.0%
Business Registry Total	5,069	4,890	5,529	-8.3%

New Business Filings History



Select Active Business Filings

Business Type	Latest Month	Previous Month	12 Months Ago	Change Year Ago
Assumed Business Names	134,300	134,425	137,291	-2.2%
Limited Liability Companies	130,195	129,997	123,733	5.2%
Oregon Corporations	116,335	116,687	117,543	-1.0%
Business Registry (Select)	380,830	381,109	378,567	0.6%

April-2013



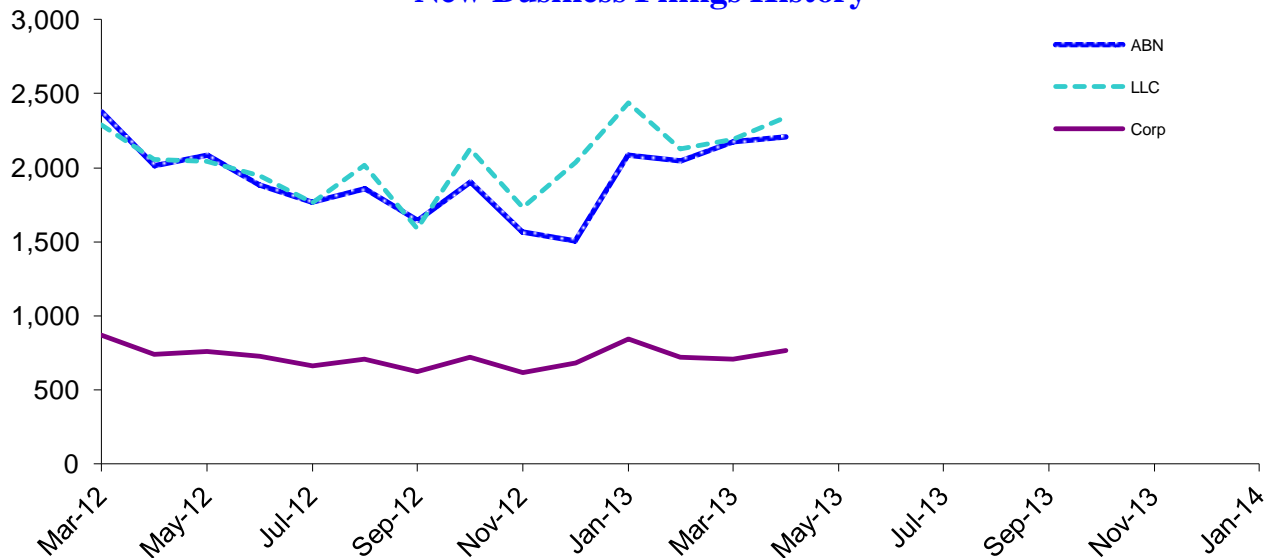
Business Report

Monthly update from Oregon's Secretary of State Kate Brown

New Business Applications

Business Type	Latest Month	Previous Month	12 Months Ago	Change Year Ago
Assumed Business Names	2,210	2,176	2,016	9.6%
Limited Liability Companies	2,338	2,189	2,054	13.8%
New Corporations (Domestic & Foreign: Business, Nonprofit, Professional)	768	704	738	4.1%
Business Registry Total	5,316	5,069	4,808	10.6%

New Business Filings History



Select Active Business Filings

Business Type	Latest Month	Previous Month	12 Months Ago	Change Year Ago
Assumed Business Names	134,278	134,300	137,001	-2.0%
Limited Liability Companies	131,017	130,195	124,355	5.4%
Oregon Corporations	116,336	116,335	117,509	-1.0%
Business Registry (Select)	381,631	380,830	378,865	0.7%



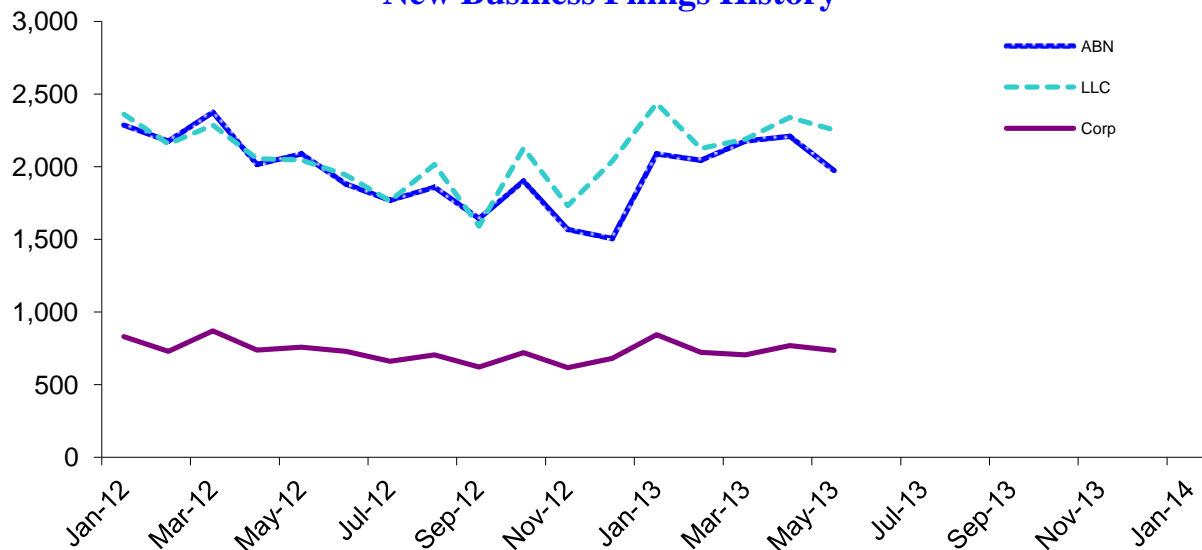
Business Report

Monthly update from Oregon's Secretary of State Kate Brown

New Business Applications

Business Type	Latest Month	Previous Month	12 Months Ago	Change Year Ago
Assumed Business Names	1,973	2,210	2,087	-5.5%
Limited Liability Companies	2,252	2,338	2,045	10.1%
New Corporations (Domestic & Foreign: Business, Nonprofit, Professional)	736	768	757	-2.8%
Business Registry Total	4,961	5,316	4,889	1.5%

New Business Filings History



Active Business Filings

Business Type	Latest Month	Previous Month	12 Months Ago	Change Year Ago
Assumed Business Names	133,688	134,278	136,380	-2.0%
Limited Liability Companies	131,346	131,017	125,324	4.8%
Oregon Corporations	115,968	116,336	117,739	-1.5%
Other	5,605	5,569	5,699	-1.6%
Business Registry Total	386,607	387,200	385,142	0.4%



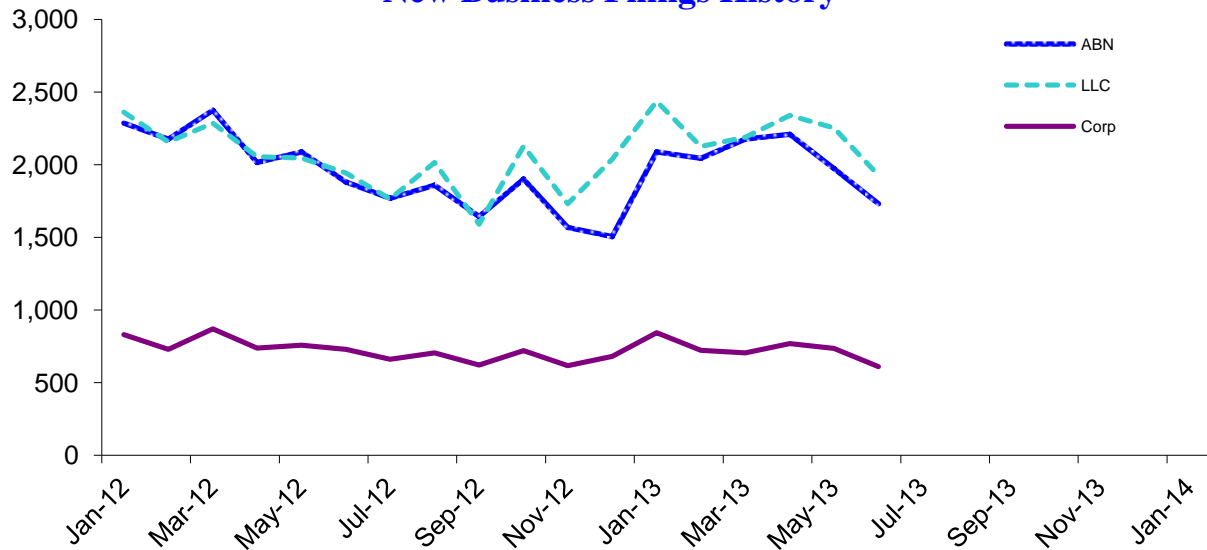
Business Report

Monthly update from Oregon's Secretary of State Kate Brown

New Business Applications

Business Type	Latest Month	Previous Month	12 Months Ago	Change Year Ago
Assumed Business Names	1,731	1,973	1,881	-8.0%
Limited Liability Companies	1,928	2,252	1,943	-0.8%
New Corporations (Domestic & Foreign: Business, Nonprofit, Professional)	611	736	728	-16.1%
Business Registry Total	4,270	4,961	4,552	-6.2%

New Business Filings History



Active Business Filings

Business Type	Latest Month	Previous Month	12 Months Ago	Change Year Ago
Assumed Business Names	133,400	133,688	136,304	-2.1%
Limited Liability Companies	131,861	131,346	125,055	5.4%
Oregon Corporations	115,735	115,968	117,200	-1.3%
Other	5,632	5,605	5,729	-1.7%
Business Registry Total	386,628	386,607	384,288	0.6%



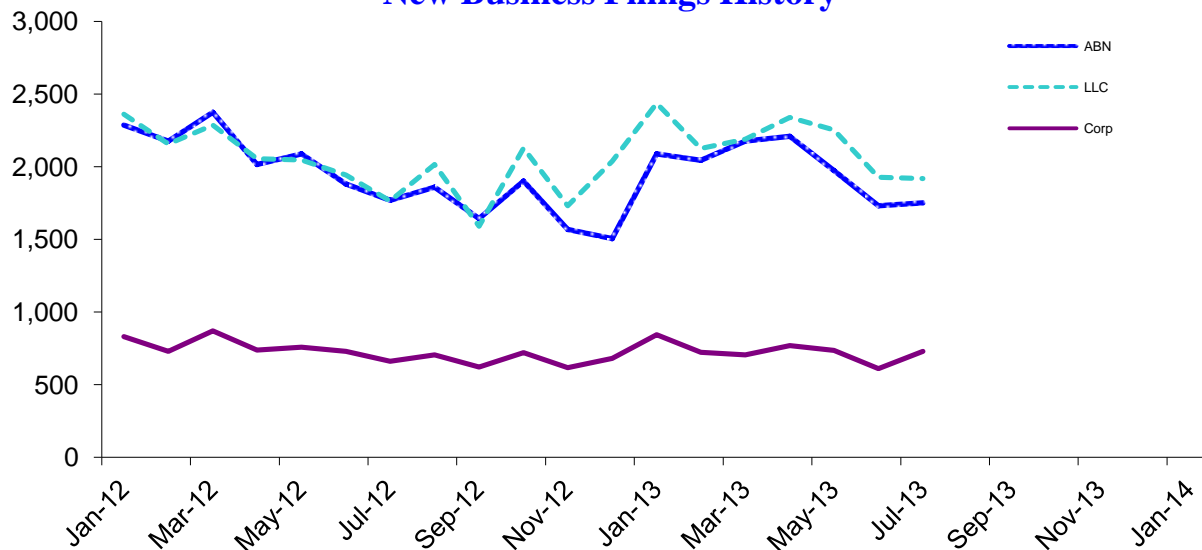
Business Report

Monthly update from Oregon's Secretary of State Kate Brown

New Business Applications

Business Type	Latest Month	Previous Month	12 Months Ago	Change Year Ago
Assumed Business Names	1,751	1,731	1,768	-1.0%
Limited Liability Companies	1,918	1,928	1,764	8.7%
New Corporations (Domestic & Foreign: Business, Nonprofit, Professional)	728	611	661	10.1%
Business Registry Total	4,397	4,270	4,193	4.9%

New Business Filings History



Active Business Filings

Business Type	Latest Month	Previous Month	12 Months Ago	Change Year Ago
Assumed Business Names	133,404	133,400	144,493	-7.7%
Limited Liability Companies	132,564	131,861	125,570	5.6%
Oregon Corporations	115,707	115,735	117,118	-1.2%
Other	5,671	5,632	5,747	-1.3%
Business Registry Total	387,346	386,628	392,928	-1.4%



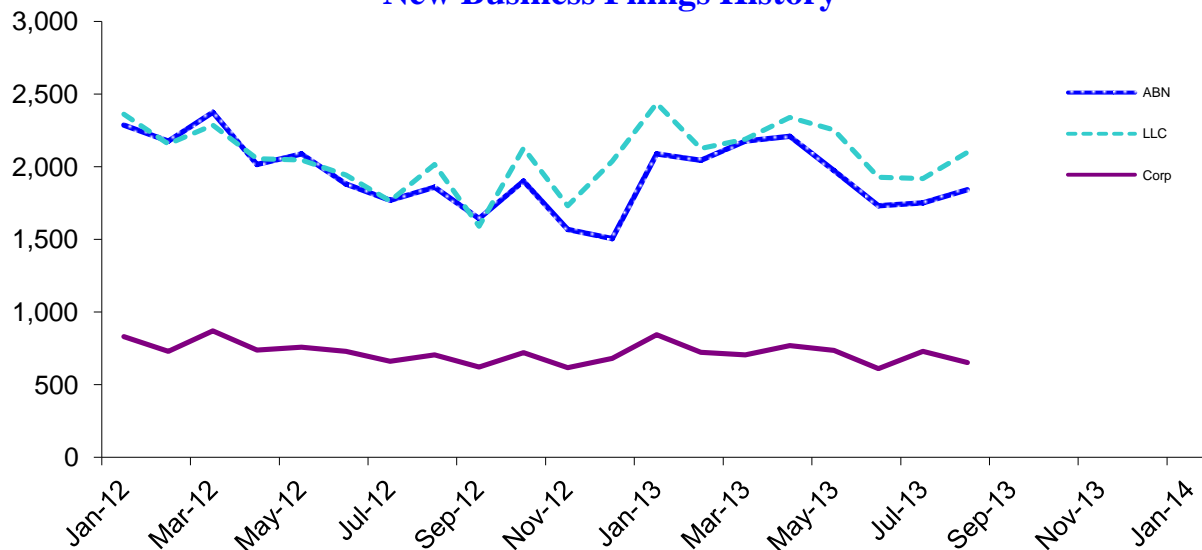
Business Report

Monthly update from Oregon's Secretary of State Kate Brown

New Business Applications

Business Type	Latest Month	Previous Month	12 Months Ago	Change Year Ago
Assumed Business Names	1,842	1,751	1,859	-0.9%
Limited Liability Companies	2,098	1,918	2,015	4.1%
New Corporations (Domestic & Foreign: Business, Nonprofit, Professional)	652	728	704	-7.4%
Business Registry Total	4,592	4,397	4,578	0.3%

New Business Filings History



Active Business Filings

Business Type	Latest Month	Previous Month	12 Months Ago	Change Year Ago
Assumed Business Names	132,868	133,404	135,735	-2.1%
Limited Liability Companies	132,960	132,564	125,888	5.6%
Oregon Corporations	115,395	115,707	116,899	-1.3%
Other	5,704	5,671	5,789	-1.5%
Business Registry Total	386,927	387,346	384,311	0.7%



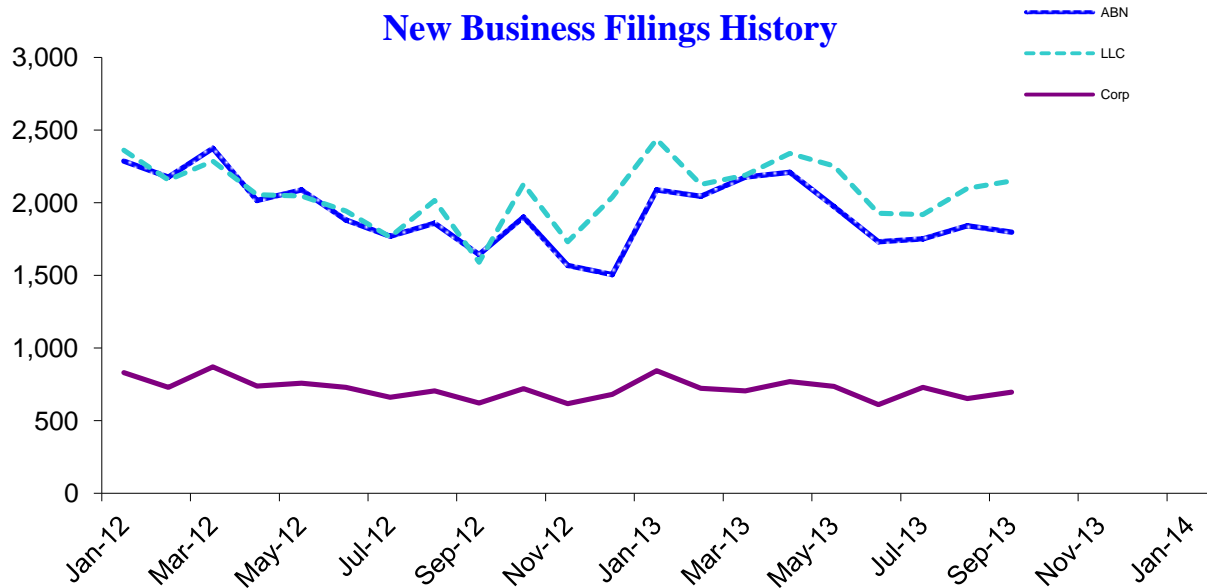
Business Report

Monthly update from Oregon's Secretary of State Kate Brown

New Business Applications

Business Type	Latest Month	Previous Month	12 Months Ago	Change Year Ago
Assumed Business Names	1,797	1,842	1,643	9.4%
Limited Liability Companies	2,149	2,098	1,591	35.1%
New Corporations (Domestic & Foreign: Business, Nonprofit, Professional)	697	652	620	12.4%
Business Registry Total	4,643	4,592	3,854	20.5%

New Business Filings History



Active Business Filings

Business Type	Latest Month	Previous Month	12 Months Ago	Change Year Ago
Assumed Business Names	132,815	132,868	135,505	-2.0%
Limited Liability Companies	133,856	132,960	126,212	6.1%
Oregon Corporations	115,516	115,395	116,820	-1.1%
Other	5,743	5,704	5,701	0.7%
Business Registry Total	387,930	386,927	384,238	1.0%



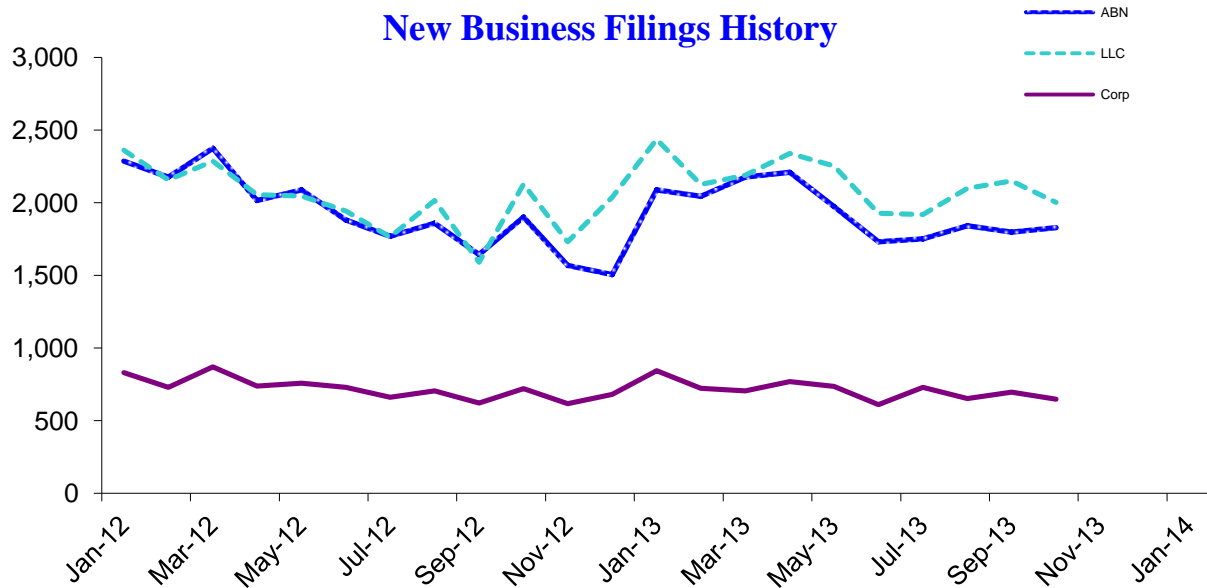
Business Report

Monthly update from Oregon's Secretary of State Kate Brown

New Business Applications

Business Type	Latest Month	Previous Month	12 Months Ago	Change Year Ago
Assumed Business Names	1,827	1,797	1,901	-3.9%
Limited Liability Companies	2,001	2,149	2,127	-5.9%
New Corporations (Domestic & Foreign: Business, Nonprofit, Professional)	648	697	721	-10.1%
Business Registry Total	4,476	4,643	4,749	-5.7%

New Business Filings History



Active Business Filings

Business Type	Latest Month	Previous Month	12 Months Ago	Change Year Ago
Assumed Business Names	132,220	132,815	135,650	-2.5%
Limited Liability Companies	134,521	133,856	127,094	5.8%
Oregon Corporations	115,542	115,516	116,913	-1.2%
Other	5,772	5,743	5,736	0.6%
Business Registry Total	388,055	387,930	385,393	0.7%



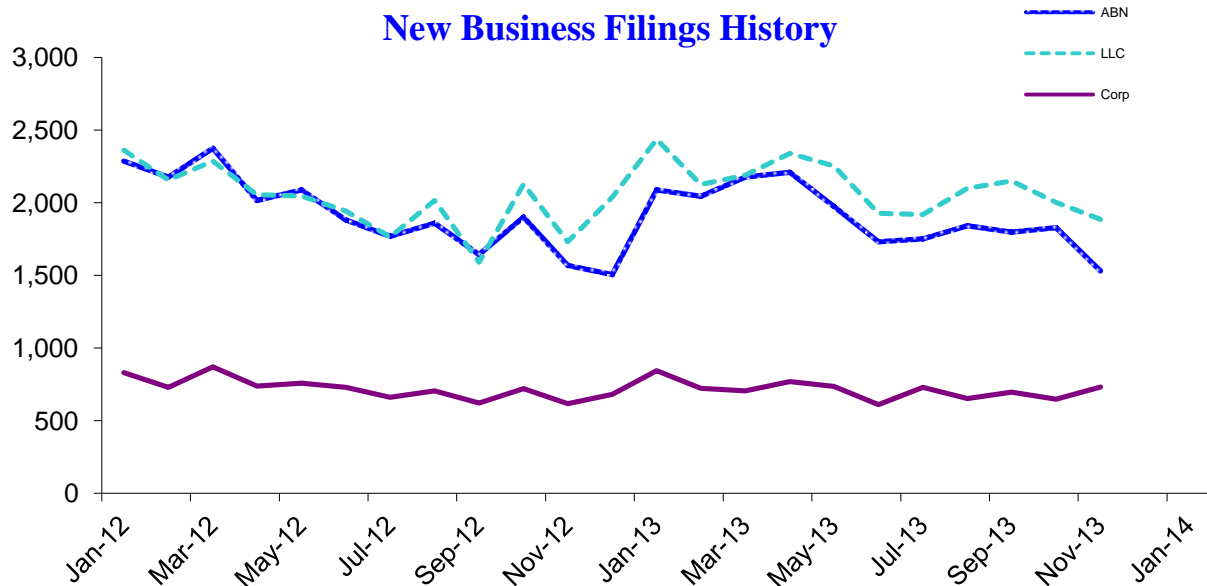
Business Report

Monthly update from Oregon's Secretary of State Kate Brown

New Business Applications

Business Type	Latest Month	Previous Month	12 Months Ago	Change Year Ago
Assumed Business Names	1,530	1,827	1,568	-2.4%
Limited Liability Companies	1,886	2,001	1,732	8.9%
New Corporations (Domestic & Foreign: Business, Nonprofit, Professional)	732	648	617	18.6%
Business Registry Total	4,148	4,476	3,917	5.9%

New Business Filings History



Active Business Filings

Business Type	Latest Month	Previous Month	12 Months Ago	Change Year Ago
Assumed Business Names	132,000	132,220	134,997	-2.2%
Limited Liability Companies	134,877	134,521	127,224	6.0%
Oregon Corporations	115,430	115,542	116,623	-1.0%
Other	5,802	5,772	5,670	2.3%
Business Registry Total	388,109	388,055	384,514	0.9%



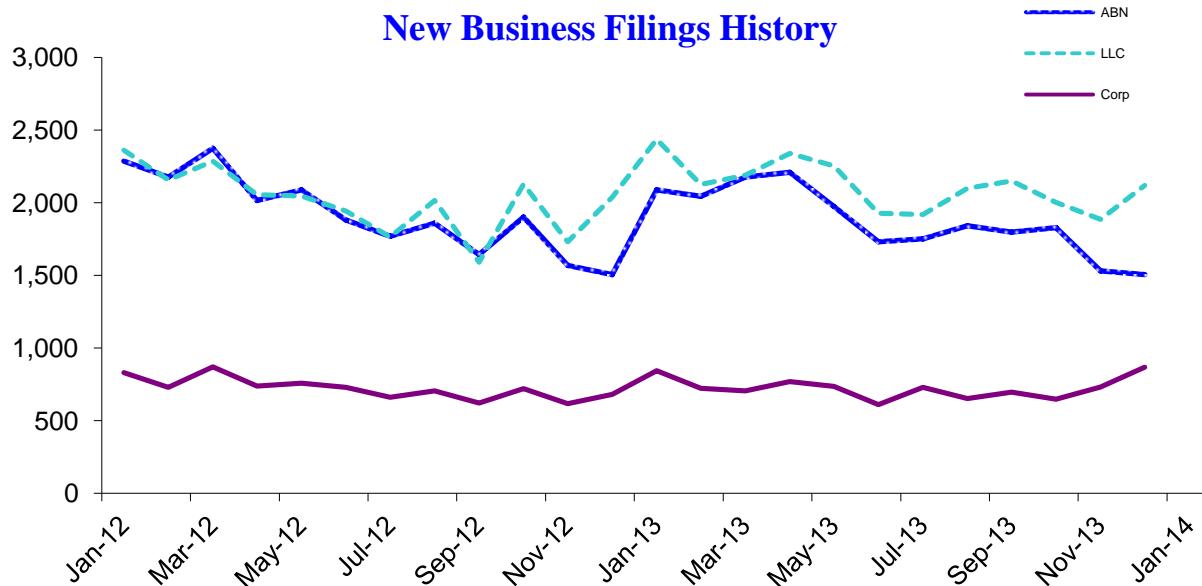
Business Report

Monthly update from Oregon's Secretary of State Kate Brown

New Business Applications

Business Type	Latest Month	Previous Month	12 Months Ago	Change Year Ago
Assumed Business Names	1,506	1,530	1,505	0.1%
Limited Liability Companies	2,118	1,886	2,038	3.9%
New Corporations (Domestic & Foreign: Business, Nonprofit, Professional)	868	732	681	27.5%
Business Registry Total	4,492	4,148	4,224	6.3%

New Business Filings History



Active Business Filings

Business Type	Latest Month	Previous Month	12 Months Ago	Change Year Ago
Assumed Business Names	131,824	132,000	134,873	-2.3%
Limited Liability Companies	135,547	134,877	127,809	6.1%
Oregon Corporations	115,520	115,440	116,482	-0.8%
Other	5,830	5,804	5,502	6.0%
Business Registry Total	388,721	388,121	384,666	1.1%